

TO: Kristina Doan, ISBE  
Ann Freiburg, IDHS  
Colleen Cunningham, IDHS  
Jennifer Grissom, IDHS  
All CFC Managers  
Andria Goss, Cook County DCFS  
Davette Clark-Johnson, CPS  
Kelsey Badger, Erikson Institute's DCFS Intact Program  
Allison Lowe-Fotos, Ounce of Prevention Fund  
Carmen Garcia, Ounce of Prevention Fund  
Karen Berman, Ounce of Prevention Fund

DATE: March 18, 2019

RE: FY 2019 Q2 Developmental Screening Report

Enclosed within are Child Find developmental screening reports and maps reflecting the number of children reported as screened from October 1, 2018 through December 31, 2018 throughout the State of Illinois.

#### TABLE OF CONTENTS

Narrative .....	2
Sample Form .....	4
Directions for Completing Form .....	5
Data Mappings .....	8
Screenings Reported by ZIP Code .....	14
Screenings Reported by Month .....	26
Screenings Reported by Agencies Represented .....	31
Screenings Reported by Screening Tool Utilized .....	36

This report, as well as reports reflecting prior years, is made publicly available at on our website at <https://www.childfind-idea-il.us/Screening.aspx>. If you have any questions or concerns about the enclosed information, please feel free to reach out via the contact form on our website at <https://www.childfind-idea-il.us/Contact.aspx> or call (800) 851-6197, option 2.

Best Regards,



Adam Morton  
Child Find Project Coordinator

## Child Find Project Data Collection Mappings

### *Background*

Since 1998, the Illinois State Board of Education (ISBE) has operated the Child Find Project (Child Find), funded through Individuals with Disabilities Education Act Part B, Preschool Discretionary funds to develop and disseminate public awareness materials to Local Education Agencies (LEAs), Special Education Cooperatives, and the Child and Family Connections (CFC) offices.

The Child Find Project, managed by a single Program Coordinator, collects data on the number and location of developmental screenings taking place across Illinois for children between 0 to 5 years of age. A developmental screening is the use of screening tools to track the development of young children across multiple domains. Child Find receives:

- Data from the 25 CFC sites across Illinois. CFCs are the system point of entry for Early Intervention under the Illinois Department of Human Services (IDHS), and are required to report data to Child Find. CFCs receive data from local school districts, with the exception of Chicago Public School (CPS) District #299, where data is reported directly to Child Find.
- Quarterly data on screenings from all health departments reporting to IDHS, which is obtained from the Cornerstone data entry system (Cornerstone).
- Department of Children and Family Services (DCFS) Cook County for children birth to five who are in care. These screenings are conducted by Erikson Institute (Erikson) /DCFS Early Childhood developmental specialists or by the DCFS Integrated Assessment program.
- Monthly data from Erikson/ DCFS Early Childhood Intact Program for Cook, Northern, Central and Southern regions. Erikson/DCFS Early Childhood developmental specialists administer developmental screenings to children ages birth through three entering the foster care system in Cook County and coordinates assessments statewide. The data is not separated by zip codes but reported by the four DCFS regions.

Through the support of the Early Learning Council, the *0-5 Child Find Screening Data Collection Form* (Data Collection Form) used by reporting entities was updated in 2016 in an effort to gather improved information on referral counts, screening tools used, type of reporting program/entity and the type of referral. Among these improvements, a new field was added to include the zip code of locations performing developmental screenings. The inclusion of this field allows for the mapping of portrays where screenings occur, identify potential gaps in reporting and referrals and make the data useful for stakeholders.

### *Mappings*

Child Find has partnered with the Illinois Early Childhood Asset Map (IECAM) to display, through geo-mapping, where developmental screenings are occurring as reported on the Data Collection Form. Developed in 2006, IECAM is funded by ISBE and the IDHS to provide information on existing services, the demographics of young children and their families, and state resources that serve young children. Child Find provides quarterly reports to IECAM which in turn provides mappings on 0-5 Child Find Screenings:

- Total Screened by CFC region
- Total Referred by CFC region

- Total Screened by Zip Code
- Total Referred by Zip Code

#### *Limitations and exclusions*

There is no data system to support unduplicated, disaggregated child level data collection, but the addition of the zip code field draws a broader picture of screenings occurring in the state. Even with the stated improvements to the Data Collection Form, limitations remain:

- Reporting to CFCs is voluntary and reporting entities include: school districts, Local Education Agencies (LEAs), Special Education Cooperatives, Regional Offices of Education, child care providers, Head Start/Early Head Start, Home Visiting programs, Early Intervention providers, health departments, health care providers, DCFS, IDHS Family Case Management, multi-funded programs, and Women, Infants and Children.
- CFCs 8, 9, 10 and 11 serve the City of Chicago but do not conduct screening events – Chicago Public Schools (CPS) #299 coordinates all screenings in these regions. It is up to CPS to report the screenings conducted, and data is not broken down by CFC region or even zip code.
- Reporting entities submit data manually through paper forms. CFCs vary greatly in the frequency and method of reporting data to Child find: Some CFCs email forms to the Project Coordinator as forms are received and other CFCs collect forms throughout a quarter before submitting them all at once via US Mail or fax.
- Delayed reporting from entities to CFCs impacts the timeliness of data to Child Find. CFCs do not all report information to Child Find in regular intervals.
- Data collection is time consuming and complex for both reporting entities and CFCs. Data is often inconsistent and unreliable because not all relevant fields are completed and mathematical miscalculations are recorded in fields. As of May 1, 2018, Child Find is piloting an electronic data collection system with two CFCs. This system would notify reporting entities when a mistake has been entered, prompting a correction before data submission is allowed.
- IDHS does not report data on developmental screenings by zip code. Rather, quarterly Cornerstone data is reported to Child Find in an aggregate format. This constitutes a significant sector of data that cannot be mapped.
- The data is not available in real-time but delayed by at least one quarter.
- The zip code on the Data Collection Form refers to where the screening occurred, not necessarily the home zip code of the children receiving the screening.

Even with limitations, the mappings make the data transparent and provides utility for stakeholders as a quality improvement process. As state agencies, programs, and communities continue to employ developmental screenings as a tool to support children's development and school readiness, these mappings visually display areas in the state that might be underreporting screenings and need additional supports to increase screenings and referrals. Further, the wide dissemination of the mappings raise awareness of Child Find which may lead to better reporting by both entities and CFCs. Additional fields were added to the Data Collection Form beyond the zip code and future mappings are possible in the future.

# 0-5 CHILD FIND SCREENING DATA COLLECTION FORM

Please refer to the directions when completing this form.

## SECTION I: IDENTIFYING INFORMATION

Current Date: _____	Month/Year of Screenings: _____	CFC Submitting Form: _____
Name of Screening Agency: _____		
Type of Program/Entity <sup>1</sup> : _____	Zip Code of Locations of Screenings: _____	
Screening Tool(s) used: _____		
Contact Person's Name: _____	Phone Number: _____	
Email Address: _____		

If the screening was part of a shared screening event, please check the following box: ☐

## SECTION II: SCREENING INFORMATION

Report Totals								
Total Children Screened	Age 0-11 months	Age 12-23 months	Age 24-35 months	Age 36-47 months	Age 48-60 months	Age 61+ months	Not Referred	Total Referred

Screenings of Children involved with DCFS		
# of Children in Intact Family Services Screened	# of Children of Teen Wards Screened	# of Children in Foster Care Screened

## SECTION III: SCREENING RESULTS – REFERRAL COUNTS<sup>2</sup>

Report Totals for Children Ages 0 – 35 Months								
# Referred to EI	# Referred to LEA (ECSE)	# Referred to EHS	# Referred to PI (center-based)	# Referred to Child Care Program	# Referred to HV	# Referred to Other Services	# Referred to Multiple Services	# Referred for Rescreening

Report Totals for Children Ages 36 – 60 Months							
# Referred to LEA (ECSE)	# Referred to PFA	# Referred to HS	# Referred to Child Care Program	# Referred to HV	# Referred to Other Services	# Referred to Multiple Services	# Referred for Rescreening

Please fax or email completed form(s) by \_\_\_\_\_ (insert timeframe) to your local Child and Family Connections (CFC) office at the following contact information: \_\_\_\_\_.

You may find your local CFC office by going to the Illinois Department of Human Services office locator at [www.dhs.state.il.us](http://www.dhs.state.il.us). If you have questions regarding this form, please contact the Child Find Project at 1-800-851-6197.

<sup>1</sup> Child Care Provider (CC), Head Start/Early Head Start (HS/EHS), Home Visiting (HV), Multi-Funded Program (MFP), Child and Family Connections (CFC), School District or Local Education Agency (LEA), Early Intervention (EI) Provider, Health Department (HD), Health Care Provider (HC), Women, Infants and Children (WIC), Illinois Department of Children and Family Services (DCFS) or Family Case Management (FCM).

<sup>2</sup> The following are abbreviations used in SECTION III: EI = Early Intervention; EHS = Early Head Start; PI = Prevention Initiative; HV = Home Visiting; PFA = Preschool for All; and HS = Head Start.

## **DIRECTIONS FOR COMPLETING 0-5 CHILD FIND SCREENING, REPORTING AND DATA COLLECTION FORM**

The Illinois State Board of Education (ISBE) operates the Child Find Project (the “Project”). The Project is funded through IDEA Part B, Preschool Discretionary funds to develop and disseminate public awareness materials to Local Education Agencies (LEAs), Special Education Cooperatives, and the Child and Family Connections (CFC) offices. One activity of the Project is to collect data on the number and location of developmental screenings taking place across the State of Illinois for children between 0 and 5 years of age. The purpose of the 0-5 Child Find Screening, Reporting and Data Collection Form (the “Form”) is the collection of said data by the Project. If your program administers developmental screenings, you should report screening data to the Project using the Form. This applies to developmental screenings only and not to other types of screenings, such as those for vision or hearing. Agencies are required to complete each section of the Form.

The following are certain definitions that may be useful when completing the Form:

**Health Department** – A certified public health department of a county or the City of Chicago that strives to meet the public health needs of its jurisdiction.

**Health Care Provider** – A primary care physician, clinic, etc.

**Home Visiting** – A voluntary program serving pregnant women and children up to the age of 5 that promotes positive parenting practices and builds healthy parent-child relationships, which makes them an essential strategy for reducing child abuse and neglect, improving health outcomes for mothers and children, and increasing school readiness. Home visiting services use evidence-based, intensive, outcome-driven models that promote parent-child attachment; provide developmental screening, monitoring, and referrals; and provide linkages to community resources and services. Additional information pertaining to home visiting in Illinois can be found at <http://www.igrowillinois.org/>.

**Multi-Funded Program** – A program receiving separate funds from two or more program funding streams that are integrated or blended in order to pay for total program expenditures.

### **SECTION I: IDENTIFYING INFORMATION**

This information allows the tracking of locations of screenings that occur, what programs or entities are involved in screenings, at what frequency screenings occur in a particular area, and who participates in screening activities.

**Current Date** – Insert the date the screening form is completed.

**Month/Year of Screening** – For cumulative reporting, insert the month and year the screenings took place.

**CFC Submitting Form** – CFCs should insert their CFC #, if a CFC is submitting a completed form.

**Name of Screening Agency** – Insert the name of the agency or provider undertaking the screening. Please note that such an agency or provider may include, but is not limited to, the following: Child Care Provider (CC); Head Start/Early Head Start (HS/EHS); Home Visiting (HV); Multi-Funded Program (MFP); Child and Family Connections (CFC); School District or Local Education Agency (LEA); Early Intervention (EI) Provider; Health Department (HD); Health Care Provider (HC); Women, Infants and

Children (WIC); Illinois Department of Children and Family Services (DCFS); or Family Case Management (FCM).

*This information is gathered for data collection purposes only. If the screening is a joint effort between two or more CFCs or two or more school districts, indicate all CFCs and school districts involved in the joint effort, in order to show the area in which screenings are taking place. If a joint screening takes place with a CFC and a school district, the screenings will be attributed to the CFC or school district based on the ages of the children screened. Separate reports may be submitted if easier on reporting entities.*

**Type of Program/Entity** – Insert the type of program or entity that describes the Screening Agency. Options include the following: Child Care Provider (CC); Head Start/Early Head Start (HS/EHS); Home Visiting (HV); Multi-Funded Program (MFP); Child and Family Connections (CFC); School District or Local Education Agency (LEA); Early Intervention (EI) Provider; Health Department (HD); Health Care Provider (HC); Women, Infants and Children (WIC); Illinois Department of Children and Family Services (DCFS); or Family Case Management (FCM).

**Zip Code of the Locations of Screenings** – Identify the zip code of the location of the screening event. One form should be submitted per event, as such, only one zip code should be entered here.

**Screening Tool** – Identify name of Developmental Screening tool(s) administered (e.g., ASQ3, ASQ-SE, DIAL, Brigance, other) by listing all that apply on the Form. Do not include other screenings performed such as Vision, Hearing, etc.

**Contact Person (Name, Phone Number and Email Address)** – Insert the name, telephone number and email address of the individual in charge of the screening session.

**Name of Agency** – List agency(ies) or individual provider(s) conducting the screening activity(ies), if screening event is community-wide or a joint-effort.

## **SECTION II: SCREENING INFORMATION**

This information allows the tracking of the number of children screened and their age at the time of screening. Please note that the data for Section II refers to the total number of children screened (and is not separated out by zip codes as in Section I above).

**Total Children Screened** – Total number of children screened during event of cumulative monthly report.

**Age 0-61+ Months** – In the appropriate box, indicate the number of children by age who were screened.

**Not Referred** – Children who were screened but no referral was needed.

**Total Referred** – Children who were screened and a referral was needed.

The “Total Children Screened” count in Section II of the Form should equal the number of children referred *plus* the number of children not referred.

For purposes of the Form, a **Referral** occurs when a provider completes a screening and provides

information on how to connect families to a service provider that can meet the child and family's needs as indicated on the screening. Guidance on *referring families* may be found at the websites for (i) ExceleRate Illinois (including, the following link: <http://www.exceleRateillinoisproviders.com/docman/resources/91-three-steps-to-screening/file>) and (ii) U.S. Department of Health and Family Services—Office of Administration for Children and Families for *Birth to 5: Watch Me Thrive!* (including, the following link: [https://www.acf.hhs.gov/sites/default/files/ece/ece\\_providers\\_guide\\_march2014.pdf](https://www.acf.hhs.gov/sites/default/files/ece/ece_providers_guide_march2014.pdf))

For purposes of data related to the screenings of children involved with DCFS (which is collected in the second table in Section II), please note the following:

**# of Children in Intact Family Services Screened** – refers to the number of children screened who are involved with DCFS but are not in DCFS protective custody and are residing with their families as part of DCFS's Intact Families program.

**# of Children of Teen Wards Screened** – refers to the number of children screened whose parents are wards of DCFS.

**# of Children in Foster Care Screened** – refers to the number of children screened who are in DCFS care and residing with a foster family.

### **SECTION III: SCREENING RESULTS – REFERRAL COUNTS**

The information submitted here allows the tracking of referrals made for children ages 0-35 months and 36-50 months.

Indicate the number of children referred for further evaluation in the appropriate referral count box identified. If a referral type is not listed, please indicate the name of the agency(ies) receiving referral(s) and the number of children involved. Please note that the numbers used in Section III will overlap and will not always match-up to the number used in the category of "Total Referred" in Section II above.

**# Referred to Other Services** – Indicate the number of children referred to community based programs/agencies (i.e., speech, hearing, vision).

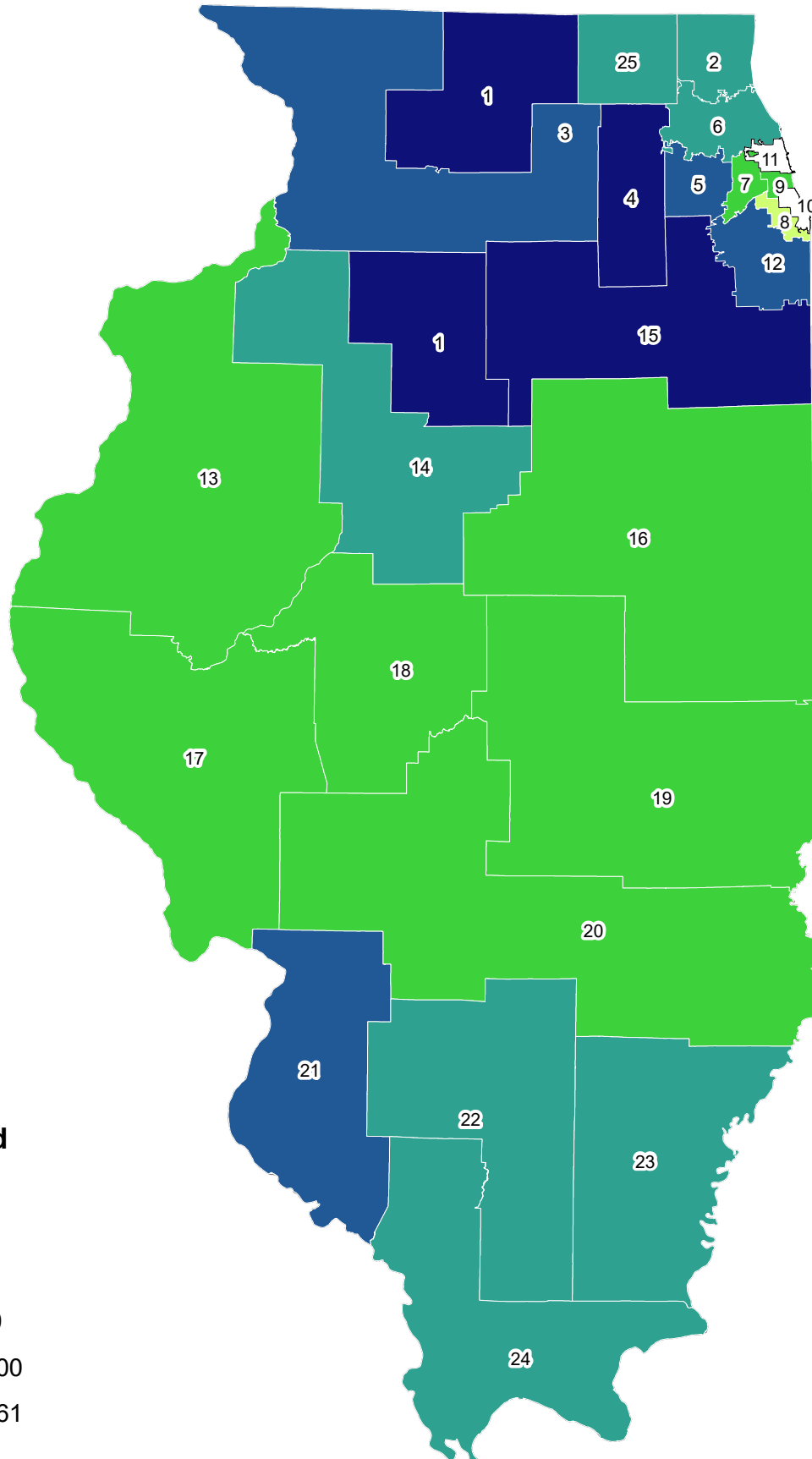
**# Referred for Rescreening** – Indicate the number of children who did not score a concern on the screening, but are determined to benefit from a repeat screening at a later date (due to parent report of functioning variance, unable to screen, other concerns screener may have, etc.).

**# Referred to Multiple Services** – If more than one of the other categories in this Section III has been checked, then also check "Referred for Multiple Services". *Please note that some children may be referred to multiple services and we want to know how many children present like that.*


Please **fax or email** completed reports to the local Child and Family Connections (CFC) office, attention Local Interagency Council (LIC) Coordinator. The LIC Coordinator is responsible for collecting all 0-5 Screening Collection forms relating to screening activities for children 0-5 years of age occurring in the service area. These reports are forwarded monthly to the State's Child Find Project Coordinator for statewide analysis and data compilation.

# Child Find Screening FY2019 Q2

## Total children birth to 5 screened by CFC region



### Total screened



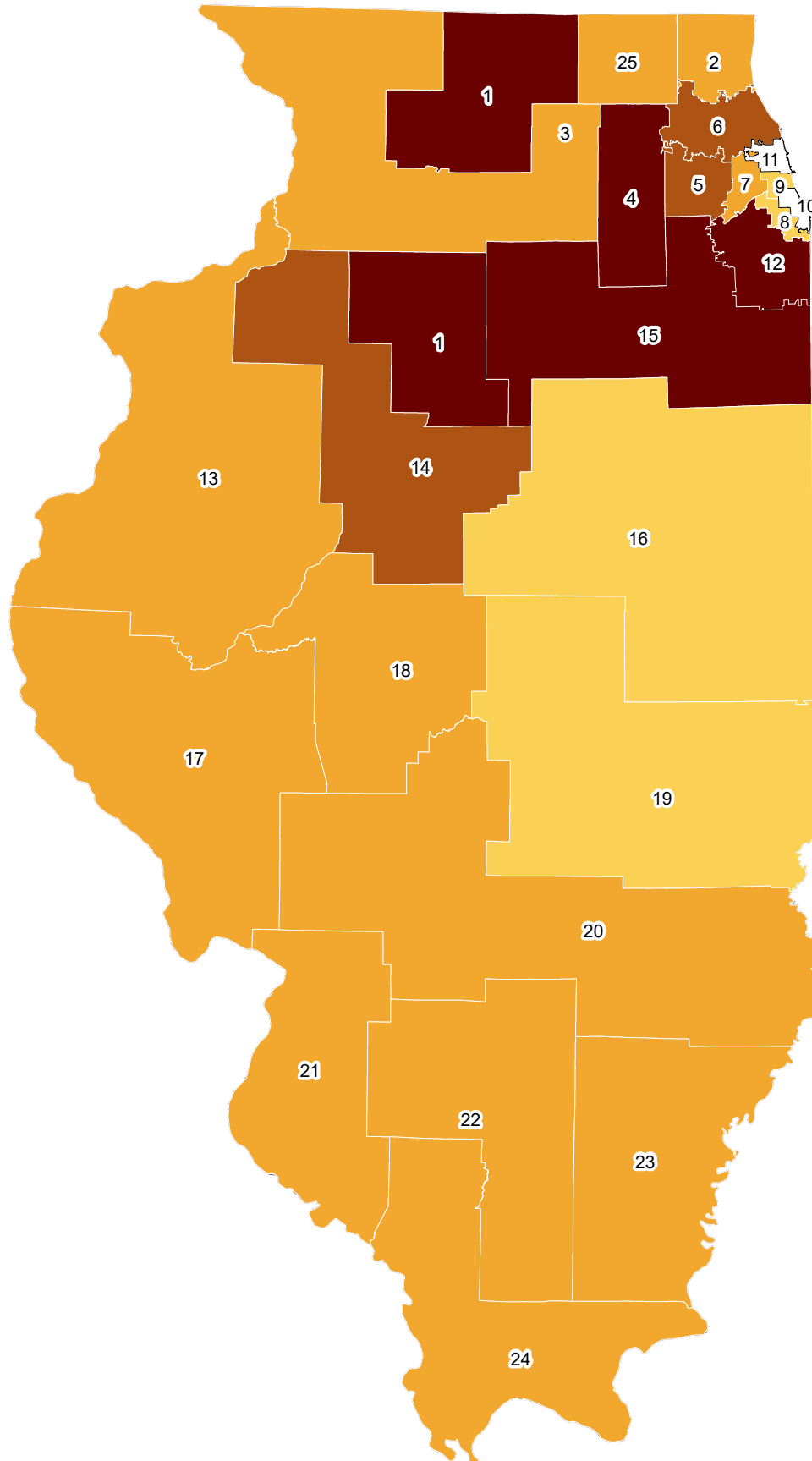
State total: 23,643

Notes: Map doesn't show children screened by CPS, CHDC, and DCFS as they don't have CFC information.  
The state total includes all data collected.

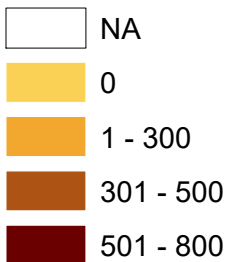


# Child Find Screening FY2019 Q2

## Total children birth to 5 referred by CFC region



### Total referred

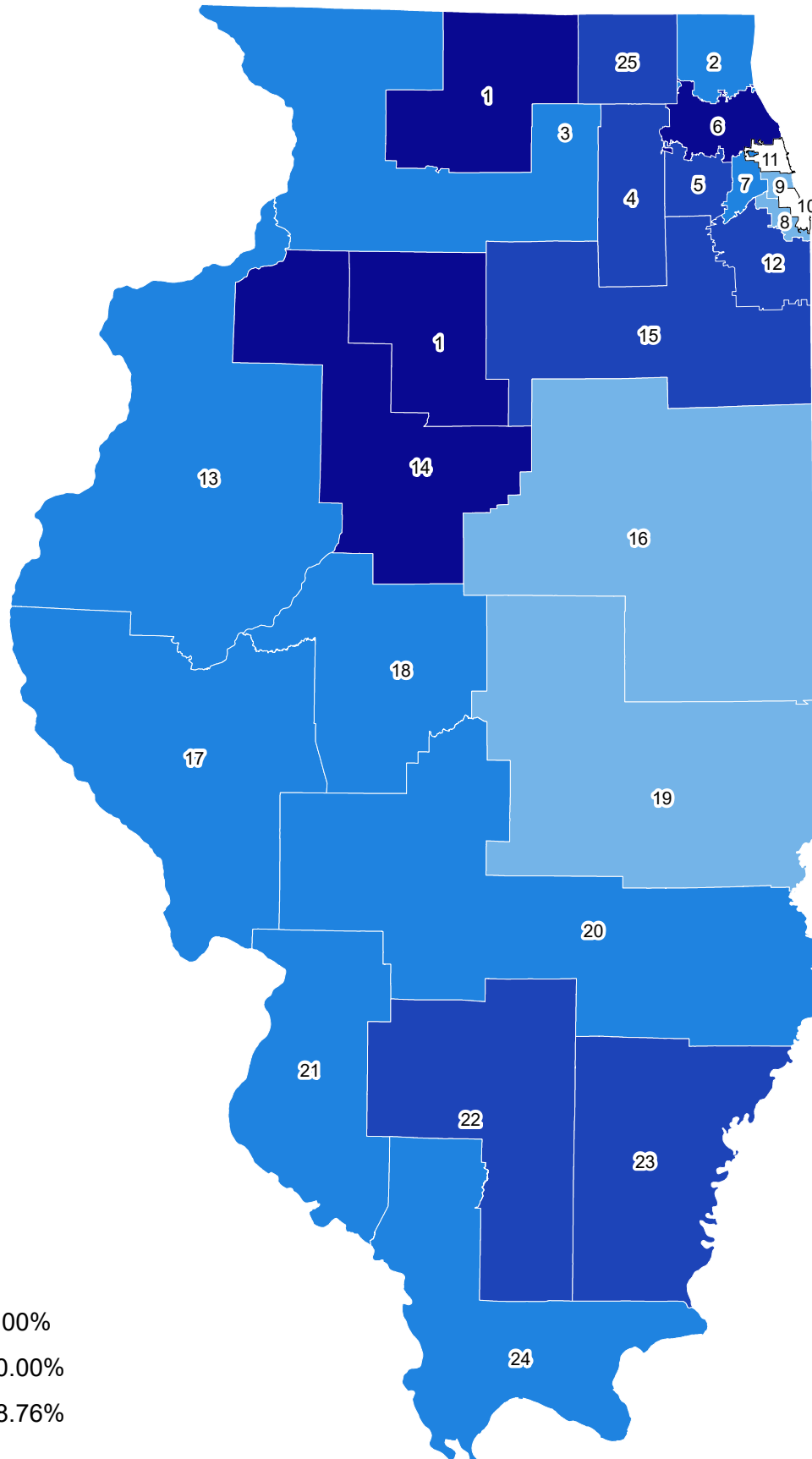


State total referred: 5,231

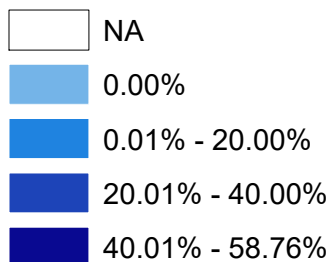
Notes: Map doesn't show children screened by CPS, CHDC, and DCFS as they don't have CFC information.  
State total referred includes all data collected.

# Child Find Screening FY2019 Q2

## Percent of children birth to 5 (Total Referred/Total Screened)



### Percent

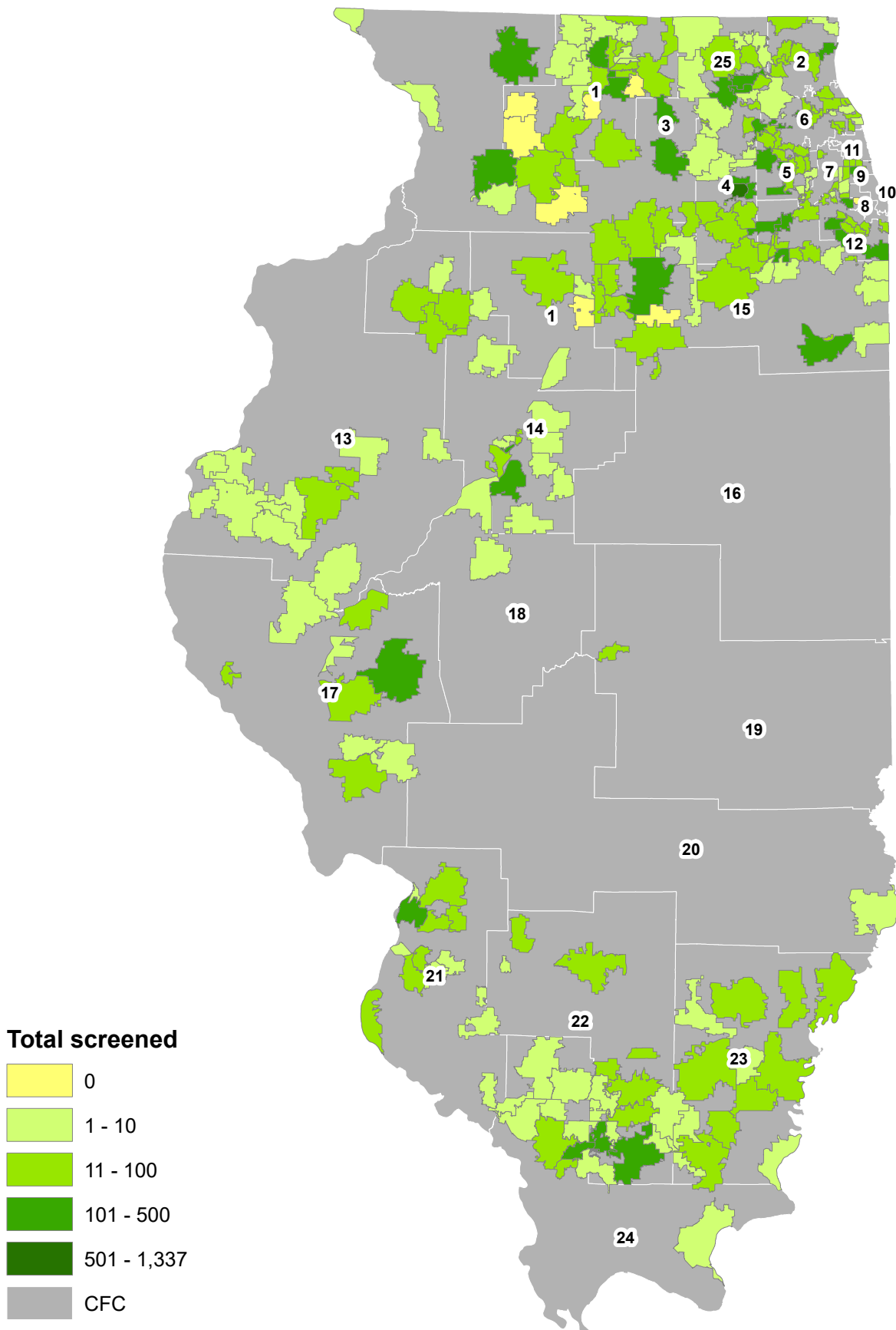


State average: 22.12%

Notes: Map doesn't show children screened by CPS, CHDC, and DCFS as they don't have CFC information.  
The state average averages all data collected.

# Child Find Screening FY2019 Q2

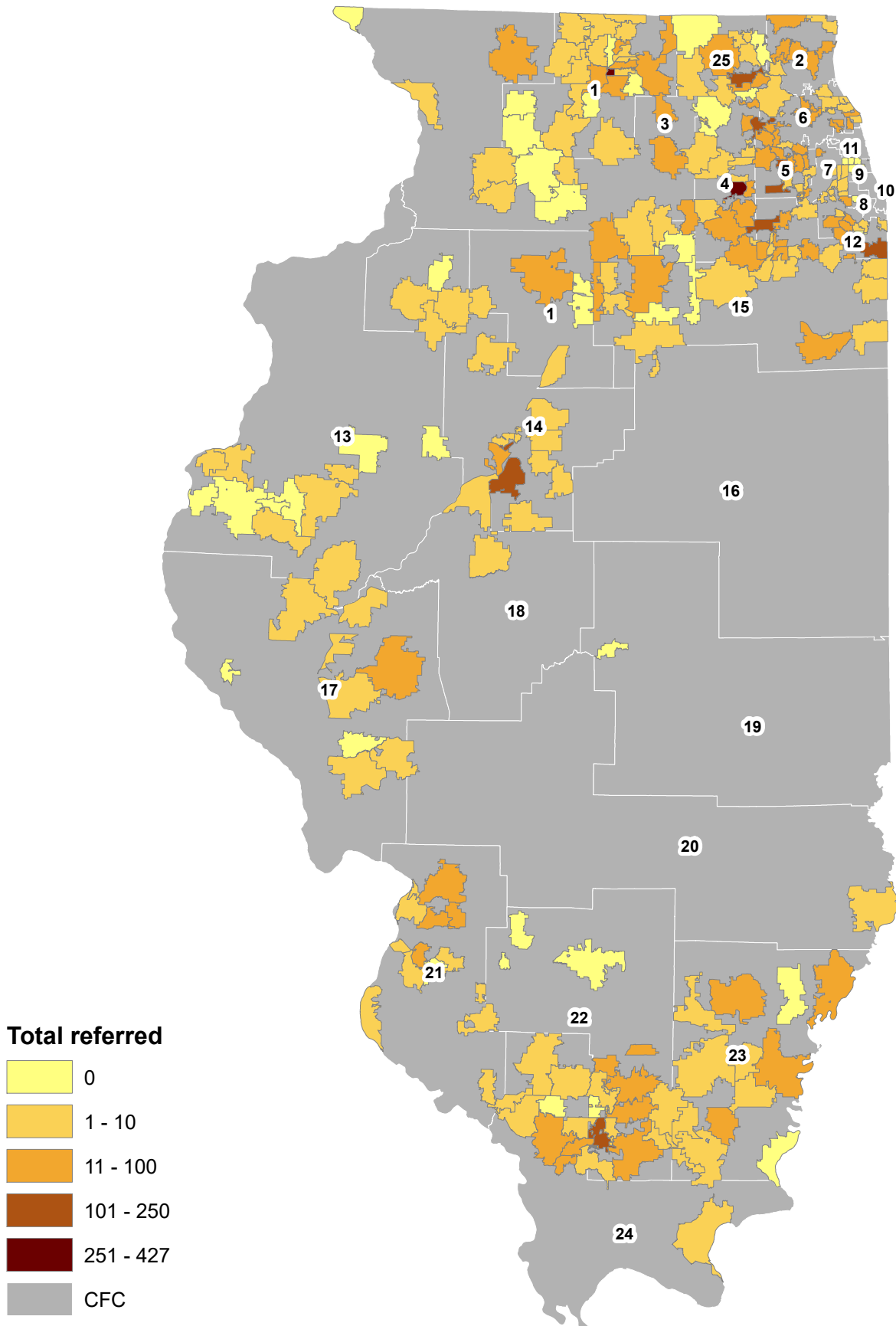
## Total children birth to 5 screened by Zip Code



Notes: Data doesn't include children screened by CPS, CHDC, and DCFS as they don't have zip code information.

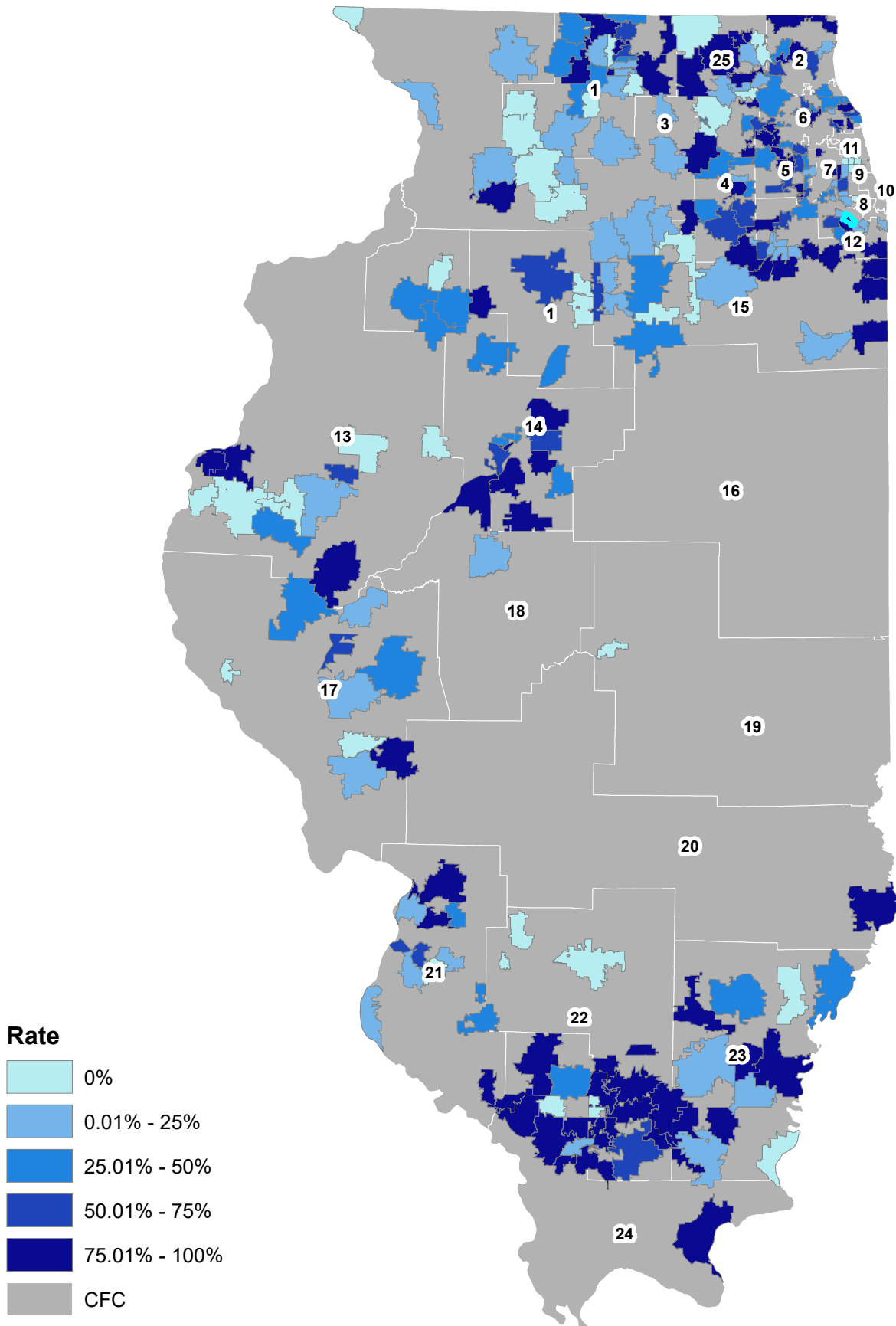
# Child Find Screening FY2019 Q2

## Total children birth to 5 referred by Zip Code



Notes: Data doesn't include children screened by CPS, CHDC, and DCFS as they don't have zip code information.

# Child Find Screening FY2019 Q2 Percent of children birth to 5 by Zip Code (Total referred/Total screened)



Notes: Data doesn't include children screened by CPS, CHDC, and DCFS as they don't have zip code information.

## Screenings Reported by CFC/CPS/DCFS and ZIP / FY2019 Q2

Zip Code	Total Screened	Ages (in Months)							Not Referred	Total Referred	Screenings of Children involved with DCFS			# of Children Ages 0 to 3 Referred to										# of Children Ages 3 to 5 Referred to								Sub-Totals	
		0-11	12-23	24-35	36-47	48-60	61+	In Intact Family Services			Children of Teen Wards	In Foster Care	LEA EI	(ECSE)	EHS	PI (center-based)	Child Care Program	HV	Other Services	Multiple Services	Rescreening	LEA (ECSE)	PFA	HS	Child Care Program	HV	Other Services	Multiple Services	Rescreening	Ages 0-35 mos.	Ages 36-61+ mos.		
CFC #01 Child & Family Connections, Access Services of Northern Illinois, 1752 Windsor Rd, Ste 102, PO Box 16390, Loves Park, IL 61132-6390 - Dee Dee Lowery																																	
61008	38	0	0	0	25	13	0	7	31	0	0	0	0	0	0	0	0	0	0	0	4	0	0	0	0	27	1	1	0	38			
61010	6	0	0	2	2	2	0	4	2	0	0	0	0	0	0	0	0	0	0	0	1	1	0	0	0	0	0	2	4				
61012	12	0	0	0	7	4	1	0	12	0	0	0	0	0	0	0	0	0	0	0	1	9	0	0	0	1	1	2	0	12			
61016	0	0	0	0	0	0	0	0	0	0	0	0	0	0	0	0	0	0	0	0	0	0	0	0	0	0	0	0	0	0			
61024	2	0	0	0	2	0	0	1	1	0	0	0	0	0	0	0	0	0	0	0	1	0	0	0	0	0	0	0	0	2			
61030	0	0	0	0	0	0	0	0	0	0	0	0	0	0	0	0	0	0	0	0	0	0	0	0	0	0	0	0	0	0			
61061	14	2	2	3	5	2	0	13	1	0	0	0	0	0	0	0	0	0	0	0	1	0	0	0	0	0	0	7	7				
61063	2	0	0	0	1	1	0	1	1	0	0	0	0	0	0	0	0	0	0	0	1	0	0	0	0	0	0	0	0	2			
61064	0	0	0	0	0	0	0	0	0	0	0	0	0	0	0	0	0	0	0	0	0	0	0	0	0	0	0	0	0	0			
61068	37	0	2	1	23	11	0	30	7	0	0	0	0	0	0	0	0	0	0	0	7	0	0	0	0	0	0	3	34				
61072	6	0	0	2	3	0	1	1	5	0	0	0	0	0	0	0	0	0	0	0	1	1	0	0	0	0	0	1	2	4			
61073	8	0	0	0	4	3	1	3	5	0	0	0	0	0	0	0	0	0	0	0	5	0	0	0	0	0	0	0	8				
61079	0	0	0	0	0	0	0	0	0	0	0	0	0	0	0	0	0	0	0	0	0	0	0	0	0	0	0	0	0	0			
61080	20	0	0	2	12	3	3	12	8	0	0	0	0	0	0	0	0	0	0	8	0	0	0	0	0	0	0	2	18				
61084	0	0	0	0	0	0	0	0	0	0	0	0	0	0	0	0	0	0	0	0	0	0	0	0	0	0	0	0	0	0			
61088	1	0	0	0	0	1	0	0	1	0	0	0	0	0	0	0	0	0	0	0	0	0	0	0	0	1	0	0	0	1			
61101	102	8	4	15	45	25	5	92	10	0	0	2	1	0	0	0	0	0	0	0	7	0	0	0	0	0	0	2	27	75			
61102	97	4	5	8	57	20	3	70	27	0	0	0	0	0	0	0	0	0	0	27	0	0	0	0	0	0	0	17	80				
61103	18	6	6	6	0	0	0	18	0	0	0	0	0	0	0	0	0	0	0	0	0	0	0	0	0	0	0	18	0				
61104	420	14	16	4	247	117	22	68	352	4	0	2	4	0	0	0	0	0	0	2	30	341	53	0	0	0	215	135	34	386			
61107	63	3	10	15	22	12	1	51	12	0	0	0	0	0	0	0	0	0	0	8	4	0	0	0	0	0	0	28	35				
61108	62	9	7	11	17	16	2	52	10	0	0	0	1	0	0	0	0	0	0	2	7	0	0	0	0	0	0	27	35				
61109	277	24	36	64	95	47	11	227	50	96	0	9	0	0	0	0	0	0	0	1	18	32	0	0	0	0	10	9	124	153			
61111	10	0	4	5	0	1	0	3	7	0	0	6	0	0	0	0	0	0	0	7	0	0	0	0	0	0	0	9	1				
61112	0	0	0	0	0	0	0	0	0	0	0	0	0	0	0	0	0	0	0	0	0	0	0	0	0	0	0	0	0	0			
61114	2	1	1	0	0	0	0	1	1	0	0	0	0	0	0	0	0	0	0	1	0	0	0	0	0	0	0	2	0				
61115	91	4	8	6	43	28	2	6	85	3	0	0	5	0	0	10	0	0	4	3	11	54	0	0	0	0	2	6	18	73			
61235	3	0	1	2	0	0	0	3	0	0	0	0	0	0	0	0	0	0	0	0	0	0	0	0	0	0	0	3	0				
61301	1	0	0	0	0	1	0	1	0	0	0	0	0	0	0	0	0	0	0	0	0	0	0	0	0	0	0	0	1				
61310	0	0	0	0	0	0	0	0	0	0	0	0	0	0	0	0	0	0	0	0	0	0	0	0	0	0	0	0	0	0			
61325	0	0	0	0	0	0	0	0	0	0	0	0	0	0	0	0	0	0	0	0	0	0	0	0	0	0	0	0	0	0			
61326	0	0	0	0	0	0	0	0	0	0	0	0	0	0	0	0	0	0	0	0	0	0	0	0	0	0	0	0	0	0			
61345	2	0	0	0	1	1	0	0	2	0	0	0	0	0	0	0	0	0	0	0	0	0	0	0	0	1	0	1	0	2			

### Screenings Reported by CFC/CPS/DCFS and ZIP / FY2019 Q2

Zip Code	Total Screened	Screenings of Children involved with DCFS																												Sub-Totals			
		Ages (in Months)						Not Referred	Total Referred	# of Children Ages 0 to 3 Referred to												# of Children Ages 3 to 5 Referred to								Ages 0-35 mos.	Ages 36-61+ mos.		
										In Intact Family Services	Children of Teen Wards	In Foster Care	LEA EI	LEA (ECSE)	PI EHS	Child Care Program	HV	Other Services	Multiple Services	Rescreening	LEA (ECSE)	PFA	HS	Child Care Program	HV	Other Services	Multiple Services	Rescreening					
61348	0	0	0	0	0	0	0	0	0	0	0	0	0	0	0	0	0	0	0	0	0	0	0	0	0	0	0	0	0	0			
61350	3	0	0	0	2	1	0	1	2	0	0	0	0	0	0	0	0	0	0	0	0	0	0	2	0	0	0	0	0	0	3		
61354	1	0	0	0	1	0	0	1	0	0	0	0	0	0	0	0	0	0	0	0	0	0	0	0	0	0	0	0	0	1			
61356	22	0	9	5	6	2	0	9	13	0	0	0	1	0	0	0	0	0	4	0	0	0	8	0	0	0	0	0	0	14	8		
61362	4	0	0	0	3	1	0	4	0	0	0	0	0	0	0	0	0	0	0	0	0	0	0	0	0	0	0	0	0	4			
61540	2	0	0	0	2	0	0	1	1	0	0	0	0	0	0	0	0	0	0	0	0	1	0	0	0	0	0	0	0	2			
NONE	201	140	45	16	0	0	0	0	0	0	0	0	0	0	0	0	0	0	0	0	0	0	0	0	0	0	0	0	201	0			
TOTAL	1527	215	156	167	625	312	52	680	646	103	0	19	12	2	0	10	0	0	8	3	21	130	453	53	0	0	30	229	157	538	989		

**CFC #02 Child & Family Connections, Lake County Health Department, 3010 Grand Ave, 2nd Floor, Waukegan, IL 60085 - Donna Musser**

60002	15	0	0	0	6	8	1	3	12	0	0	0	0	0	0	0	0	0	0	0	7	10	0	0	0	0	5	0	0	15	
60015	11	0	0	0	5	6	0	6	5	0	0	0	0	0	0	0	0	0	0	4	0	0	0	0	0	0	1	0	11		
60030	16	0	0	0	9	7	0	3	13	0	0	0	0	0	0	0	0	0	11	3	0	0	0	0	0	1	0	16			
60048	25	0	0	0	9	14	2	12	13	0	0	0	0	0	0	0	0	0	0	0	0	0	0	0	6	0	6	0	25		
60073	35	0	0	0	22	10	3	19	16	0	0	0	0	0	0	0	0	0	16	10	12	0	0	0	0	3	0	35			
60084	11	0	0	0	7	3	1	4	7	0	0	0	0	0	0	0	0	0	0	3	0	0	0	4	1	1	0	11			
60085	369	87	142	140	0	0	0	103	27	5	0	2	53	0	1	0	0	1	7	3	0	0	0	0	0	0	0	369	0		
60099	7	0	0	0	5	2	0	1	6	0	0	0	0	0	0	0	0	0	0	6	0	0	0	0	0	0	0	0	7		
NONE	504	454	30	15	4	1	0	0	0	0	0	0	0	0	0	0	0	0	0	0	0	0	0	0	0	0	499	5			
TOTAL	993	541	172	155	67	51	7	151	99	5	0	2	53	0	1	0	0	1	7	3	0	44	26	12	0	0	10	6	12	868	125

**CFC #03 Child & Family Connections, Regional Office of Education for Carroll, Jo Daviess, & Stephenson Co., 27 S State Ave, Ste 101, Freeport, IL 61032 - Angela Hodges**

60115	359	100	40	33	78	84	24	298	61	0	0	0	0	0	0	0	0	0	0	0	22	34	0	0	0	13	0	7	173	186
60145	127	0	0	1	39	69	18	109	18	0	0	1	0	1	0	0	0	0	0	0	2	0	0	0	0	0	0	15	1	126
60548	18	0	0	0	8	10	0	2	16	0	0	0	0	0	0	0	0	0	0	0	0	15	0	0	0	0	0	1	0	18
61021	42	25	1	13	1	2	0	42	0	0	0	0	0	0	0	0	0	0	0	0	0	0	0	0	0	0	0	39	3	
61025	4	2	1	1	0	0	0	4	0	0	0	0	0	0	0	0	0	0	0	0	0	0	0	0	0	0	0	4	0	
61031	12	0	1	0	5	6	0	11	1	0	0	0	0	0	0	0	0	0	0	0	1	0	0	0	0	0	0	1	11	
61032	275	189	52	10	16	8	0	213	62	0	0	0	3	2	0	0	0	0	0	34	15	0	8	0	0	0	0	0	251	24
61071	6	0	0	0	6	0	0	0	6	0	0	0	0	0	0	0	0	0	0	0	0	6	0	0	0	0	0	0	0	6
61074	4	3	1	0	0	0	0	3	1	0	0	0	0	0	0	0	0	0	0	1	0	0	0	0	0	0	0	4	0	
61081	128	9	21	16	49	33	0	118	10	0	0	0	1	0	0	0	0	0	1	1	9	0	0	0	0	0	0	0	46	82

## Screenings Reported by CFC/CPS/DCFS and ZIP / FY2019 Q2

Zip Code	Total Screened	Ages (in Months)							Not Referred	Total Referred	Screenings of Children involved with DCFS			# of Children Ages 0 to 3 Referred to										# of Children Ages 3 to 5 Referred to								Sub-Totals	
		0-11	12-23	24-35	36-47	48-60	61+	In Intact Family Services			Children of Teen Wards	In Foster Care	EI	LEA (ECSE)	EHS	PI (center- based)	Child Care Program	HV	Other Services	Multiple Services	Rescreening	LEA (ECSE)	PFA	HS	Child Care Program	HV	Other Services	Multiple Services	Rescreening	Ages 0-35 mos.	Ages 36-61+ mos.		
NONE	385	350	21	8	4	2	0	0	0	0	0	0	0	0	0	0	0	0	0	0	0	0	0	0	0	0	0	379	6				
TOTAL	1360	678	138	82	206	214	42	800	175	0	0	1	4	3	0	0	0	0	1	1	35	49	55	8	0	0	13	0	23	898	462		

### CFC #04 Child & Family Connections, DayOne PACT, 1551 E Fabyan Pkwy, Geneva, IL 60134 - Ellana Mavromatis

60109	16	0	0	1	3	4	0	5	6	0	0	0	0	0	0	0	0	0	0	0	6	0	0	0	0	0	0	0	1	7
60110	74	3	6	7	37	21	0	18	56	0	0	0	2	0	0	0	0	0	0	0	8	44	0	0	0	2	0	0	16	58
60119	8	0	0	0	4	4	0	5	3	0	0	0	0	0	0	0	0	0	0	3	0	0	0	0	0	0	0	0	8	
60120	215	9	2	6	103	93	2	105	110	0	0	0	1	0	0	0	0	0	0	0	0	73	0	0	0	33	0	16	17	198
60123	70	4	9	23	9	24	1	40	30	0	0	0	17	0	0	0	0	0	0	2	9	0	0	0	0	0	0	36	34	
60134	8	0	1	0	3	3	1	5	3	0	0	0	0	0	0	0	0	0	0	3	0	0	0	0	0	0	0	1	7	
60140	1	0	0	0	1	0	0	1	0	0	0	0	0	0	0	0	0	0	0	0	0	0	0	0	0	0	0	0	1	
60151	1	0	1	0	0	0	0	0	1	0	0	0	0	0	0	0	0	0	0	0	0	0	0	0	0	0	0	1	0	
60174	6	0	0	0	4	2	0	1	5	0	0	0	0	0	0	0	0	0	0	5	0	0	0	0	0	0	0	0	6	
60505	279	23	34	40	93	89	0	184	95	0	0	0	4	0	0	0	0	0	0	0	89	0	0	0	2	0	0	97	182	
60506	561	36	46	78	216	178	3	134	427	0	0	0	1	9	0	0	0	0	10	5	22	382	0	0	0	33	16	29	160	397
60542	108	16	21	28	26	19	0	106	2	0	0	0	0	0	0	0	0	0	0	0	0	0	0	0	11	0	2	65	45	
60543	61	0	0	0	31	27	3	22	39	0	0	0	0	0	0	0	0	0	0	16	23	0	0	0	0	10	10	0	61	
60545	18	0	0	0	14	4	0	9	9	0	0	0	0	0	0	0	0	0	0	1	7	0	0	0	0	0	1	0	18	
60560	19	0	0	0	13	6	0	5	14	0	0	0	0	0	0	0	0	0	0	0	6	0	0	0	0	0	8	0	19	
NONE	716	690	17	6	1	2	0	0	0	0	0	0	0	0	0	0	0	0	0	0	0	0	0	0	0	0	0	713	3	
TOTAL	2161	781	137	189	558	476	10	640	800	0	0	0	25	9	0	0	0	0	10	5	66	633	0	0	0	81	26	66	1107	1044

### CFC #05 Child & Family Connections, DayOne PACT, 750 Warrenville Rd, Ste 300, Lisle, IL 60532 - Marianne McGuire

60101	24	0	0	0	16	8	0	11	13	0	0	0	0	0	0	0	0	0	0	0	7	7	0	0	0	0	2	1	0	24
60103	18	0	0	0	13	5	0	2	16	0	0	0	0	0	0	0	0	0	0	0	0	13	0	0	0	3	0	0	0	18
60108	21	0	0	1	4	16	0	13	8	0	0	0	0	0	0	0	0	0	1	1	0	0	0	0	0	0	6	1	20	
60133	15	0	0	0	7	8	0	1	14	0	0	0	0	0	0	0	0	0	0	2	12	0	0	0	0	0	0	0	15	
60137	34	0	1	2	22	9	0	7	27	0	0	0	1	1	0	0	0	0	0	15	7	0	0	0	2	0	1	3	31	
60148	37	0	0	5	22	8	2	10	27	0	0	0	0	0	0	0	4	0	0	10	10	0	0	0	0	0	3	5	32	
60181	81	5	12	29	8	22	4	47	34	0	0	0	23	10	0	0	0	0	0	1	0	0	0	0	0	0	0	46	34	
60185	171	31	35	73	24	8	0	119	52	0	0	0	8	13	0	0	0	0	0	0	27	4	0	0	0	0	0	139	32	
60187	134	1	3	9	76	42	3	22	112	0	0	0	7	0	0	0	0	0	0	42	0	0	0	0	0	0	62	13	121	



## Screenings Reported by CFC/CPS/DCFS and ZIP / FY2019 Q2

Zip Code	Total Screened	Ages (in Months)							Not Referred	Total Referred	Screenings of Children involved with DCFS			# of Children Ages 0 to 3 Referred to										# of Children Ages 3 to 5 Referred to								Sub-Totals	
											In Intact Family Services	Children of Teen Wards	In Foster Care	LEA EI	LEA (ECSE)	EHS	PI (center-based)	Child Care Program	HV	Other Services	Multiple Services	Rescreening	LEA (ECSE)	PFA	HS	Child Care Program	HV	Other Services	Multiple Services	Rescreening	Ages 0-35 mos.	Ages 36-61+ mos.	
		0-11	12-23	24-35	36-47	48-60	61+																										
60188	14	0	0	4	6	3	1	0	14	0	0	0	1	3	0	0	0	0	0	1	0	7	4	0	0	0	0	1	1	4	10		
60439	1	0	0	0	0	1	0	1	0	0	0	0	0	0	0	0	0	0	0	0	0	0	0	0	0	0	0	0	0	1			
60516	6	0	0	0	3	3	0	1	5	0	0	0	0	0	0	0	0	0	0	0	5	0	0	0	0	0	0	0	0	6			
60523	10	0	0	0	7	2	1	8	2	0	0	0	0	0	0	0	0	0	0	0	2	0	0	0	0	0	0	0	0	10			
60532	13	0	0	6	4	3	0	5	8	0	0	0	0	2	0	0	0	0	1	0	4	0	0	0	0	1	0	0	6	7			
60540	163	25	33	61	31	13	1	47	115	0	0	0	17	2	0	0	1	60	4	6	4	14	6	0	0	1	1	0	7	119	45		
60559	3	0	0	0	3	0	0	2	1	0	0	0	0	0	0	0	0	0	0	0	1	0	0	0	0	0	0	0	0	3			
60561	25	0	0	3	18	4	0	8	17	0	0	0	0	0	0	2	0	0	0	0	1	14	0	0	0	0	0	0	3	22			
NONE	619	586	18	13	1	1	0	0	0	0	0	0	0	0	0	0	0	0	0	0	0	0	0	0	0	0	0	0	617	2			
TOTAL	1389	648	102	206	265	156	12	304	465	0	0	0	57	31	0	2	1	60	9	7	6	112	100	4	0	1	7	3	81	956	433		

### CFC #06 Child & Family Connections, Clearbrook, 1835 W Central Rd, Arlington Heights, IL 60005 - Jason Tietz

60004	17	0	0	5	8	4	0	6	11	0	0	0	0	0	0	0	0	0	0	0	0	11	0	0	0	0	0	0	0	5	12
60008	127	2	5	14	65	41	0	70	57	0	0	0	4	0	0	0	0	8	0	2	7	93	0	0	0	0	0	0	0	21	106
60010	3	0	0	0	3	0	0	2	1	0	0	0	0	0	0	0	0	0	0	0	0	0	0	0	0	0	0	1	0	3	
60022	18	0	0	2	9	6	1	12	6	0	0	0	1	1	0	0	0	0	0	0	4	0	0	0	0	0	0	0	2	16	
60026	5	0	0	0	4	1	0	4	1	0	0	0	0	0	0	0	0	0	0	0	0	0	0	0	0	1	0	0	0	5	
60053	45	0	0	3	20	22	0	3	42	0	0	0	0	1	0	0	0	0	1	0	8	31	0	0	0	0	0	1	3	42	
60056	38	0	0	6	22	10	0	7	31	0	0	0	0	5	0	0	0	0	0	0	10	7	0	0	0	5	0	4	6	32	
60062	19	0	0	0	10	9	0	12	7	0	0	0	0	0	0	0	0	0	0	0	3	0	0	0	0	4	0	0	0	19	
60070	26	0	0	6	13	7	0	13	13	0	0	1	0	3	0	0	0	0	0	0	1	9	0	0	0	0	0	0	6	20	
60076	21	0	0	3	8	10	0	1	20	0	0	0	0	2	0	0	0	0	0	0	12	0	0	0	0	4	0	2	3	18	
60091	28	0	0	2	14	12	0	8	20	0	0	0	0	2	0	0	0	0	0	0	17	0	0	0	0	0	0	1	2	26	
60093	8	0	0	1	4	3	0	0	8	0	0	0	0	1	0	0	0	0	0	0	1	0	0	0	0	0	0	6	1	7	
60107	63	0	0	1	24	38	0	3	60	0	0	0	0	0	0	0	0	0	0	0	0	23	17	0	0	18	0	2	1	62	
60194	184	9	18	21	94	40	2	105	79	0	0	1	8	0	0	0	0	12	1	0	1	54	0	1	0	11	0	2	48	136	
60201	2	0	0	0	0	2	0	1	1	0	0	0	0	0	0	0	0	0	0	0	0	0	0	0	0	1	0	0	0	2	
60714	41	1	2	12	17	9	0	19	22	0	0	0	1	9	0	0	0	0	0	0	9	0	0	0	0	0	0	3	15	26	
TOTAL	645	12	25	76	315	214	3	266	379	0	0	2	14	24	0	0	0	12	10	0	2	84	217	17	1	0	44	0	22	113	532

### CFC #07 Child & Family Connections, Suburban Access, Inc, One Westbrook Corporate Ctr, Ste 640, Westchester, IL 60154 - JoAnn Alferink

60164	16	0	0	1	7	7	1	0	16	0	0	0	0	0	1	0	0	0	0	0	0	0	15	0	0	0	0	0	0	1	15
-------	----	---	---	---	---	---	---	---	----	---	---	---	---	---	---	---	---	---	---	---	---	---	----	---	---	---	---	---	---	---	----

### Screenings Reported by CFC/CPS/DCFS and ZIP / FY2019 Q2

Zip Code	Total Screened	Ages (in Months)							Not Referred	Total Referred	Screenings of Children involved with DCFS			# of Children Ages 0 to 3 Referred to										# of Children Ages 3 to 5 Referred to								Sub-Totals	
		0-11	12-23	24-35	36-47	48-60	61+	In Intact Family Services			Children of Teen Wards	In Foster Care	LEA EI	LEA (ECSE)	EHS	PI (center-based)	Child Care Program	HV	Other Services	Multiple Services	Rescreening	LEA (ECSE)	PFA	HS	Child Care Program	HV	Other Services	Multiple Services	Rescreening	Ages 0-35 mos.	Ages 36-61+ mos.		
60402	10	0	0	0	3	6	1	0	10	0	0	0	0	0	0	0	0	0	0	0	0	10	0	0	0	0	0	0	0	0	10		
60546	3	0	0	2	1	0	0	0	3	0	0	0	1	1	0	0	0	0	0	0	1	0	0	0	0	0	0	0	2	1			
60608	40	31	8	1	0	0	0	0	0	0	0	0	0	0	0	0	0	0	0	0	0	0	0	0	0	0	0	40	0				
60612	21	19	2	0	0	0	0	0	0	0	0	0	0	0	0	0	0	0	0	0	0	0	0	0	0	0	0	21	0				
60623	127	122	5	0	0	0	0	0	0	0	0	0	0	0	0	0	0	0	0	0	0	0	0	0	0	0	0	127	0				
60624	43	38	5	0	0	0	0	0	0	0	0	0	0	0	0	0	0	0	0	0	0	0	0	0	0	0	0	43	0				
60804	90	84	3	3	0	0	0	0	7	0	0	0	4	0	0	0	0	4	0	6	0	0	0	0	0	0	0	90	0				
TOTAL	350	294	23	7	11	13	2	0	36	0	0	0	5	2	0	0	0	4	0	6	0	1	25	0	0	0	0	0	324	26			
CFC #08 Child & Family Connections, Easter Seals of Metropolitan Chicago, 9455 S Hoyne Ave, Chicago, IL 60643 - Marlene Stroube																																	
60805	0	0	0	0	0	0	0	0	0	0	0	0	0	0	0	0	0	0	0	0	0	0	0	0	0	0	0	0	0	0			
TOTAL	0	0	0	0	0	0	0	0	0	0	0	0	0	0	0	0	0	0	0	0	0	0	0	0	0	0	0	0	0	0			
CFC #09 Child & Family Connections, Hektoen Institute for Medical Research, LLC, 5422 W Roosevelt Rd, Chicago, IL 60644 - Grace Ortiz																																	
60644	53	49	3	1	0	0	0	0	0	0	0	0	0	0	0	0	0	0	0	0	0	0	0	0	0	0	0	53	0				
TOTAL	53	49	3	1	0	0	0	0	0	0	0	0	0	0	0	0	0	0	0	0	0	0	0	0	0	0	0	53	0				
CFC #12 Child & Family Connections, Easter Seals of Metropolitan Chicago, 17300 S Ozark Ave - North Bldg, Tinley Park, IL 60477 - Peter Byrne																																	
60409	77	0	0	0	28	49	0	68	9	0	0	0	0	0	0	0	0	0	0	0	0	0	0	0	9	0	0	0	77				
60411	179	17	23	26	47	64	2	34	145	0	0	0	4	1	0	0	0	20	0	0	0	2	90	0	0	3	7	5	3	66	113		
60426	14	2	6	6	0	0	0	13	1	0	0	0	0	0	0	0	0	0	0	0	1	0	0	0	0	0	0	14	0				
60428	57	0	0	3	32	22	0	54	3	0	0	0	0	0	0	0	0	0	0	0	3	0	0	0	0	0	0	3	54				
60429	49	0	0	3	26	20	0	49	0	0	0	3	0	0	0	0	0	0	0	0	0	0	0	0	0	0	0	3	46				
60439	16	0	0	0	6	10	0	8	8	0	0	0	0	0	0	0	0	0	0	0	3	5	0	0	0	0	0	0	16				
60445	30	7	8	7	8	3	0	1	31	0	0	1	6	0	0	0	0	20	0	0	0	0	12	0	0	0	0	22	11				
60452	12	0	0	0	8	4	0	0	12	0	0	0	0	0	0	0	0	0	0	0	1	11	0	0	0	0	0	0	12				
60453	277	0	0	19	119	119	20	239	40	48	0	2	0	5	0	0	0	0	1	0	3	6	10	0	0	4	1	10	19	258			
60457	84	0	0	0	29	52	3	75	9	0	0	0	0	0	0	0	0	0	0	0	0	0	0	0	2	0	10	0	84				
60458	10	0	0	0	5	5	0	7	3	0	0	0	0	0	0	0	0	0	0	0	0	0	0	0	0	1	2	0	10				
60459	95	0	0	0	28	56	11	88	7	0	0	0	0	0	0	0	0	0	0	0	0	0	0	0	3	0	4	0	95				
60462	106	0	0	0	65	40	1	33	73	0	0	1	0	0	0	0	0	0	0	0	38	0	0	0	0	19	4	16	0	106			
60463	55	0	0	0	37	16	2	48	7	0	0	0	0	0	0	0	0	0	0	0	7	0	0	0	0	0	0	0	55				

### Screenings Reported by CFC/CPS/DCFS and ZIP / FY2019 Q2

Zip Code	Total Screened	Ages (in Months)							Not Referred	Total Referred	Screenings of Children involved with DCFS			# of Children Ages 0 to 3 Referred to										# of Children Ages 3 to 5 Referred to								Sub-Totals	
		0-11	12-23	24-35	36-47	48-60	61+	In Intact Family Services			Children of Teen Wards	In Foster Care	EI	LEA (ECSE)	EHS	PI (center-based)	Child Care Program	HV	Other Services	Multiple Services	Rescreening	LEA (ECSE)	PFA	HS	Child Care Program	HV	Other Services	Multiple Services	Rescreening	Ages 0-35 mos.	Ages 36-61+ mos.		
60471	88	0	0	1	38	49	0	0	88	1	0	0	0	0	0	0	0	0	0	0	1	87	0	0	0	0	0	0	0	1	87		
60477	122	7	10	22	45	36	2	62	60	0	0	0	2	0	0	0	1	0	4	0	0	4	52	0	0	0	0	0	1	39	83		
60480	19	0	0	0	7	12	0	13	6	0	0	0	0	0	0	0	0	0	0	0	0	0	0	0	0	1	0	5	0	19			
60501	74	0	0	0	35	39	0	72	2	0	0	0	0	0	0	0	0	0	0	0	0	0	0	0	0	0	0	2	0	74			
60638	10	0	0	0	3	5	2	4	6	0	0	0	0	0	0	0	0	0	0	0	0	0	0	0	0	4	0	2	0	10			
TOTAL	1374	33	47	87	566	601	43	868	510	49	0	7	12	6	0	0	1	40	5	0	4	65	267	0	0	3	49	11	55	167	1210		

**CFC #13 Child & Family Connections, Regional Office of Education #26, 130 S Lafayette St, Ste 200, Macomb, IL 61455 - Chuck Farr**

61415	2	1	1	0	0	0	0	2	0	0	0	2	0	0	0	0	0	0	0	0	0	0	0	0	0	0	0	0	2	0
61422	13	2	0	2	8	1	0	4	9	0	0	0	0	0	0	0	0	0	0	0	2	7	0	0	0	0	0	0	4	9
61455	12	5	3	4	0	0	0	9	3	0	0	1	3	0	0	0	0	0	0	0	0	0	0	0	0	0	0	12	0	
61531	1	0	0	1	0	0	0	1	0	0	0	0	0	0	0	0	0	0	0	0	0	0	0	0	0	0	0	1	0	
62321	1	0	0	1	0	0	0	1	0	0	0	0	0	0	0	0	0	0	0	0	0	0	0	0	0	0	0	1	0	
62326	2	1	0	1	0	0	0	2	0	0	0	0	0	0	0	0	0	0	0	0	0	0	0	0	0	0	0	2	0	
62330	1	0	0	1	0	0	0	0	1	0	0	0	0	1	0	0	0	0	0	0	0	0	0	0	0	0	0	1	0	
62341	3	1	1	1	0	0	0	3	0	0	0	0	0	0	0	0	0	0	0	0	0	0	0	0	0	0	0	3	0	
62358	2	0	0	2	0	0	0	0	2	0	0	0	0	0	0	0	0	0	0	0	0	2	0	0	0	0	0	2	0	
62367	2	0	2	0	0	0	0	1	1	0	0	1	1	0	0	0	0	0	0	0	0	0	0	0	0	0	0	2	0	
62374	1	1	0	0	0	0	0	1	0	0	0	1	0	0	0	0	0	0	0	0	0	0	0	0	0	0	0	1	0	
62681	10	0	0	7	2	1	0	2	8	0	0	0	0	0	0	0	1	4	0	0	0	3	0	0	0	0	0	7	3	
NONE	411	370	24	12	3	2	0	0	0	0	0	0	0	0	0	0	0	0	0	0	0	0	0	0	0	0	0	406	5	
TOTAL	461	381	31	32	13	4	0	26	24	0	0	5	4	1	0	0	0	1	4	0	0	2	12	0	0	0	0	0	444	17

**CFC #14 Child & Family Connections, 3000 W Rohmann Ave., West Peoria, IL 61604 - Michelle Harr**

61238	13	2	2	8	1	0	0	9	4	0	0	0	0	0	0	0	4	0	0	0	0	0	0	0	0	0	0	0	12	1
61434	18	0	0	0	10	5	3	9	9	0	0	0	0	0	0	0	0	0	0	0	0	0	0	0	7	0	2	0	18	
61443	11	0	0	0	5	3	3	7	4	0	0	0	0	0	0	0	0	0	0	0	0	0	0	0	1	0	3	0	11	
61491	3	0	0	0	2	1	0	2	1	0	0	1	0	0	0	0	0	0	0	0	1	0	0	0	0	0	0	0	0	3
61548	10	0	0	1	6	3	0	2	8	0	0	1	0	1	0	0	0	0	0	0	2	4	0	0	0	0	0	1	1	9
61550	4	0	1	3	0	0	0	0	4	0	0	0	4	0	0	0	0	0	0	0	0	0	0	0	0	0	0	0	4	0
61554	207	4	6	7	143	47	0	18	189	0	0	9	0	0	0	0	0	0	0	0	21	168	0	0	0	65	0	0	17	190
61571	10	0	0	0	6	4	0	4	6	0	0	2	0	0	0	0	0	0	0	0	2	0	0	0	0	4	1	1	0	10

### Screenings Reported by CFC/CPS/DCFS and ZIP / FY2019 Q2

Zip Code	Total Screened	Ages (in Months)							Not Referred	Total Referred	Screenings of Children involved with DCFS			# of Children Ages 0 to 3 Referred to										# of Children Ages 3 to 5 Referred to								Sub-Totals	
		0-11	12-23	24-35	36-47	48-60	61+	In Intact Family Services			Children of Teen Wards	In Foster Care	EI	LEA (ECSE)	EHS	PI (center-based)	Child Care Program	HV	Other Services	Multiple Services	Rescreening	LEA (ECSE)	PFA	HS	Child Care Program	HV	Other Services	Multiple Services	Rescreening	Ages 0-35 mos.	Ages 36-61+ mos.		
61603	13	4	3	2	3	1	0	7	6	0	0	1	0	0	0	0	0	0	0	2	3	0	0	0	0	0	0	0	0	9	4		
61604	2	1	0	1	0	0	0	1	1	2	0	0	0	0	0	0	1	0	0	0	0	0	0	0	0	0	0	0	2	0			
61605	128	3	0	20	57	42	6	17	111	4	0	10	1	2	0	12	0	0	0	0	10	76	0	0	0	3	0	6	23	105			
61607	51	0	0	0	24	26	1	22	29	0	0	0	0	0	0	0	0	0	0	0	0	0	0	0	13	11	7	0	51				
61616	19	2	4	7	4	2	0	14	5	0	0	0	0	0	0	3	0	0	0	0	0	1	0	0	0	0	0	1	13	6			
61734	9	0	0	2	3	4	0	0	9	0	0	0	0	0	0	0	0	0	0	1	6	1	0	0	0	0	0	2	7				
61755	4	0	1	3	0	0	0	2	2	0	0	0	2	0	0	0	0	0	0	0	0	0	0	0	0	0	0	4	0				
NONE	373	275	49	35	5	9	0	0	0	0	0	0	0	0	0	0	0	0	0	0	0	0	0	0	0	0	0	359	14				
TOTAL	875	291	66	89	269	147	13	114	388	6	0	24	7	3	0	15	0	4	1	0	3	40	255	1	0	0	93	12	21	446	429		

**CFC #15** Child & Family Connections, Services of Will, Grundy, & Kankakee Counties, Inc., 2300 Glenwood Ave, Joliet, IL 60435 - Rachel Cimino

60401	6	0	0	0	3	3	0	0	6	0	0	0	0	0	0	0	0	0	0	0	2	4	0	0	0	0	0	0	0	6
60404	36	1	1	2	25	7	0	17	19	0	0	0	0	0	0	0	0	0	0	0	0	19	0	0	0	0	0	0	4	32
60410	10	1	0	1	3	4	1	1	9	0	0	0	0	0	0	0	0	0	0	3	6	0	0	0	0	0	0	2	8	
60417	10	0	0	0	5	5	0	0	10	0	0	0	0	0	0	0	0	0	0	5	5	0	0	0	0	0	0	0	10	
60421	10	0	0	3	2	5	0	0	10	0	0	0	0	0	0	0	0	0	0	2	8	0	0	0	0	0	0	3	7	
60423	4	0	0	0	2	2	0	0	4	0	0	0	0	0	0	0	0	0	0	0	4	0	0	0	0	0	0	0	4	
60431	26	8	10	7	1	0	0	21	5	0	0	0	3	0	0	0	1	0	0	0	0	0	0	0	0	0	0	25	1	
60433	45	25	14	4	1	1	0	36	9	0	0	6	4	0	0	0	1	0	0	0	1	3	0	0	0	0	0	43	2	
60435	55	19	23	13	0	0	0	43	12	0	0	1	12	0	0	0	0	0	0	0	0	0	0	0	0	0	0	55	0	
60436	200	2	1	1	82	98	16	151	49	0	0	2	0	0	0	0	0	0	0	7	42	0	0	0	0	0	0	4	196	
60446	154	0	0	0	69	80	5	67	87	0	0	0	0	0	0	0	0	0	0	21	20	0	0	0	0	0	46	0	154	
60447	18	0	0	0	5	13	0	0	18	0	0	0	0	0	0	0	0	0	0	4	12	0	0	0	2	0	0	0	18	
60450	16	7	5	4	0	0	0	13	3	0	0	0	3	0	0	0	0	0	0	0	0	0	0	0	0	0	0	16	0	
60451	21	0	0	3	12	4	2	0	21	0	0	0	0	0	0	0	0	0	0	8	0	0	11	0	1	0	1	3	18	
60518	20	0	0	0	11	9	0	16	4	0	0	0	0	0	0	0	0	0	0	1	2	0	0	0	1	0	0	0	20	
60531	33	0	0	1	10	18	4	31	2	0	0	0	0	0	0	0	0	0	0	2	0	0	0	0	0	0	0	1	32	
60544	150	0	0	47	47	53	3	18	132	0	0	0	0	0	0	0	0	0	0	93	39	0	0	0	0	0	0	47	103	
60551	8	0	0	0	2	6	0	8	0	0	0	0	0	0	0	0	0	0	0	0	0	0	0	0	0	0	0	0	8	
60901	231	15	34	52	81	49	0	183	48	0	0	1	7	8	0	0	0	0	2	6	4	13	15	0	0	0	0	1	101	130
60915	16	9	4	3	0	0	0	12	4	0	0	0	4	0	0	0	0	0	0	0	0	0	0	0	0	0	0	16	0	
60954	8	0	0	0	6	1	1	0	8	0	0	0	0	0	0	0	0	0	0	0	1	0	0	0	7	0	0	0	8	
61301	35	0	0	0	14	19	2	28	7	0	0	0	0	0	0	0	0	0	0	1	0	0	0	0	4	0	2	0	35	

### Screenings Reported by CFC/CPS/DCFS and ZIP / FY2019 Q2

Zip Code	Total Screened	Ages (in Months)						Not Referred	Total Referred	Screenings of Children involved with DCFS			# of Children Ages 0 to 3 Referred to										# of Children Ages 3 to 5 Referred to								Sub-Totals																																																																																																																																																																																																																																																																																																																																																																																																																																																																																																																																																																																																																																																																																																																																																																																																																																																																																																																																																																																																																																																																																																																																																																																																																																																																																										
										In Intact Family Services	Children of Teen Wards	In Foster Care	PI (center-based)	Child Care Program	HV	Other Services	Multiple Services	Rescreening	LEA (ECSE)	PFA	HS	Child Care Program	HV	Other Services	Multiple Services	Rescreening	Ages 0-35 mos.	Ages 36-61+ mos.																																																																																																																																																																																																																																																																																																																																																																																																																																																																																																																																																																																																																																																																																																																																																																																																																																																																																																																																																																																																																																																																																																																																																																																																																																																																																													
		0-11	12-23	24-35	36-47	48-60	61+			EI	LEA (ECSE)	EHS																																																																																																																																																																																																																																																																																																																																																																																																																																																																																																																																																																																																																																																																																																																																																																																																																																																																																																																																																																																																																																																																																																																																																																																																																																																																																																													

**CFC #16 Child & Family Connections, 201 W Springfield Ave, Ste 508 & 509, , Champaign, IL 61820 - Chris Johnson**

NONE	441	377	33	24	6	1	0	0	0	0	0	0	0	0	0	0	0	0	0	0	0	0	0	0	0	0	0	0	0	434	7
TOTAL	441	377	33	24	6	1	0	0	0	0	0	0	0	0	0	0	0	0	0	0	0	0	0	0	0	0	0	0	0	434	7

**CFC #17 Child & Family Connections, ROE of Adams/Pike Counties, 510 Maine St, Ste 615, Quincy, IL 62301 - Michelle Schwanke**

62016	40	0	0	1	7	29	3	38	2	0	0	0	0	0	0	0	0	0	0	0	0	0	0	0	0	0	0	2	1	39
62044	1	0	0	0	0	1	0	0	1	0	0	0	0	0	0	0	0	0	0	0	1	0	0	0	0	0	0	0	0	1
62092	1	0	0	0	1	0	0	1	0	0	0	0	0	0	0	0	0	0	0	0	0	0	0	0	0	0	0	0	0	1
62345	43	6	11	7	0	0	0	43	0	0	0	0	0	0	0	0	0	0	0	0	0	0	0	0	0	0	0	0	24	0
62353	3	0	0	0	1	2	0	2	1	0	0	0	0	0	0	0	0	0	0	0	0	0	0	0	0	0	1	0	3	
62618	20	0	0	0	10	7	3	17	3	0	0	0	0	0	0	0	0	0	0	0	0	0	0	0	0	0	3	0	20	
62650	121	0	0	5	63	47	6	90	31	0	0	0	0	0	0	0	0	0	2	1	0	0	0	0	0	0	28	5	116	
62665	3	0	0	0	1	2	0	1	2	0	0	0	0	0	0	0	0	0	0	0	0	0	0	0	0	0	2	0	3	
62694	18	0	0	0	7	11	0	16	2	0	0	0	0	0	0	0	0	0	0	0	0	0	0	0	0	0	2	0	18	
NONE	227	178	24	16	6	3	0	0	0	0	0	0	0	0	0	0	0	0	0	0	0	0	0	0	0	0	0	218	9	
TOTAL	477	184	35	29	96	102	12	208	42	0	0	0	0	0	0	0	0	0	2	2	0	0	0	0	0	0	38	248	210	

**CFC #18 Child & Family Connections, Sangamon Co. Public Health Department, 2833 S Grand Ave, E, Springfield, IL 62703 - Lisa McGlothlin**

61546	3	0	0	0	3	0	0	0	3	0	0	0	0	0	0	0	0	0	0	0	0	0	3	0	0	0	0	0	0	0	0	3
62664	7	0	0	4	3	0	0	6	1	0	0	0	0	1	0	0	0	0	0	0	0	0	0	0	0	0	0	0	0	0	4	3

## Screenings Reported by CFC/CPS/DCFS and ZIP / FY2019 Q2

Zip Code	Total Screened	Ages (in Months)							Not Referred	Total Referred	Screenings of Children involved with DCFS			# of Children Ages 0 to 3 Referred to								# of Children Ages 3 to 5 Referred to								Sub-Totals		
		0-11	12-23	24-35	36-47	48-60	61+	In Intact Family Services			Children of Teen Wards	In Foster Care	LEA EI	(ECSE)	EHS	PI (center-based)	Child Care Program	HV	Other Services	Multiple Services	Rescreening	LEA (ECSE)	PFA	HS	Child Care Program	HV	Other Services	Multiple Services	Rescreening	Ages 0-35 mos.	Ages 36-61+ mos.	
NONE	350	320	23	4	2	1	0	0	0	0	0	0	0	0	0	0	0	0	0	0	0	0	0	0	0	0	0	0	347	3		
TOTAL	360	320	23	8	8	1	0	6	4	0	0	0	0	1	0	0	0	0	0	0	0	3	0	0	0	0	0	0	351	9		
CFC #19 Child & Family Connections, Macon Co. Community Mental Health Board, 132 S Water St, Ste 604, Decatur, IL 62523 - Debbie Floyd																																
62522	22	7	9	6	0	0	0	22	0	6	0	3	0	0	0	0	0	0	0	0	0	0	0	0	0	0	0	0	22	0		
NONE	380	289	68	15	5	3	0	0	0	0	0	0	0	0	0	0	0	0	0	0	0	0	0	0	0	0	0	372	8			
TOTAL	402	296	77	21	5	3	0	22	0	6	0	3	0	0	0	0	0	0	0	0	0	0	0	0	0	0	0	394	8			
CFC #20 Child & Family Connections, Community Support Systems, 1901 S 4th St, Ste 209, Effingham, IL 62401 - Rita Wahl																																
62439	2	0	0	1	1	0	0	0	2	0	0	1	0	1	0	0	0	0	0	0	0	1	0	0	0	0	0	0	1	1		
NONE	346	273	43	23	3	4	0	0	0	0	0	0	0	0	0	0	0	0	0	0	0	0	0	0	0	0	0	339	7			
TOTAL	348	273	43	24	4	4	0	0	2	0	0	1	0	1	0	0	0	0	0	0	0	1	0	0	0	0	0	340	8			
CFC #21 Child & Family Connections, Regional Office of Education #13, 4 Eagle Center, Ste 4, O'Fallon, IL 62269 - Terri Kampwerth																																
62025	34	0	0	4	20	9	1	5	29	0	0	0	0	0	0	0	0	0	0	0	1	28	0	0	0	0	0	0	4	30		
62040	368	105	112	61	51	39	0	364	4	0	0	0	4	0	0	0	0	0	0	0	0	0	0	0	0	0	0	278	90			
62048	4	0	0	3	1	0	0	0	4	0	0	0	0	0	0	0	0	0	0	0	0	3	0	0	0	0	0	1	3	1		
62206	4	0	0	3	1	0	0	1	3	0	0	0	0	2	3	3	0	0	0	3	0	1	1	0	0	1	1	0	3	1		
62220	3	0	2	1	0	0	0	3	0	0	0	0	0	0	0	0	0	0	0	0	0	0	0	0	0	0	0	3	0			
62221	6	4	1	1	0	0	0	5	1	2	2	0	1	0	0	0	0	0	0	0	0	0	0	0	0	0	0	6	0			
62223	38	2	0	6	18	11	1	18	20	1	0	0	1	0	0	0	0	0	0	0	3	13	0	0	0	5	3	1	8	30		
62234	29	0	0	0	14	13	2	2	27	1	0	1	0	0	0	0	0	0	0	0	6	21	0	0	0	0	0	0	0	29		
62257	3	0	0	2	1	0	0	2	1	0	0	0	0	0	0	0	0	0	0	0	0	1	0	0	0	0	0	2	1			
62260	18	6	7	5	0	0	0	17	1	0	0	0	1	0	0	0	0	0	0	0	0	0	0	0	0	0	0	18	0			
62288	8	0	0	0	5	2	1	0	8	0	0	0	0	0	0	0	0	0	0	0	2	6	0	0	0	0	0	0	8			
62294	32	4	6	7	10	5	0	16	16	0	0	1	0	1	0	0	2	0	0	0	5	1	7	0	8	0	0	1	17	15		
NONE	790	638	94	24	18	16	0	0	0	0	0	0	0	0	0	0	0	0	0	0	0	0	0	0	0	0	0	756	34			
TOTAL	1337	759	222	117	139	95	5	433	114	4	2	2	7	3	3	3	2	0	0	3	5	14	80	1	8	0	6	4	3	1098	239	
CFC #22 Child & Family Connections, Regional Office of Education #13, 660 W Noleman St, Centralia, IL 62801 - Nicole Van Hise																																
62215	6	1	1	4	0	0	0	6	0	0	0	0	0	0	0	0	0	0	0	0	0	0	0	0	0	0	0	6	0			

## Screenings Reported by CFC/CPS/DCFS and ZIP / FY2019 Q2

Zip Code	Total Screened	Screenings of Children involved with DCFS																												Sub-Totals											
		Ages (in Months)							Not Referred	Total Referred	In Intact Family Services			Children of Teen Wards			In Foster Care			# of Children Ages 0 to 3 Referred to										# of Children Ages 3 to 5 Referred to										Ages 0-35 mos.	Ages 36-61+ mos.
											0-11	12-23	24-35	36-47	48-60	61+	LEA	PI	Child	Other	Multiple	Rescreening	LEA	PFA	HS	Child	Other	Multiple	Rescreening												
		0-11	12-23	24-35	36-47	48-60	61+	ECSE	ECSE	EHS	(center-based)	Care Program	HV	Services	Services	Rescreening	ECSE	PFA	HS	Care Program	HV	Services	Services	Rescreening																	
62230	64	9	18	16	12	9	0	64	0	0	0	0	0	0	0	0	0	0	0	0	0	0	0	0	0	0	0	0	0	43	21										
62295	95	9	18	20	20	28	0	93	2	0	0	0	2	0	0	0	0	0	0	0	0	0	0	0	0	0	0	0	0	47	48										
62801	16	1	5	7	3	0	0	16	0	0	0	0	0	0	0	0	0	0	0	0	0	0	0	0	0	0	0	0	13	3											
62812	13	2	2	0	4	5	0	0	13	0	0	0	1	0	4	0	0	0	0	0	0	1	1	8	0	0	0	0	0	4	9										
62819	2	1	1	0	0	0	0	0	2	0	0	0	0	0	2	0	0	0	0	0	0	0	0	0	0	0	0	0	2	0											
62822	3	1	0	1	1	0	0	0	3	0	0	0	0	0	2	0	0	0	0	0	0	0	1	0	0	0	0	0	2	1											
62846	19	7	10	2	0	0	0	0	19	0	0	0	0	0	0	0	0	19	0	0	0	0	0	0	0	0	0	0	19	0											
62865	2	0	0	1	1	0	0	0	2	0	0	0	0	0	1	0	0	0	0	0	0	0	1	0	0	0	0	0	1	1											
62884	5	3	1	0	0	1	0	0	5	0	0	0	0	0	0	0	0	4	0	0	0	0	1	0	0	0	0	0	4	1											
62890	5	1	1	2	1	0	0	0	5	0	0	0	0	0	3	0	0	0	1	0	0	0	1	0	0	0	0	0	4	1											
62896	12	0	1	2	4	1	4	0	12	0	0	0	0	0	3	0	0	0	0	0	0	0	8	1	0	0	0	0	3	9											
62918	103	10	8	24	23	38	0	0	103	0	0	0	12	0	4	0	38	0	0	12	38	6	1	0	60	0	0	6	60	42	61										
62924	1	0	0	0	0	1	0	0	1	0	0	0	0	0	0	0	0	0	0	0	0	0	0	1	0	0	1	1	0	1											
62933	1	1	0	0	0	0	0	0	1	0	0	0	0	0	1	0	0	0	0	0	0	0	0	0	0	0	0	0	1	0											
62948	8	2	2	3	1	0	0	1	7	0	0	0	1	0	5	0	0	0	0	2	2	0	1	0	0	0	0	0	7	1											
62959	143	20	25	31	37	27	3	68	75	0	0	3	30	0	6	0	59	0	0	35	61	1	0	3	6	0	0	1	6	76	67										
62974	1	0	1	0	0	0	0	0	1	0	0	0	0	0	1	0	0	0	0	0	0	0	0	0	0	0	0	0	1	0											
62983	1	0	1	0	0	0	0	1	0	0	0	0	0	0	0	0	0	0	0	0	0	0	0	0	0	0	0	0	1	0											
62999	2	0	0	0	1	1	0	0	2	0	0	0	0	0	0	0	0	0	0	0	0	2	0	0	0	0	0	0	0	2											
NONE	377	300	37	32	8	0	0	0	0	0	0	0	0	0	0	0	0	0	0	0	0	0	0	0	0	0	0	0	369	8											
TOTAL	879	368	132	145	116	111	7	249	253	0	0	3	46	0	32	0	97	23	1	49	102	8	23	5	67	0	0	8	67	645	234										

### CFC #23 Child & Family Connections, Wabash & Ohio Valley Special Education Dist., 800 S Division St, Norris City, IL 62869 - Charity Heifner

62806	13	1	1	0	5	6	0	11	0	0	0	0	0	0	0	0	0	0	0	0	0	0	0	0	0	0	0	0	0	2	11
62821	18	0	0	3	9	6	0	3	15	0	0	0	1	0	0	0	0	0	0	0	0	14	0	0	0	0	0	0	3	3	15
62835	1	0	0	0	0	1	0	0	1	0	0	0	0	0	0	0	0	0	0	0	0	1	0	0	0	0	0	0	0	0	1
62837	57	3	0	3	26	25	0	41	16	0	0	0	2	0	0	0	0	2	0	0	0	14	0	0	0	4	0	5	6	51	
62859	36	0	4	2	10	20	0	35	1	0	0	0	0	0	0	0	0	0	0	0	1	0	0	0	0	0	0	0	6	30	
62863	100	60	22	4	8	6	0	73	27	0	0	0	2	0	0	0	0	0	0	1	12	0	12	0	0	0	3	0	2	86	14
62869	49	15	15	16	3	0	0	41	8	0	0	0	8	0	0	0	0	0	0	0	0	0	0	0	0	0	0	0	46	3	
62895	10	0	0	0	8	2	0	0	10	0	0	0	0	0	0	0	0	0	0	0	0	10	0	0	0	1	0	1	0	10	
62917	10	0	0	2	6	2	0	0	10	0	0	0	2	0	0	0	0	0	1	0	0	8	0	0	0	1	0	2	2	8	
62930	13	0	0	0	11	2	0	0	13	0	0	0	0	0	0	0	0	0	0	0	0	13	0	0	0	3	0	3	0	13	

### Screenings Reported by CFC/CPS/DCFS and ZIP / FY2019 Q2

Zip Code	Total Screened	Ages (in Months)						Not Referred	Total Referred	Screenings of Children involved with DCFS			# of Children Ages 0 to 3 Referred to										# of Children Ages 3 to 5 Referred to							Sub-Totals	
		0-11	12-23	24-35	36-47	48-60	61+			In Intact Family Services	Children of Teen Wards	In Foster Care	EI	LEA (ECSE)	EHS	PI (center-based)	Child Care Program	HV	Other Services	Multiple Services	Rescreening	LEA (ECSE)	PFA	HS	Child Care Program	HV	Other Services	Multiple Services	Rescreening	Ages 0-35 mos.	Ages 36-61+ mos.
62935	7	0	0	0	5	2	0	0	7	0	0	0	0	0	0	0	0	0	0	0	0	0	7	0	0	0	2	0	1	0	7
62938	2	0	0	0	1	1	0	0	2	0	0	0	0	0	0	0	0	0	0	0	0	0	2	0	0	0	0	2	0	0	2
62946	50	4	3	6	19	18	0	45	5	0	0	0	1	0	0	0	0	0	0	0	0	0	4	0	0	0	0	1	0	13	37
62984	9	2	0	0	5	2	0	9	0	0	0	0	0	0	0	0	0	0	0	0	0	0	0	0	0	0	0	0	0	2	7
NONE	144	119	15	8	0	2	0	0	0	0	0	0	0	0	0	0	0	0	0	0	0	0	0	0	0	0	0	0	0	142	2
TOTAL	519	204	60	44	116	95	0	258	115	0	0	0	16	0	0	0	0	0	3	1	12	0	86	0	0	0	14	3	17	308	211

#### CFC #24 Child & Family Connections, Archway, Inc., 2751 W Main, PO Box 1180, Carbondale, IL 62901-1180 - Deanna Cruse

62274	2	0	0	0	2	0	0	0	2	0	0	0	0	0	0	0	0	0	0	0	0	0	2	0	0	0	0	0	0	0	2
62832	7	4	1	0	1	1	0	5	2	0	0	0	0	0	0	0	0	0	0	0	0	0	1	0	1	0	0	1	1	5	2
62884	7	4	1	2	0	0	0	0	7	0	0	0	0	0	0	3	0	4	0	0	0	0	0	0	0	0	0	0	0	7	0
62901	253	40	24	24	75	80	10	235	18	0	0	3	2	0	0	0	2	0	0	2	2	1	5	0	4	0	0	4	4	88	165
62902	3	0	0	0	3	0	0	0	3	0	0	0	0	0	0	0	0	0	0	0	0	0	3	0	0	0	0	0	0	0	3
62903	23	3	4	6	8	2	0	0	23	0	0	0	1	0	0	0	0	12	0	12	12	0	10	0	0	0	1	3	2	13	10
62907	9	4	3	1	1	0	0	0	9	0	0	0	0	0	0	5	0	3	0	0	0	0	1	0	0	0	0	0	0	8	1
62916	6	0	0	0	6	0	0	0	6	0	0	0	0	0	0	0	0	0	0	0	0	0	6	0	0	0	0	0	0	0	6
62924	6	0	0	0	4	1	1	1	5	0	0	0	0	0	0	0	0	0	0	0	0	1	3	0	2	0	0	2	2	0	6
62966	20	5	8	3	2	2	0	1	19	0	0	0	0	0	0	0	3	12	0	3	3	1	1	0	2	0	0	3	3	16	4
62994	1	0	0	0	0	1	0	1	0	0	0	0	0	0	0	0	0	0	0	0	0	0	0	0	0	0	0	0	0	0	1
NONE	188	163	20	4	1	0	0	0	0	0	0	0	0	0	0	0	0	0	0	0	0	0	0	0	0	0	0	0	0	187	1
TOTAL	525	223	61	40	103	87	11	243	94	0	0	3	3	0	0	8	5	31	0	17	17	3	32	0	9	0	1	13	12	324	201

#### CFC #25 Child & Family Connections, Options & Advocacy for McHenry Co., 365 Millennium Dr, Ste A, Crystal Lake, IL 60012 - Karen Rios

60013	73	7	9	6	21	29	1	59	14	0	0	0	0	0	0	0	0	0	0	0	0	13	1	0	0	0	0	0	0	22	51
60014	233	36	69	75	31	20	2	34	199	0	0	0	174	0	0	0	0	0	4	0	0	14	0	0	1	0	3	0	3	180	53
60033	1	0	0	0	1	0	0	1	0	0	0	0	0	0	0	0	0	0	0	0	0	0	0	0	0	0	0	0	0	0	1
60050	45	0	0	0	20	24	1	42	3	0	0	0	0	0	0	0	0	0	0	0	0	3	0	0	0	0	0	0	0	0	45
60051	3	0	0	0	1	2	0	3	0	0	0	0	0	0	0	0	0	0	0	0	0	0	0	0	0	0	0	0	0	0	3
60072	6	0	0	3	3	0	0	0	6	0	0	0	0	0	0	0	0	0	0	0	0	1	4	0	0	0	0	0	1	3	3
60097	8	0	0	0	6	2	0	1	7	0	0	0	0	0	0	0	0	0	0	0	0	0	7	0	0	0	0	0	0	0	8
60098	26	0	0	2	13	11	0	5	21	0	0	0	0	0	0	0	2	0	0	0	0	0	17	0	0	0	2	0	0	2	24
60102	2	0	0	0	2	0	0	2	0	0	0	0	0	0	0	0	0	0	0	0	0	0	0	0	0	0	0	0	0	0	2



## Screenings Reported by CFC/CPS/DCFS and ZIP / FY2019 Q2

Zip Code	Total Screened	Ages (in Months)						Not Referred	Total Referred	Screenings of Children involved with DCFS			# of Children Ages 0 to 3 Referred to								# of Children Ages 3 to 5 Referred to								Sub-Totals		
		0-11	12-23	24-35	36-47	48-60	61+			In Intact Family Services	Children of Teen Wards	In Foster Care	LEA EI	(ECSE)	EHS	PI (center-based)	Child Care Program	HV	Other Services	Multiple Services	Rescreening	LEA (ECSE)	PFA	HS	Child Care Program	HV	Other Services	Multiple Services	Rescreening	Ages 0-35 mos.	Ages 36-61+ mos.
60142	175	2	3	15	39	116	0	166	9	0	0	0	0	0	0	0	1	0	0	3	0	0	0	0	5	0	0	20	155		
60152	5	0	0	1	3	1	0	1	4	0	0	0	0	0	0	0	1	0	0	0	3	0	0	0	0	0	0	1	4		
60156	198	9	20	30	67	64	8	164	34	0	0	1	0	0	0	0	0	0	0	20	12	0	0	0	0	0	2	59	139		
NONE	188	170	16	2	0	0	0	0	0	0	0	0	0	0	0	0	0	0	0	0	0	0	0	0	0	0	0	188	0		
TOTAL	963	224	117	134	207	269	12	478	297	0	0	1	174	0	0	0	0	2	6	0	54	44	0	1	0	10	0	6	475	488	
Chicago Health Department / Clinics, , , , -																															
NONE	2718	2512	152	42	11	1	0	0	0	0	0	0	0	0	0	0	0	0	0	0	0	0	0	0	0	0	0	2706	12		
TOTAL	2718	2512	152	42	11	1	0	0	0	0	0	0	0	0	0	0	0	0	0	0	0	0	0	0	0	0	0	2706	12		
Chicago Public Schools, Office of Diverse Learner Supports & Services, 42 W Madison St, 2nd Floor, Chicago, IL 60602 - Elizabeth Keenan, PhD																															
60602	1337	29	70	167	421	410	229	535	221	0	0	0	25	0	0	0	0	0	0	57	196	0	0	0	0	0	0	208	266	1060	
TOTAL	1337	29	70	167	421	410	229	535	221	0	0	0	25	0	0	0	0	0	0	57	196	0	0	0	0	0	0	208	266	1060	
DCFS/Erikson Institute Statewide, 451 North LaSalle Street, , Chicago, IL 60654 - Andria Goss																															
NONE	211	90	50	55	16	0	0	0	0	211	0	0	55	2	75	0	0	90	19	0	59	5	0	14	0	0	6	0	0	195	16
TOTAL	211	90	50	55	16	0	0	0	0	211	0	0	55	2	75	0	0	90	19	0	59	5	0	14	0	0	6	0	0	195	16

## Screenings Reported by CFC/CPS/DCFS and Month / FY2019 Q2

Month	Total Screened	Ages (in Months)							Not Referred	Total Referred	Screenings of Children involved with DCFS			# of Children Ages 0 to 3 Referred to										# of Children Ages 3 to 5 Referred to								Sub-Totals	
		0-11	12-23	24-35	36-47	48-60	61+	In Intact Family Services			Children of Teen Wards	In Foster Care	LEA EI	(ECSE)	EHS	PI (center- based)	Child Care Program	HV	Other Services	Multiple Services	Rescreening	LEA (ECSE)	PFA	HS	Child Care Program	HV	Other Services	Multiple Services	Rescreening	Ages 0-35 mos.	Ages 36-61+ mos.		
<b>CFC #01    Child &amp; Family Connections. Access Services of Northern Illinois. 1752 Windsor Rd. Ste 102. PO Box 16390. Loves Park. IL 61132-6390 - Dee Dee Lowery</b>																																	
Oct-18	596	34	44	54	278	169	17	300	296	49	0	12	4	1	0	10	0	0	1	3	7	52	222	33	0	0	10	103	62	132	464		
Nov-18	410	21	42	58	188	84	17	228	182	53	0	3	2	1	0	0	0	0	1	0	4	38	130	19	0	0	11	84	60	121	289		
Dec-18	521	160	70	55	159	59	18	152	168	1	0	4	6	0	0	0	0	0	6	0	10	40	101	1	0	0	9	42	35	285	236		
TOTAL	1527	215	156	167	625	312	52	680	646	103	0	19	12	2	0	10	0	0	8	3	21	130	453	53	0	0	30	229	157	538	989		
<b>CFC #02    Child &amp; Family Connections. Lake County Health Department. 3010 Grand Ave. 2nd Floor. Waukegan. IL 60085 - Donna Musser</b>																																	
Oct-18	150	28	42	51	15	14	0	114	36	0	0	0	15	0	1	0	0	0	2	0	0	13	1	0	0	0	3	0	2	121	29		
Nov-18	204	33	56	41	38	30	6	30	49	4	0	2	23	0	0	0	0	1	2	2	0	30	21	12	0	0	3	5	8	130	74		
Dec-18	639	480	74	63	14	7	1	7	14	1	0	0	15	0	0	0	0	0	3	1	0	1	4	0	0	0	4	1	2	617	22		
TOTAL	993	541	172	155	67	51	7	151	99	5	0	2	53	0	1	0	0	1	7	3	0	44	26	12	0	0	10	6	12	868	125		
<b>CFC #03    Child &amp; Family Connections. Regional Office of Education for Carroll, Jo Daviess, &amp; Stephenson Co., 27 S State Ave. Ste 101. Freeport. IL 61032 - Angela Hodges</b>																																	
Sep-18	55	47	8	0	0	0	0	50	5	0	0	0	0	0	0	0	0	0	0	0	5	0	0	0	0	0	0	0	0	55	0		
Oct-18	334	61	19	15	103	117	19	263	71	0	0	1	1	1	0	0	0	0	0	0	12	26	17	0	0	0	1	0	15	95	239		
Nov-18	241	60	26	14	55	66	20	180	61	0	0	0	0	2	0	0	0	0	0	0	9	19	23	6	0	0	9	0	4	100	141		
Dec-18	730	510	85	53	48	31	3	307	38	0	0	0	3	0	0	0	0	0	1	1	9	4	15	2	0	0	3	0	4	648	82		
TOTAL	1360	678	138	82	206	214	42	800	175	0	0	1	4	3	0	0	0	0	1	1	35	49	55	8	0	0	13	0	23	898	462		
<b>CFC #04    Child &amp; Family Connections. DayOne PACT. 1551 E Fabyan Pkwy. Geneva. IL 60134 - Ellana Mavromatis</b>																																	
Jul-18	14	2	2	1	2	7	0	14	0	0	0	0	0	0	0	0	0	0	0	0	0	0	0	0	0	0	0	0	0	5	9		
Aug-18	32	5	7	12	3	5	0	17	15	0	0	0	0	4	0	0	0	0	6	0	0	1	3	0	0	0	7	3	0	24	8		
Sep-18	188	18	40	85	15	30	0	151	37	0	0	0	17	5	0	0	0	0	3	5	0	9	5	0	0	0	7	9	0	143	45		
Oct-18	756	24	35	35	355	297	6	173	583	0	0	0	3	0	0	0	0	0	0	0	0	22	538	0	0	0	40	8	45	94	658		
Nov-18	321	22	20	21	146	100	4	179	137	0	0	0	2	0	0	0	0	0	1	0	0	22	78	0	0	0	16	4	15	63	250		
Dec-18	850	710	33	35	37	37	0	106	28	0	0	0	3	0	0	0	0	0	0	0	0	12	9	0	0	0	11	2	6	778	74		
TOTAL	2161	781	137	189	558	476	10	640	800	0	0	0	25	9	0	0	0	0	10	5	0	66	633	0	0	0	81	26	66	1107	1044		
<b>CFC #05    Child &amp; Family Connections. DayOne PACT. 750 Warrenville Rd. Ste 300. Lisle. IL 60532 - Marianne McGuire</b>																																	
May-18	38	6	10	20	2	0	0	13	25	0	0	0	12	0	0	0	0	12	0	4	2	0	0	0	0	0	0	0	0	36	2		
Jun-18	7	1	2	4	0	0	0	0	7	0	0	0	0	0	0	0	0	7	0	0	0	0	0	0	0	0	0	0	0	7	0		
Jul-18	5	3	0	2	0	0	0	0	5	0	0	0	0	0	0	0	0	5	0	0	0	0	0	0	0	0	0	0	0	5	0		
Aug-18	51	4	12	20	13	4	0	30	21	0	0	0	0	2	0	0	0	6	2	0	2	3	2	0	0	1	1	0	0	36	17		
Sep-18	19	2	2	2	8	4	0	1	17	0	0	0	2	0	0	0	0	6	1	0	0	6	0	0	0	0	0	0	4	6	12		
Oct-18	231	23	34	52	75	46	1	122	109	0	0	0	7	4	0	2	0	10	1	0	1	29	42	0	0	0	5	2	10	109	122		

## Screenings Reported by CFC/CPS/DCFS and Month / FY2019 Q2

Month	Total Screened	Ages (in Months)						Not Referred	Total Referred	Screenings of Children involved with DCFS			# of Children Ages 0 to 3 Referred to								# of Children Ages 3 to 5 Referred to								Sub-Totals			
		0-11	12-23	24-35	36-47	48-60	61+			In Intact Family Services	Children of Teen Wards	In Foster Care	LEA EI	(ECSE)	EHS	PI (center-based)	Child Care Program	HV	Other Services	Multiple Services	Rescreening	LEA (ECSE)	PFA	HS	Child Care Program	HV	Other Services	Multiple Services	Rescreening	Ages 0-35 mos.	Ages 36-61+ mos.	
Nov-18	194	9	8	56	69	47	4	78	116	0	0	0	16	12	0	0	1	10	5	2	0	25	42	0	0	0	1	0	5	73	120	
Dec-18	844	600	34	50	98	55	7	60	165	0	0	0	20	13	0	0	0	4	0	1	1	49	14	4	0	0	0	1	62	684	160	
TOTAL	1389	648	102	206	265	156	12	304	465	0	0	0	57	31	0	2	1	60	9	7	6	112	100	4	0	1	7	3	81	956	433	
CFC #06 Child & Family Connections, Clearbrook, 1835 W Central Rd, Arlington Heights, IL 60005 - Jason Tietz																																
Aug-18	33	0	0	1	17	15	0	6	27	0	0	0	0	1	0	0	0	0	0	0	0	1	0	17	0	0	8	0	0	1	32	
Sep-18	158	0	0	7	82	69	0	81	77	0	0	0	0	4	0	0	0	0	0	0	0	20	95	0	0	0	10	0	5	7	151	
Oct-18	309	7	22	54	139	86	1	136	173	0	0	2	14	15	0	0	0	10	0	2	31	80	0	1	0	8	0	12	83	226		
Nov-18	92	3	2	6	55	24	2	26	66	0	0	0	0	0	0	0	7	0	0	0	13	40	0	0	0	15	0	2	11	81		
Dec-18	53	2	1	8	22	20	0	17	36	0	0	0	0	4	0	0	0	5	0	0	0	19	2	0	0	0	3	0	3	11	42	
TOTAL	645	12	25	76	315	214	3	266	379	0	0	2	14	24	0	0	0	12	10	0	2	84	217	17	1	0	44	0	22	113	532	
CFC #07 Child & Family Connections, Suburban Access, Inc. One Westbrook Corporate Ctr, Ste 640, Westchester, IL 60154 - JoAnn Alferink																																
Oct-18	30	0	0	4	11	13	2	0	30	0	0	0	1	2	0	0	0	0	0	1	0	1	25	0	0	0	0	0	0	4	26	
Nov-18	6	2	2	2	0	0	0	0	6	0	0	0	4	0	0	0	4	0	5	0	0	0	0	0	0	0	0	0	6	0		
Dec-18	314	292	21	1	0	0	0	0	0	0	0	0	0	0	0	0	0	0	0	0	0	0	0	0	0	0	0	0	314	0		
TOTAL	350	294	23	7	11	13	2	0	36	0	0	0	5	2	0	0	0	4	0	6	0	1	25	0	0	0	0	0	0	324	26	
CFC #08 Child & Family Connections, Easter Seals of Metropolitan Chicago, 9455 S Hoyne Ave, Chicago, IL 60643 - Marlene Stroube																																
Oct-18	0	0	0	0	0	0	0	0	0	0	0	0	0	0	0	0	0	0	0	0	0	0	0	0	0	0	0	0	0	0	0	
Dec-18	0	0	0	0	0	0	0	0	0	0	0	0	0	0	0	0	0	0	0	0	0	0	0	0	0	0	0	0	0	0	0	
TOTAL	0	0	0	0	0	0	0	0	0	0	0	0	0	0	0	0	0	0	0	0	0	0	0	0	0	0	0	0	0	0	0	
CFC #09 Child & Family Connections, Hektoen Institute for Medical Research, LLC, 5422 W Roosevelt Rd, Chicago, IL 60644 - Grace Ortiz																																
Dec-18	53	49	3	1	0	0	0	0	0	0	0	0	0	0	0	0	0	0	0	0	0	0	0	0	0	0	0	0	53	0		
TOTAL	53	49	3	1	0	0	0	0	0	0	0	0	0	0	0	0	0	0	0	0	0	0	0	0	0	0	0	0	53	0		
CFC #12 Child & Family Connections, Easter Seals of Metropolitan Chicago, 17300 S Ozark Ave - North Bldg, Tinley Park, IL 60477 - Peter Byrne																																
Jul-18	24	0	0	0	19	4	1	19	5	0	0	0	0	0	0	0	0	0	0	0	5	0	0	0	0	0	0	0	0	24		
Aug-18	175	0	0	4	81	90	0	100	75	30	0	1	0	0	0	0	0	0	0	0	6	45	0	0	0	19	3	8	4	171		
Sep-18	659	15	21	35	286	296	9	424	239	0	0	4	6	3	0	0	0	12	0	0	1	27	128	0	0	0	21	2	28	71	591	
Oct-18	298	10	18	31	107	117	15	190	108	19	0	1	3	3	0	0	0	11	4	0	3	13	57	0	0	2	3	1	10	59	239	
Nov-18	71	6	7	10	20	28	0	16	55	0	0	1	3	0	0	0	1	12	1	0	0	5	37	0	0	0	0	0	0	23	48	

## Screenings Reported by CFC/CPS/DCFS and Month / FY2019 Q2

Month	Total Screened	Ages (in Months)						Not Referred	Total Referred	Screenings of Children involved with DCFS			# of Children Ages 0 to 3 Referred to								# of Children Ages 3 to 5 Referred to								Sub-Totals		
		0-11	12-23	24-35	36-47	48-60	61+			In Intact Family Services	Children of Teen Wards	In Foster Care	LEA EI	(ECSE)	EHS	PI (center-based)	Child Care Program	HV	Other Services	Multiple Services	Rescreening	LEA (ECSE)	PFA	HS	Child Care Program	HV	Other Services	Multiple Services	Rescreening	Ages 0-35 mos.	Ages 36-61+ mos.
Dec-18	147	2	1	7	53	66	18	119	28	0	0	0	0	0	0	0	5	0	0	0	9	0	0	0	1	6	5	9	10	137	
TOTAL	1374	33	47	87	566	601	43	868	510	49	0	7	12	6	0	0	1	40	5	0	4	65	267	0	0	3	49	11	55	167	1210
CFC #13 Child & Family Connections, Regional Office of Education #26, 130 S Lafayette St. Ste 200, Macomb, IL 61455 - Chuck Farr																															
Oct-18	23	7	4	11	0	1	0	18	5	0	0	3	0	0	0	0	0	4	0	0	0	1	0	0	0	0	0	0	22	1	
Nov-18	18	4	3	9	2	0	0	8	10	0	0	2	4	1	0	0	0	1	0	0	0	4	0	0	0	0	0	0	16	2	
Dec-18	420	370	24	12	11	3	0	0	9	0	0	0	0	0	0	0	0	0	0	0	2	7	0	0	0	0	0	0	406	14	
TOTAL	461	381	31	32	13	4	0	26	24	0	0	5	4	1	0	0	0	1	4	0	0	12	0	0	0	0	0	0	444	17	
CFC #14 Child & Family Connections, 3000 W Rohmann Ave., West Peoria, IL 61604 - Michelle Harr																															
Sep-17	48	0	0	0	35	13	0	0	48	0	0	2	0	0	0	0	0	0	0	0	6	42	0	0	0	15	0	0	0	48	
Apr-18	87	0	0	0	69	18	0	0	87	0	0	3	0	0	0	0	0	0	0	0	8	79	0	0	0	37	0	0	0	87	
May-18	21	0	0	0	17	4	0	0	21	0	0	2	0	0	0	0	0	0	0	1	20	0	0	0	3	0	0	0	21		
Sep-18	33	0	0	0	21	12	0	0	33	0	0	1	0	0	0	0	0	0	0	6	27	0	0	0	10	0	0	0	33		
Oct-18	121	8	7	17	49	34	6	47	74	2	0	4	0	1	0	8	0	4	1	0	8	18	1	0	0	18	8	8	32	89	
Nov-18	108	5	5	16	43	36	3	38	70	2	0	5	2	1	0	2	0	0	0	1	7	40	0	0	0	6	2	9	26	82	
Dec-18	457	278	54	56	35	30	4	29	55	2	0	7	5	1	0	5	0	0	0	0	4	29	0	0	0	4	2	4	388	69	
TOTAL	875	291	66	89	269	147	13	114	388	6	0	24	7	3	0	15	0	4	1	0	40	255	1	0	0	93	12	21	446	429	
CFC #15 Child & Family Connections, Services of Will, Grundy, & Kankakee Counties, Inc., 2300 Glenwood Ave, Joliet, IL 60435 - Rachel Cimino																															
Jul-18	48	0	0	3	32	13	0	42	6	0	0	0	0	0	0	0	0	0	0	0	3	3	0	0	0	0	0	0	3	45	
Aug-18	42	0	0	1	21	20	0	30	12	0	0	0	0	0	0	0	0	0	0	2	4	5	0	0	0	0	1	1	41		
Sep-18	52	0	0	1	27	24	0	12	40	0	0	0	0	0	0	0	0	0	0	1	28	3	0	0	0	0	8	1	51		
Oct-18	615	46	42	53	207	242	25	435	180	0	0	8	14	3	0	0	0	0	3	1	66	78	1	0	0	8	0	9	141	474	
Nov-18	360	14	9	32	145	142	18	162	198	0	0	0	8	5	0	0	0	2	3	0	47	75	3	11	0	15	0	34	55	305	
Dec-18	821	391	102	90	112	110	16	227	131	0	0	2	11	0	0	0	2	0	0	0	46	47	0	0	0	5	0	20	583	238	
TOTAL	1938	451	153	180	544	551	59	908	567	0	0	10	33	8	0	0	2	0	2	6	162	235	15	11	0	28	0	72	784	1154	
CFC #16 Child & Family Connections, 201 W Springfield Ave, Ste 508 & 509, Champaign, IL 61820 - Chris Johnson																															
Dec-18	441	377	33	24	6	1	0	0	0	0	0	0	0	0	0	0	0	0	0	0	0	0	0	0	0	0	0	0	434	7	
TOTAL	441	377	33	24	6	1	0	0	0	0	0	0	0	0	0	0	0	0	0	0	0	0	0	0	0	0	0	434	7		
CFC #17 Child & Family Connections, ROE of Adams/Pike Counties, 510 Maine St, Ste 615, Quincy, IL 62301 - Michelle Schwanke																															
Oct-18	250	6	11	13	90	99	12	208	42	0	0	0	0	0	0	0	0	0	0	2	2	0	0	0	0	0	0	38	30	201	

## Screenings Reported by CFC/CPS/DCFS and Month / FY2019 Q2

Month	Total Screened	Ages (in Months)							Not Referred	Total Referred	Screenings of Children involved with DCFS			# of Children Ages 0 to 3 Referred to										# of Children Ages 3 to 5 Referred to								Sub-Totals	
		0-11	12-23	24-35	36-47	48-60	61+	In Intact Family Services			Children of Teen Wards	In Foster Care	LEA EI	(ECSE)	EHS	PI (center-based)	Child Care Program	HV	Other Services	Multiple Services	Rescreening	LEA (ECSE)	PFA	HS	Child Care Program	HV	Other Services	Multiple Services	Rescreening	Ages 0-35 mos.	Ages 36-61+ mos.		
Dec-18	227	178	24	16	6	3	0	0	0	0	0	0	0	0	0	0	0	0	0	0	0	0	0	0	0	0	0	218	9				
TOTAL	477	184	35	29	96	102	12	208	42	0	0	0	0	0	0	0	0	0	2	2	0	0	0	0	0	0	38	248	210				
CFC #18 Child & Family Connections, Sangamon Co. Public Health Department, 2833 S Grand Ave. E. Springfield, IL 62703 - Lisa McGlothlin																																	
Nov-18	7	0	0	4	3	0	0	6	1	0	0	0	0	1	0	0	0	0	0	0	0	0	0	0	0	0	0	4	3				
Dec-18	353	320	23	4	5	1	0	0	3	0	0	0	0	0	0	0	0	0	0	0	3	0	0	0	0	0	0	347	6				
TOTAL	360	320	23	8	8	1	0	6	4	0	0	0	0	0	1	0	0	0	0	0	3	0	0	0	0	0	0	351	9				
CFC #19 Child & Family Connections, Macon Co. Community Mental Health Board, 132 S Water St. Ste 604, Decatur, IL 62523 - Debbie Floyd																																	
Dec-18	402	296	77	21	5	3	0	22	0	6	0	3	0	0	0	0	0	0	0	0	0	0	0	0	0	0	0	394	8				
TOTAL	402	296	77	21	5	3	0	22	0	6	0	3	0	0	0	0	0	0	0	0	0	0	0	0	0	0	0	394	8				
CFC #20 Child & Family Connections, Community Support Systems, 1901 S 4th St. Ste 209, Effingham, IL 62401 - Rita Wahl																																	
Nov-18	1	0	0	0	1	0	0	0	1	0	0	0	0	0	0	0	0	0	0	0	1	0	0	0	0	0	0	0	1				
Dec-18	347	273	43	24	3	4	0	0	1	0	0	1	0	1	0	0	0	0	0	0	0	0	0	0	0	0	0	340	7				
TOTAL	348	273	43	24	4	4	0	0	2	0	0	1	0	1	0	0	0	0	0	0	1	0	0	0	0	0	0	340	8				
CFC #21 Child & Family Connections, Regional Office of Education #13, 4 Eagle Center, Ste 4, O'Fallon, IL 62269 - Terri Kampwerth																																	
Oct-18	60	6	7	19	18	10	0	24	36	3	2	0	1	2	2	2	0	0	0	2	3	0	30	0	0	0	2	2	0	32	28		
Nov-18	420	111	117	67	69	53	3	380	40	1	0	1	4	0	1	1	0	0	0	1	2	8	28	1	0	0	1	1	1	295	125		
Dec-18	857	642	98	31	52	32	2	29	38	0	0	1	2	1	0	0	2	0	0	0	0	6	22	0	8	0	3	1	2	771	86		
TOTAL	1337	759	222	117	139	95	5	433	114	4	2	2	7	3	3	3	2	0	0	3	5	14	80	1	8	0	6	4	3	1098	239		
CFC #22 Child & Family Connections, Regional Office of Education #13, 660 W Noleman St. Centralia, IL 62801 - Nicole Van Hise																																	
Sep-18	20	1	5	7	4	3	0	16	4	0	0	0	0	0	0	0	0	0	0	1	3	0	0	0	0	0	0	13	7				
Oct-18	118	14	22	25	34	23	0	46	72	0	0	1	12	0	11	0	27	6	1	11	27	5	7	1	18	0	0	6	18	61	57		
Nov-18	225	29	27	58	40	70	1	105	120	0	0	0	29	0	4	0	62	0	0	27	62	2	6	1	45	0	0	2	45	114	111		
Dec-18	516	324	78	55	38	15	6	82	57	0	0	2	5	0	17	0	8	17	0	11	13	0	7	3	4	0	0	0	4	457	59		
TOTAL	879	368	132	145	116	111	7	249	253	0	0	3	46	0	32	0	97	23	1	49	102	8	23	5	67	0	0	8	67	645	234		
CFC #23 Child & Family Connections, Wabash & Ohio Valley Special Education Dist., 800 S Division St. Norris City, IL 62869 - Charity Heifner																																	
Oct-18	241	51	32	25	72	61	0	168	73	0	0	0	11	0	0	0	0	0	1	1	3	0	58	0	0	0	9	3	9	108	133		
Nov-18	106	32	9	9	30	26	0	75	31	0	0	0	4	0	0	0	0	0	2	0	9	0	18	0	0	0	3	0	5	50	56		
Dec-18	172	121	19	10	14	8	0	15	11	0	0	0	1	0	0	0	0	0	0	0	0	10	0	0	0	2	0	3	150	22			
TOTAL	519	204	60	44	116	95	0	258	115	0	0	0	16	0	0	0	0	0	3	1	12	0	86	0	0	0	14	3	17	308	211		

## Screenings Reported by CFC/CPS/DCFS and Month / FY2019 Q2

Month	Total Screened	Ages (in Months)							Not Referred	Total Referred	Screenings of Children involved with DCFS			# of Children Ages 0 to 3 Referred to										# of Children Ages 3 to 5 Referred to								Sub-Totals	
		0-11	12-23	24-35	36-47	48-60	61+	In Intact Family Services			Children of Teen Wards	In Foster Care	LEA EI	(ECSE)	EHS	PI (center-based)	Child Care Program	HV	Other Services	Multiple Services	Rescreening	LEA (ECSE)	PFA	HS	Child Care Program	HV	Other Services	Multiple Services	Rescreening	Ages 0-35 mos.	Ages 36-61+ mos.		
<b>CFC #24 Child &amp; Family Connections, Archway, Inc., 2751 W Main, PO Box 1180, Carbondale, IL 62901-1180 - Deanna Cruse</b>																																	
Jul-18	8	1	0	2	5	0	0	0	8	0	0	0	0	0	0	3	0	0	3	3	1	0	0	5	0	0	5	5	3	5			
Aug-18	4	0	1	0	2	1	0	0	4	0	0	0	1	0	0	1	0	0	1	1	1	0	0	3	0	0	3	3	1	3			
Sep-18	2	1	0	0	0	1	0	0	2	0	0	0	0	0	0	1	0	0	1	1	1	0	0	0	0	0	1	1	1	1			
Oct-18	177	24	17	15	60	61	0	144	33	0	0	2	1	0	0	0	14	0	2	2	0	14	0	0	0	0	1	1	56	121			
Nov-18	57	16	12	10	15	4	0	37	20	0	0	1	0	0	0	0	8	0	8	8	0	11	0	1	0	0	2	2	38	19			
Dec-18	277	181	31	13	21	20	11	62	27	0	0	0	1	0	0	8	0	9	0	2	2	0	7	0	0	0	1	1	0	225	52		
TOTAL	525	223	61	40	103	87	11	243	94	0	0	3	3	0	0	8	5	31	0	17	17	3	32	0	9	0	1	13	12	324	201		
<b>CFC #25 Child &amp; Family Connections, Options &amp; Advocacy for McHenry Co., 365 Millennium Dr, Ste A, Crystal Lake, IL 60012 - Karen Rios</b>																																	
Oct-18	547	31	61	78	148	219	10	446	101	0	0	1	65	0	0	0	0	3	0	0	16	7	0	1	0	6	0	3	170	377			
Nov-18	144	10	25	41	34	32	2	27	117	0	0	0	70	0	0	0	0	2	1	0	16	23	0	0	0	3	0	2	76	68			
Dec-18	272	183	31	15	25	18	0	5	79	0	0	0	39	0	0	0	0	2	0	0	22	14	0	0	0	1	0	1	229	43			
TOTAL	963	224	117	134	207	269	12	478	297	0	0	1	174	0	0	0	0	2	6	0	54	44	0	1	0	10	0	6	475	488			
<b>Chicago Health Department / Clinics, . . . . -</b>																																	
Dec-18	2718	2512	152	42	11	1	0	0	0	0	0	0	0	0	0	0	0	0	0	0	0	0	0	0	0	0	0	0	0	2706	12		
TOTAL	2718	2512	152	42	11	1	0	0	0	0	0	0	0	0	0	0	0	0	0	0	0	0	0	0	0	0	0	0	0	2706	12		
<b>Chicago Public Schools, Office of Diverse Learner Supports &amp; Services, 42 W Madison St, 2nd Floor, Chicago, IL 60602 - Elizabeth Keenan, PhD</b>																																	
Oct-18	487	5	16	79	151	152	73	11	80	0	0	0	9	0	0	0	0	0	0	28	71	0	0	0	0	0	0	52	100	376			
Nov-18	514	12	35	69	161	150	87	307	95	0	0	0	10	0	0	0	0	0	0	14	85	0	0	0	0	0	0	98	116	398			
Dec-18	336	12	19	19	109	108	69	217	46	0	0	0	6	0	0	0	0	0	0	15	40	0	0	0	0	0	0	58	50	286			
TOTAL	1337	29	70	167	421	410	229	535	221	0	0	0	25	0	0	0	0	0	0	57	196	0	0	0	0	0	0	208	266	1060			
<b>DCFS/Erikson Institute Statewide, 451 North LaSalle Street, Chicago, IL 60654 - Andria Goss</b>																																	
Oct-18	87	38	19	23	7	0	0	0	0	87	0	0	26	0	31	0	0	41	9	0	24	3	0	4	0	0	4	0	0	80	7		
Nov-18	65	31	16	15	3	0	0	0	0	65	0	0	16	0	21	0	0	28	4	0	20	0	0	3	0	0	1	0	0	62	3		
Dec-18	59	21	15	17	6	0	0	0	0	59	0	0	13	2	23	0	0	21	6	0	15	2	0	7	0	0	1	0	0	53	6		
TOTAL	211	90	50	55	16	0	0	0	0	211	0	0	55	2	75	0	0	90	19	0	59	5	0	14	0	0	6	0	0	195	16		

## Screenings Reported by CFC/CPS/DCFS and Agencies Represented / FY2019 Q2

Agency Type	Total Screened	Screenings of Children involved with DCFS										# of Children Ages 0 to 3 Referred to								# of Children Ages 3 to 5 Referred to								Sub-Totals					
		Ages (in Months)							Not Referred	Total Referred	In Intact Family Services	Children of Teen Wards	In Foster Care	LEA EI	(ECSE)	PI (center-based)	Child Care Program	HV	Other Services	Multiple Services	Rescreening	LEA (ECSE)	PFA	HS	Child Care Program	HV	Other Services	Multiple Services	Rescreening	Ages 0-35 mos.	Ages 36-61+ mos.		
		0-11	12-23	24-35	36-47	48-60	61+																										
CFC #01 Child & Family Connections, Access Services of Northern Illinois, 1752 Windsor Rd, Ste 102, PO Box 16390, Loves Park, IL 61132-6390 - Dee Dee Lowery																																	
CC	98	18	29	42	9	0	0	97	1	94	0	3	0	0	0	0	0	0	0	0	0	1	0	0	0	0	0	0	0	0	0	89	9
DCFS	36	12	16	8	0	0	0	0	0	0	0	0	0	0	0	0	0	0	0	0	0	0	0	0	0	0	0	0	0	0	36	0	
EI	0	0	0	0	0	0	0	0	0	0	0	0	0	0	0	0	0	0	0	0	0	0	0	0	0	0	0	0	0	0	0	0	
FCM	165	128	29	8	0	0	0	0	0	0	0	0	0	0	0	0	0	0	0	0	0	0	0	0	0	0	0	0	0	0	165	0	
HS/EHS	78	6	17	15	24	16	0	50	28	1	0	6	1	0	0	0	0	0	0	0	20	5	0	0	0	0	0	0	0	2	38	40	
HV	13	0	10	3	0	0	0	12	1	0	0	0	1	0	0	0	0	0	0	0	0	0	0	0	0	0	0	0	0	13	0		
LEA	1137	51	55	91	592	296	52	521	616	8	0	10	10	2	0	10	0	0	8	3	0	125	453	53	0	0	30	229	155	197	940		
PAT	10	0	9	1	0	0	0	9	1	0	0	0	1	0	0	0	0	0	0	0	0	0	0	0	0	0	0	0	0	10	0		
PI	0	0	0	0	0	0	0	0	0	0	0	0	0	0	0	0	0	0	0	0	0	0	0	0	0	0	0	0	0	0	0		
CFC #02 Child & Family Connections, Lake County Health Department, 3010 Grand Ave, 2nd Floor, Waukegan, IL 60085 - Donna Musser																																	
CFC	369	87	142	140	0	0	0	103	27	5	0	2	53	0	1	0	0	1	7	3	0	0	0	0	0	0	0	0	0	0	369	0	
DCFS	27	9	6	7	4	1	0	0	0	0	0	0	0	0	0	0	0	0	0	0	0	0	0	0	0	0	0	0	0	22	5		
EI	369	87	142	140	0	0	0	103	27	5	0	2	53	0	1	0	0	1	7	3	0	0	0	0	0	0	0	0	0	0	369	0	
FCM	477	445	24	8	0	0	0	0	0	0	0	0	0	0	0	0	0	0	0	0	0	0	0	0	0	0	0	0	0	0	477	0	
LEA	120	0	0	0	63	50	7	48	72	0	0	0	0	0	0	0	0	0	0	0	0	44	26	12	0	0	10	6	12	0	120		
CFC #03 Child & Family Connections, Regional Office of Education for Carroll, Jo Daviess, & Stephenson Co., 27 S State Ave, Ste 101, Freeport, IL 61032 - Angela Hodges																																	
CC	227	100	40	31	35	21	0	220	7	0	0	0	0	0	0	0	0	0	0	0	0	0	0	0	0	0	0	0	2	171	56		
DCFS	33	19	4	4	4	2	0	0	0	0	0	0	0	0	0	0	0	0	0	0	0	0	0	0	0	0	0	0	0	27	6		
FCM	508	427	40	18	15	8	0	151	5	0	0	0	0	0	0	0	0	0	0	0	0	0	0	0	0	0	0	0	0	485	23		
HD	288	213	53	21	1	0	0	251	37	0	0	0	3	0	0	0	0	0	0	0	34	0	0	0	0	0	0	0	0	287	1		
HS/EHS	107	2	4	7	53	41	0	97	10	0	0	0	0	0	0	0	0	0	0	0	10	0	0	0	0	0	0	0	0	13	94		
HV	41	10	19	10	2	0	0	40	1	0	0	0	1	0	0	0	0	1	1	0	0	0	0	0	0	0	0	0	0	39	2		
LEA	349	11	19	14	113	150	42	228	121	0	0	1	1	3	0	0	0	0	1	1	1	39	55	8	0	0	13	0	21	44	305		
WIC	156	96	23	14	15	8	0	151	5	0	0	0	0	0	0	0	0	0	0	0	0	0	0	0	0	0	0	0	0	133	23		
CFC #04 Child & Family Connections, DayOne PACT, 1551 E Fabyan Pkwy, Geneva, IL 60134 - Ellana Mavromatis																																	
CC	344	27	36	57	104	121	1	324	20	0	0	0	1	0	0	0	0	0	0	0	2	16	0	0	0	12	0	14	120	226			
CFC	35	4	7	23	1	0	0	18	17	0	0	0	17	0	0	0	0	0	0	0	0	0	0	0	0	0	0	0	0	34	1		
DCFS	16	5	5	3	1	2	0	0	0	0	0	0	0	0	0	0	0	0	0	0	0	0	0	0	0	0	0	0	0	13	3		
FCM	700	685	12	3	0	0	0	0	0	0	0	0	0	0	0	0	0	0	0	0	0	0	0	0	0	0	0	0	0	700	0		
HD	7	0	4	1	2	0	0	3	4	0	0	0	0	0	0	0	0	0	0	0	0	0	0	0	0	0	0	0	0	5	2		

		Screenings of Children involved with DCFS									# of Children Ages 0 to 3 Referred to								# of Children Ages 3 to 5 Referred to							<i>Sub-Totals</i>					
Agency Type	Total Screened	Ages (in Months)						Not Referred	Total Referred	In Intact Family Services	Children of Teen Wards	In Foster Care									LEA (ECSE)	PFA	Child Care Program HS	Other HV Services	Multiple Services	Rescreening	Ages 0-35 mos.	Ages 36-61+ mos.			
		0-11	12-23	24-35	36-47	48-60	61+			EI	(ECSE)	EHS	PI (center-based)	Child Care Program	HV	Services	Services	Rescreening	(ECSE)												
HV	47	12	19	16	0	0	0	44	3	0	0	0	3	0	0	0	0	0	0	0	0	0	0	0	0	0	0	47	0		
LEA	873	3	7	39	449	353	9	121	747	0	0	0	2	9	0	0	0	10	5	0	64	617	0	0	0	69	26	52	49	811	
MFP	4	1	0	3	0	0	0	3	1	0	0	0	1	0	0	0	0	0	0	0	0	0	0	0	0	0	0	4	0		
PAT	151	47	53	51	1	0	0	141	10	0	0	0	3	0	0	0	0	0	0	0	0	0	0	0	0	0	0	151	1		
CFC #05	Child & Family Connections, DayOne PACT, 750 Warrenville Rd, Ste 300, Lisle, IL 60532 - Marianne McGuire																														
CC	3	1	0	2	0	0	0	1	2	0	0	0	2	0	0	0	0	0	0	0	0	0	0	0	0	0	0	3	0		
DCFS	15	5	2	6	1	1	0	0	0	0	0	0	0	0	0	0	0	0	0	0	0	0	0	0	0	0	0	13	2		
EI	81	5	12	29	8	22	4	47	34	0	0	0	23	10	0	0	0	0	0	0	1	0	0	0	0	0	0	46	34		
FCM	604	581	16	7	0	0	0	0	0	0	0	0	0	0	0	0	0	0	0	0	0	0	0	0	0	0	0	604	0		
LEA	680	56	70	158	256	133	8	254	425	0	0	0	32	21	0	2	1	56	9	7	6	111	100	4	0	1	7	3	81	284	397
PAT	72	10	16	31	11	4	0	24	47	0	0	0	7	2	0	0	0	27	1	2	2	3	1	0	0	0	1	0	2	57	15
CFC #06	Child & Family Connections, Clearbrook, 1835 W Central Rd, Arlington Heights, IL 60005 - Jason Tietz																														
LEA	645	12	25	76	315	214	3	266	379	0	0	2	14	24	0	0	0	12	10	0	2	84	217	17	1	0	44	0	22	113	532
CFC #07	Child & Family Connections, Suburban Access, Inc, One Westbrook Corporate Ctr, Ste 640, Westchester, IL 60154 - JoAnn Alferink																														
CFC	7	2	2	3	0	0	0	0	7	0	0	0	4	0	0	0	0	4	0	6	0	0	0	0	0	0	0	0	7	0	
FCM	314	292	21	1	0	0	0	0	0	0	0	0	0	0	0	0	0	0	0	0	0	0	0	0	0	0	0	314	0		
HV	7	2	2	3	0	0	0	0	7	0	0	0	4	0	0	0	0	4	0	6	0	0	0	0	0	0	0	7	0		
LEA	29	0	0	3	11	13	2	0	29	0	0	0	1	2	0	0	0	0	0	0	1	25	0	0	0	0	0	0	3	26	
CFC #08	Child & Family Connections, Easter Seals of Metropolitan Chicago, 9455 S Hoyne Ave, Chicago, IL 60643 - Marlene Stroube																														
LEA	0	0	0	0	0	0	0	0	0	0	0	0	0	0	0	0	0	0	0	0	0	0	0	0	0	0	0	0	0	0	
CFC #09	Child & Family Connections, Hektoen Institute for Medical Research, LLC, 5422 W Roosevelt Rd, Chicago, IL 60644 - Grace Ortiz																														
FCM	53	49	3	1	0	0	0	0	0	0	0	0	0	0	0	0	0	0	0	0	0	0	0	0	0	0	0	53	0		
CFC #12	Child & Family Connections, Easter Seals of Metropolitan Chicago, 17																														



## Screenings Reported by CFC/CPS/DCFS and Agencies Represented / FY2019 Q2

Agency Type	Total Screened	Ages (in Months)							Not Referred	Total Referred	Screenings of Children involved with DCFS			# of Children Ages 0 to 3 Referred to										# of Children Ages 3 to 5 Referred to								Sub-Totals		
		0-11	12-23	24-35	36-47	48-60	61+	In Intact Family Services			Children of Teen Wards	In Foster Care	EI	LEA (ECSE)		EHS	PI (center-based)	Child Care Program	HV	Other Services		Multiple Services	Rescreening	LEA (ECSE)	PFA	HS	Child Care Program	HV	Other Services		Multiple Services	Rescreening	Ages 0-35 mos.	Ages 36-61+ mos.
FCM	384	362	16	6	0	0	0	0	0	0	0	0	0	0	0	0	0	0	0	0	0	0	0	0	0	0	0	0	0	0	384	0		
LEA	17	0	0	5	10	2	0	0	17	0	0	0	0	0	0	0	1	4	0	0	0	2	10	0	0	0	0	0	0	0	5	12		
PI	33	11	7	15	0	0	0	26	7	0	0	5	4	1	0	0	0	0	0	0	0	2	2	0	0	0	0	0	0	0	33	0		
CFC #14 Child & Family Connections, 3000 W Rohmann Ave, , West Peoria, IL 61604 - Michelle Harr																																		
CC	11	3	0	4	1	3	0	8	3	0	0	0	1	0	0	0	0	0	0	0	0	0	0	0	0	0	0	2	0	0	7	4		
CFC	14	1	3	6	3	1	0	6	8	2	0	1	2	0	0	0	0	1	0	2	3	0	0	0	0	0	0	0	0	10	4			
DCFS	89	36	22	17	5	9	0	0	0	0	0	0	0	0	0	0	0	0	0	0	0	0	0	0	0	0	0	0	0	75	14			
EI	4	0	1	3	0	0	0	0	4	0	0	0	4	0	0	0	0	0	0	0	0	0	0	0	0	0	0	0	0	4	0			
FCM	284	239	27	18	0	0	0	0	0	0	0	0	0	0	0	0	0	0	0	0	0	0	0	0	0	0	0	0	0	284	0			
HS/EHS	8	4	1	0	2	1	0	6	2	0	0	1	0	0	0	0	0	0	0	0	1	0	0	0	0	0	0	0	0	5	3			
HV	42	9	8	19	3	3	0	35	7	0	0	1	1	0	0	0	0	4	0	0	0	0	0	0	0	0	2	0	0	36	6			
LEA	426	2	4	26	251	130	13	61	365	4	0	21	0	3	0	15	0	0	0	0	1	36	255	1	0	0	91	12	19	32	394			
MFP	8	0	0	0	5	3	0	6	2	0	0	0	0	0	0	0	0	0	0	0	0	0	0	0	0	0	0	0	2	0	8			
CFC #15 Child & Family Connections, Services of Will, Grundy, & Kankakee Counties, Inc., 2300 Glenwood Ave, Joliet, IL 60435 - Rachel Cimino																																		
DCFS	62	14	21	11	10	6	0	0	0	0	0	0	0	0	0	0	0	0	0	0	0	0	0	0	0	0	0	0	0	46	16			
EI	66	22	26	17	1	0	0	54	12	0	0	1	11	0	0	0	0	0	0	1	0	0	0	0	0	0	0	0	0	65	1			
FCM	433	371	51	11	0	0	0	30	2	0	0	6	2	0	0	0	0	0	0	0	0	0	0	0	0	0	0	0	0	433	0			
HS/EHS	165	0	0	12	89	64	0	121	44	0	0	0	0	8	0	0	0	0	2	6	0	6	13	15	0	0	0	0	2	12	153			
HV	146	40	53	52	1	0	0	124	22	0	0	1	20	0	0	0	2	0	0	0	0	0	0	0	0	0	0	0	0	145	1			
LEA	1207	4	2	89	523	530	59	679	528	0	0	2	0	8	0	0	0	0	2	6	0	160	235	15	11	0	28	0	71	95	1112			
CFC #16 Child & Family Connections, 201 W Springfield Ave, Ste 508 & 509, , Champaign, IL 61820 - Chris Johnson																																		
DCFS	48	16	13	12	6	1	0	0	0	0	0	0	0	0	0	0	0	0	0	0	0	0	0	0	0	0	0	0	0	41	7			
FCM	393	361	20	12	0	0	0	0	0	0	0	0	0	0	0	0	0	0	0	0	0	0	0	0	0	0	0	0	0	393	0			
CFC #17 Child & Family Connections, ROE of Adams/Pike Counties, 510 Maine St, Ste 615, Quincy, IL 62301 - Michelle Schwanke																																		
DCFS	42	17	8	8	6	3	0	0	0	0	0	0	0	0	0	0	0	0	0	0	0	0	0	0	0	0	0	0	0	33	9			
FCM	185	161	16	8	0	0	0	0	0	0	0	0	0	0	0	0	0	0	0	0	0	0	0	0	0	0	0	0	0	185	0			
HV	43	6	11	7	0	0	0	43	0	0	0	0	0	0	0	0	0	0	0	0	0	0	0	0	0	0	0	0	0	24	0			
LEA	207	0	0	6	90	99	12	165	42	0	0	0	0	0	0	0	0	0	0	0	2	2	0	0	0	0	0	0	38	6	201			
CFC #18 Child & Family Connections, Sangamon Co. Public Health Department, 2833 S Grand Ave, E, Springfield, IL 62703 - Lisa McGlothlin																																		
DCFS	34	18	11	2	2	1	0	0	0	0	0	0	0	0	0	0	0	0	0	0	0	0	0	0	0	0	0	0	0	31	3			

## Screenings Reported by CFC/CPS/DCFS and Agencies Represented / FY2019 Q2

Agency Type	Total Screened	Screenings of Children involved with DCFS										# of Children Ages 0 to 3 Referred to										# of Children Ages 3 to 5 Referred to								Sub-Totals				
		Ages (in Months)						Not Referred	Total Referred	In Intact Family Services	Children of Teen Wards	In Foster Care	LEA EI	PI (center-based)	Child Care Program	HV	Other Services	Multiple Services	Rescreening	LEA (ECSE)	PFA	HS	Child Care Program	HV	Other Services	Multiple Services	Rescreening	Ages 0-35 mos.	Ages 36-61+ mos.					
		0-11	12-23	24-35	36-47	48-60	61+																											
FCM	316	302	12	2	0	0	0	0	0	0	0	0	0	0	0	0	0	0	0	0	0	0	0	0	0	0	0	0	316	0				
LEA	10	0	0	4	6	0	0	6	4	0	0	0	0	1	0	0	0	0	0	0	3	0	0	0	0	0	0	4	6					
CFC #19 Child & Family Connections, Macon Co. Community Mental Health Board, 132 S Water St, Ste 604, Decatur, IL 62523 - Debbie Floyd																																		
DCFS	51	12	24	7	5	3	0	0	0	0	0	0	0	0	0	0	0	0	0	0	0	0	0	0	0	0	0	43	8					
FCM	329	277	44	8	0	0	0	0	0	0	0	0	0	0	0	0	0	0	0	0	0	0	0	0	0	0	0	329	0					
HS/EHS	22	7	9	6	0	0	0	22	0	6	0	3	0	0	0	0	0	0	0	0	0	0	0	0	0	0	0	22	0					
CFC #20 Child & Family Connections, Community Support Systems, 1901 S 4th St, Ste 209, Effingham, IL 62401 - Rita Wahl																																		
DCFS	43	13	12	11	3	4	0	0	0	0	0	0	0	0	0	0	0	0	0	0	0	0	0	0	0	0	0	36	7					
FCM	303	260	31	12	0	0	0	0	0	0	0	0	0	0	0	0	0	0	0	0	0	0	0	0	0	0	0	303	0					
LEA	2	0	0	1	1	0	0	0	2	0	0	1	0	1	0	0	0	0	0	0	1	0	0	0	0	0	0	1	1					
CFC #21 Child & Family Connections, Regional Office of Education #13, 4 Eagle Center, Ste 4, O'Fallon, IL 62269 - Terri Kampwerth																																		
DCFS	115	28	41	12	18	16	0	0	0	0	0	0	0	0	0	0	0	0	0	0	0	0	0	0	0	0	0	81	34					
FCM	675	610	53	12	0	0	0	0	0	0	0	0	0	0	0	0	0	0	0	0	0	0	0	0	0	0	0	675	0					
HV	26	9	7	10	0	0	0	22	4	3	2	0	1	0	0	0	0	0	0	5	0	0	0	0	0	0	0	26	0					
LEA	131	0	0	16	70	40	5	27	104	1	0	2	0	3	3	3	2	0	0	3	0	14	80	1	8	0	6	4	3	16	115			
PI	35	11	15	9	0	0	0	30	5	0	0	0	2	0	0	0	0	0	0	5	0	0	0	0	0	0	0	35	0					
WIC	368	105	112	61	51	39	0	364	4	0	0	0	4	0	0	0	0	0	0	0	0	0	0	0	0	0	0	278	90					
CFC #22 Child & Family Connections, Regional Office of Education #13, 660 W Noleman St, Centralia, IL 62801 - Nicole Van Hise																																		
CC	176	24	29	51	24	48	0	12	164	0	0	0	42	0	0	0	97	0	0	45	97	7	0	0	67	0	0	8	67	104	72			
DCFS	59	19	16	16	8	0	0	0	0	0	0	0	0	0	0	0	0	0	0	0	0	0	0	0	0	0	0	51	8					
FCM	318	281	21	16	0	0	0	0	0	0	0	0	0	0	0	0	0	0	0	0	0	0	0	0	0	0	0	318	0					
HS/EHS	92	10	12	10	39	18	3	52	40	0	0	3	1	0	32	0	0	0	0	4	5	0	2	5	0	0	0	0	32	60				
HV	211	34	54	51	35	37	0	185	26	0	0	0	3	0	0	0	0	23	0	0	0	0	0	0	0	0	0	139	72					
LEA	23	0	0	1	10	8	4	0	23	0	0	0	0	0	0	0	0	0	1	0	0	1	21	0	0	0	0	1	22					
CFC #23 Child & Family Connections, Wabash & Ohio Valley Special Education Dist., 800 S Division St, Norris City, IL 62869 - Charity Heifner																																		
CFC	49	15	15	16	3	0	0	41	8	0	0	0	8	0	0	0	0	0	0	0	0	0	0	0	0	0	0	46	3					
DCFS	15	2	7	4	0	2	0	0	0	0	0	0	0	0	0	0	0	0	0	0	0	0	0	0	0	0	13	2						
FCM	129	117	8	4	0	0	0	0	0	0	0	0	0	0	0	0	0	0	0	0	0	0	0	0	0	0	129	0						
HS/EHS	151	14	5	12	48	72	0	148	1	0	0	0	1	0	0	0	0	0	0	0	0	0	0	0	0	0	31	120						
LEA	97	0	4	7	65	21	0	5	92	0	0	0	6	0	0	0	0	0	3	0	0	0	86	0	0	0	14	3	17	11	86			

## Screenings Reported by CFC/CPS/DCFS and Agencies Represented / FY2019 Q2

Agency Type	Total Screened	Ages (in Months)							Not Referred	Total Referred	Screenings of Children involved with DCFS			# of Children Ages 0 to 3 Referred to										# of Children Ages 3 to 5 Referred to								Sub-Totals	
		0-11	12-23	24-35	36-47	48-60	61+	In Intact Family Services			Children of Teen Wards	In Foster Care	EI	LEA (ECSE)	EHS	PI (center-based)	Child Care Program	HV	Other Services	Multiple Services	Rescreening	LEA (ECSE)	PFA	HS	Child Care Program	HV	Other Services	Multiple Services	Rescreening	Ages 0-35 mos.	Ages 36-61+ mos.		
WIC	78	56	21	1	0	0	0	64	14	0	0	0	1	0	0	0	0	0	0	1	12	0	0	0	0	0	0	0	0	78	0		
CFC #24 Child & Family Connections, Archway, Inc., 2751 W Main, PO Box 1180, Carbondale, IL 62901-1180 - Deanna Cruse																																	
CC	15	2	1	2	7	3	0	0	15	0	0	0	1	0	0	0	5	0	0	5	5	3	0	0	9	0	0	10	10	5	10		
DCFS	17	7	7	2	1	0	0	0	0	0	0	0	0	0	0	0	0	0	0	0	0	0	0	0	0	0	0	0	16	1			
FCM	171	156	13	2	0	0	0	0	0	0	0	0	0	0	0	0	0	0	0	0	0	0	0	0	0	0	0	0	171	0			
HS/EHS	149	0	0	0	60	79	10	146	3	0	0	3	0	0	0	0	0	0	0	0	0	0	0	0	0	0	0	0	0	149			
HV	128	55	36	27	8	2	0	97	31	0	0	0	1	0	0	8	0	19	0	0	0	0	0	0	0	0	0	0	118	10			
LEA	45	3	4	7	27	3	1	0	45	0	0	0	1	0	0	0	0	12	0	12	12	0	32	0	0	0	1	3	2	14	31		
CFC #25 Child & Family Connections, Options & Advocacy for McHenry Co., 365 Millennium Dr, Ste A, Crystal Lake, IL 60012 - Karen Rios																																	
CC	389	16	29	44	100	191	9	365	24	0	0	0	0	0	0	0	0	0	0	0	19	1	0	0	0	4	0	0	89	300			
CFC	189	38	72	72	3	4	0	13	176	0	0	0	174	0	0	0	0	0	1	0	0	0	0	0	0	1	0	0	182	7			
DCFS	9	3	5	1	0	0	0	0	0	0	0	0	0	0	0	0	0	0	0	0	0	0	0	0	0	0	0	9	0				
FCM	179	167	11	1	0	0	0	0	0	0	0	0	0	0	0	0	0	0	0	0	0	0	0	0	0	0	0	0	179	0			
HS/EHS	71	0	0	0	40	30	1	71	0	0	0	0	0	0	0	0	0	0	0	0	0	0	0	0	0	0	0	0	0	71			
LEA	126	0	0	16	64	44	2	29	97	0	0	1	0	0	0	0	0	2	5	0	0	35	43	0	1	0	5	0	6	16	110		
Chicago Health Department / Clinics, , , , -																																	
DCFS	80	22	25	21	11	1	0	0	0	0	0	0	0	0	0	0	0	0	0	0	0	0	0	0	0	0	0	0	68	12			
FCM	2638	2490	127	21	0	0	0	0	0	0	0	0	0	0	0	0	0	0	0	0	0	0	0	0	0	0	0	0	2638	0			
Chicago Public Schools, Office of Diverse Learner Supports & Services, 42 W Madison St, 2nd Floor, Chicago, IL 60602 - Elizabeth Keenan, PhD																																	
LEA	1337	29	70	167	421	410	229	535	221	0	0	0	25	0	0	0	0	0	0	0	57	196	0	0	0	0	0	0	208	266	1060		
DCFS/Erikson Institute Statewide, 451 North LaSalle Street, , Chicago, IL 60654 - Andria Goss																																	
DCFS	211	90	50	55	16	0	0	0	0	211	0	0	55	2	75	0	0	90	19	0	59	5	0	14	0	0	6	0	0	195	16		

## Screenings Reported by CFC/CPS/DCFS and Screening Tools Utilized / FY2019 Q2

Screening Tool	Total Screened	Screenings of Children involved with DCFS											# of Children Ages 0 to 3 Referred to								# of Children Ages 3 to 5 Referred to								
		Ages (in Months)						Not Referred	Total Referred	In Intact Family Services	Children of Teen Wards	In Foster Care	LEA EI	(ECSE)	PI (center-based)	Child Care Program	HV	Other Services	Multiple Services	Rescreening	LEA (ECSE)	PFA	HS	Child Care Program	HV	Other Services	Multiple Services	Rescreening	
		0-11	12-23	24-35	36-47	48-60	61+																						
CFC #01 Child & Family Connections, Access Services of Northern Illinois, 1752 Windsor Rd, Ste 102, PO Box 16390, Loves Park, IL 61132-6390 - Dee Dee Lowery																													
ASQ	0	0	0	0	0	0	0	0	0	0	0	0	0	0	0	0	0	0	0	0	0	0	0	0	0	0	0	0	0
ASQ-3	1221	75	111	140	559	290	46	632	589	103	0	19	12	0	0	10	0	0	4	3	21	109	429	53	0	0	27	228	153
ASQ:SE	922	47	56	75	469	231	44	476	446	5	0	10	6	0	0	0	0	0	0	0	93	373	53	0	0	0	225	144	
ASQ:SE-2	3	0	1	2	0	0	0	3	0	0	0	0	0	0	0	0	0	0	0	0	0	0	0	0	0	0	0	0	0
BRIG	5	0	0	0	3	2	0	3	2	0	0	0	0	0	0	0	0	0	0	0	0	2	0	0	0	0	0	0	0
DIAL	5	0	0	0	3	2	0	3	2	0	0	0	0	0	0	0	0	0	0	0	0	2	0	0	0	0	0	0	0
DIAL-3	10	0	0	2	6	2	0	10	0	0	0	0	0	0	0	0	0	0	0	0	0	0	0	0	0	0	0	0	0
DIAL-4	206	6	12	18	110	53	7	68	138	3	0	0	5	2	0	10	0	0	8	3	0	35	73	0	0	0	2	3	9
ESI	41	4	13	12	5	7	0	18	23	1	0	6	1	0	0	0	0	0	0	0	20	0	0	0	0	0	0	0	2
ESI-R	912	47	47	74	469	231	44	467	445	5	0	10	5	0	0	0	0	0	0	0	93	373	53	0	0	0	225	144	
PLS	8	0	0	0	4	3	1	3	5	0	0	0	0	0	0	0	0	0	0	0	0	5	0	0	0	0	0	0	0
PLS-4	2	0	0	0	1	1	0	0	2	0	0	0	0	0	0	0	0	0	0	0	0	0	0	0	0	1	0	1	
PQ	6	0	0	2	2	2	0	4	2	0	0	0	0	0	0	0	0	0	0	0	1	1	0	0	0	0	0	0	0
Speed DIAL-4	39	0	0	0	22	16	1	5	34	0	0	0	0	0	0	0	0	0	0	0	2	5	0	0	0	27	1	1	
CFC #02 Child & Family Connections, Lake County Health Department, 3010 Grand Ave, 2nd Floor, Waukegan, IL 60085 - Donna Musser																													
ASQ-3	369	87	142	140	0	0	0	103	27	5	0	2	53	0	1	0	0	1	7	3	0	0	0	0	0	0	0	0	0
DIAL-4	120	0	0	0	63	50	7	48	72	0	0	0	0	0	0	0	0	0	0	0	44	26	12	0	0	10	6	12	
CFC #03 Child & Family Connections, Regional Office of Education for Carroll, Jo Daviess, & Stephenson Co., 27 S State Ave, Ste 101, Freeport, IL 61032 - Angela Hodges																													
ASQ	198	122	25	28	15	8	0	193	5	0	0	0	0	0	0	0	0	0	0	0	0	0	0	0	0	0	0	0	0
ASQ-3	469	206	92	41	76	54	0	418	51	0	0	0	4	0	0	0	0	0	1	1	35	10	0	0	0	0	0	0	2
ASQ:SE	136	2	1	3	43	63	24	82	54	0	0	0	0	0	0	0	0	0	0	0	22	34	0	0	0	13	0	5	
ASQ:SE-2	41	11	19	9	2	0	0	39	2	0	0	0	1	0	0	0	0	0	1	1	1	0	0	0	0	0	0	0	0
BOEHM	132	0	0	2	43	63	24	78	54	0	0	0	0	0	0	0	0	0	0	0	22	34	0	0	0	13	0	5	
BRIG	203	4	17	19	63	76	24	147	56	0	0	0	0	0	0	0	0	0	0	0	22	34	0	0	0	13	0	7	
BRIG-3	127	0	0	1	39	69	18	109	18	0	0	1	0	1	0	0	0	0	0	0	2	0	0	0	0	0	0	0	15
DIAL-4	135	5	5	7	67	51	0	102	33	0	0	0	0	0	0	0	0	0	0	1	10	21	0	0	0	0	0	0	1
Hearing	71	4	17	17	20	13	0	69	2	0	0	0	0	0	0	0	0	0	0	0	0	0	0	0	0	0	0	0	2
MCHAT	38	24	1	13	0	0	0	38	0	0	0	0	0	0	0	0	0	0	0	0	0	0	0	0	0	0	0	0	0
Play-Based	25	0	0	2	15	8	0	0	25	0	0	0	0	2	0	0	0	0	0	0	15	0	8	0	0	0	0	0	0

## Screenings Reported by CFC/CPS/DCFS and Screening Tools Utilized / FY2019 Q2

Screening Tool	Total Screened	Ages (in Months)							Not Referred	Total Referred	Screenings of Children involved with DCFS			# of Children Ages 0 to 3 Referred to										# of Children Ages 3 to 5 Referred to							
		0-11	12-23	24-35	36-47	48-60	61+	In Intact Family Services			Children of Teen Wards	In Foster Care	LEA EI	(ECSE)	EHS	PI (center-based)	Child Care Program	HV	Other Services	Multiple Services	Rescreening	LEA (ECSE)	PFA	HS	Child Care Program	HV	Other Services	Multiple Services	Rescreening		
<b>CFC #04 Child &amp; Family Connections, DayOne PACT, 1551 E Fabyan Pkwy, Geneva, IL 60134 - Ellana Mavromatis</b>																															
ASQ	125	16	21	28	36	26	0	107	18	0	0	0	0	0	0	0	0	0	0	0	7	9	0	0	0	11	0	2			
ASQ-3	492	56	74	77	161	123	1	303	189	0	0	0	7	0	0	0	0	0	0	0	12	146	0	0	0	4	0	9			
ASQ:SE	102	3	6	7	48	35	3	42	60	0	0	0	2	0	0	0	0	0	0	0	21	29	0	0	0	0	10	18			
ASQ:SE-2	85	18	24	25	15	4	0	73	12	0	0	0	3	0	0	0	0	0	0	0	1	7	0	0	0	0	0	1			
BAT	11	0	0	0	6	5	0	0	11	0	0	0	0	0	0	0	0	0	0	0	2	9	0	0	0	0	0	0			
BRIG	431	0	0	29	216	178	3	12	419	0	0	0	0	9	0	0	0	0	10	5	0	22	382	0	0	0	33	16	29		
DIAL	16	0	0	1	3	4	0	5	6	0	0	0	0	0	0	0	0	0	0	0	6	0	0	0	0	0	0	0			
DIAL-4	191	9	1	4	75	97	5	145	46	0	0	0	1	0	0	0	0	0	0	0	16	30	0	0	0	1	10	22			
GOLD	108	16	21	28	26	19	0	106	2	0	0	0	0	0	0	0	0	0	0	0	0	0	0	0	0	11	0	2			
Play-Based	6	0	0	0	4	2	0	1	5	0	0	0	0	0	0	0	0	0	0	0	5	0	0	0	0	0	0	0			
PLS	61	0	0	0	31	27	3	22	39	0	0	0	0	0	0	0	0	0	0	0	16	23	0	0	0	0	10	10			
PLS-5	18	0	0	0	14	4	0	9	9	0	0	0	0	0	0	0	0	0	0	0	1	7	0	0	0	0	0	1			
Speed DIAL-4	114	0	0	2	65	46	1	9	105	0	0	0	0	0	0	0	0	0	0	0	3	66	0	0	0	32	0	4			
<b>CFC #05 Child &amp; Family Connections, DayOne PACT, 750 Warrenville Rd, Ste 300, Lisle, IL 60532 - Marianne McGuire</b>																															
ASQ	171	2	3	11	99	52	4	42	129	0	0	0	9	0	0	0	0	0	0	0	1	51	7	0	0	0	0	2	63		
ASQ-3	502	60	81	174	103	78	6	244	257	0	0	0	48	31	0	0	1	60	5	7	5	43	44	4	0	1	4	1	15		
ASQ:SE	421	56	71	128	108	55	4	187	233	0	0	0	30	2	0	0	1	60	4	6	5	56	6	0	0	1	1	0	69		
ASQ:SE-2	27	0	0	10	10	6	1	5	22	0	0	0	1	5	0	0	0	0	1	1	11	4	0	0	0	1	1	1			
CIP	37	0	0	5	22	8	2	10	27	0	0	0	0	0	0	0	0	4	0	0	10	10	0	0	0	0	0	3			
DECA I/T - DECA-C	3	1	0	2	0	0	0	1	2	0	0	0	2	0	0	0	0	0	0	0	0	0	0	0	0	0	0	0			
DIAL	16	0	0	0	7	9	0	2	14	0	0	0	0	0	0	0	0	0	0	0	2	12	0	0	0	0	0	0			
DIAL-4	58	0	0	3	40	15	0	22	36	0	0	0	0	0	2	0	0	0	0	0	14	21	0	0	0	0	2	1			
ESI-R	3	1	0	2	0	0	0	1	2	0	0	0	2	0	0	0	0	0	0	0	0	0	0	0	0	0	0	0			
Speed DIAL-4	18	0	0	0	13	5	0	2	16	0	0	0	0	0	0	0	0	0	0	0	0	13	0	0	0	3	0	0			
TPBA	134	1	3	9	76	42	3	22	112	0	0	0	7	0	0	0	0	0	0	0	1	42	0	0	0	0	0	0	62		
<b>CFC #06 Child &amp; Family Connections, Clearbrook, 1835 W Central Rd, Arlington Heights, IL 60005 - Jason Tietz</b>																															
ASQ	52	0	0	11	28	13	0	21	31	0	0	1	0	8	0	0	0	0	0	0	5	10	0	0	0	6	0	2			
ASQ-2	3	0	0	0	3	0	0	2	1	0	0	0	0	0	0	0	0	0	0	0	0	0	0	0	0	0	0	1			
ASQ-3	390	11	23	47	203	104	2	212	178	0	0	2	12	3	0	0	0	12	9	0	28	162	0	1	0	15	0	2			
ASQ:SE	9	0	0	0	4	5	0	3	6	0	0	0	0	0	0	0	0	0	0	0	3	0	0	0	0	3	0	0			
ASQ:SE-2	194	9	18	21	100	44	2	114	80	0	0	1	8	0	0	0	0	12	1	0	1	54	0	1	0	12	0	2			

## Screenings Reported by CFC/CPS/DCFS and Screening Tools Utilized / FY2019 Q2

Screening Tool	Total Screened	Ages (in Months)							Not Referred	Total Referred	Screenings of Children involved with DCFS			# of Children Ages 0 to 3 Referred to										# of Children Ages 3 to 5 Referred to							
		0-11	12-23	24-35	36-47	48-60	61+	In Intact Family Services			Children of Teen Wards	In Foster Care	LEA EI	(ECSE)	EHS	PI (center-based)	Child Care Program	HV	Other Services	Multiple Services	Rescreening	LEA (ECSE)	PFA	HS	Child Care Program	HV	Other Services	Multiple Services	Rescreening		
BAT	184	9	18	21	94	40	2	105	79	0	0	1	8	0	0	0	0	12	1	0	0	1	54	0	1	0	11	0	2		
BRIG	2	0	0	0	0	2	0	1	1	0	0	0	0	0	0	0	0	0	0	0	0	0	0	0	0	1	0	0			
DIAL	37	1	2	12	13	9	0	15	22	0	0	0	1	9	0	0	0	0	0	0	0	9	0	0	0	0	0	3			
DIAL-4	268	2	5	30	131	99	1	98	170	0	0	0	5	12	0	0	0	0	9	0	2	53	125	0	0	0	9	0	12		
ESI	7	0	0	0	5	2	0	3	4	0	0	0	0	0	0	0	0	0	0	0	1	0	0	0	0	0	0	3			
Play-Based	145	2	5	16	74	47	1	82	63	0	0	0	5	1	0	0	0	0	8	0	2	11	93	0	0	0	0	0	0		
Speed DIAL-4	81	0	0	2	37	42	0	9	72	0	0	0	0	0	0	0	0	0	0	0	5	29	17	0	0	19	0	2			
TPBA	10	0	0	0	6	4	0	9	1	0	0	0	0	0	0	0	0	0	0	0	0	0	0	0	0	1	0	0			
CFC #07 Child & Family Connections, Suburban Access, Inc, One Westbrook Corporate Ctr, Ste 640, Westchester, IL 60154 - JoAnn Alferink																															
ASQ	20	2	2	5	4	6	1	0	20	0	0	0	5	1	0	0	0	4	0	6	0	1	10	0	0	0	0	0	0		
ASQ:SE	3	0	0	2	1	0	0	0	3	0	0	0	1	1	0	0	0	0	0	0	0	1	0	0	0	0	0	0			
DIAL-4	3	0	0	2	1	0	0	0	3	0	0	0	1	1	0	0	0	0	0	0	1	0	0	0	0	0	0	0			
DIAL-R	16	0	0	1	7	7	1	0	16	0	0	0	0	1	0	0	0	0	0	0	0	15	0	0	0	0	0	0			
CFC #12 Child & Family Connections, Easter Seals of Metropolitan Chicago, 17300 S Ozark Ave - North Bldg, Tinley Park, IL 60477 - Peter Byrne																															
ASQ	6	0	3	3	0	0	0	0	6	0	0	0	2	0	0	0	0	6	0	0	0	0	1	0	0	0	0	0	0		
ASQ-3	285	33	44	58	74	74	5	70	217	0	0	2	10	1	0	0	1	34	4	0	1	44	103	0	0	3	0	4	4		
ASQ:SE	161	15	20	29	37	56	4	35	126	0	0	0	3	0	0	0	1	4	4	0	0	6	92	0	0	0	0	0	0		
ASQ:SE-2	19	7	4	5	3	0	0	0	19	0	0	0	0	0	0	0	0	16	0	0	0	0	0	0	0	3	0	0	0		
DIAL	28	0	0	0	14	14	0	8	20	0	0	0	0	0	0	0	0	0	0	0	4	16	0	0	0	0	0	0			
DIAL-4	1089	15	20	49	462	503	40	668	423	49	0	3	3	5	0	0	1	4	5	0	3	58	239	0	0	0	47	10	47		
ESI	62	0	0	0	25	37	0	59	3	0	0	0	0	0	0	0	0	0	0	0	0	0	0	0	0	0	0	0			
ESI-K	63	0	0	0	21	39	3	54	9	0	0	0	0	0	0	0	0	0	0	0	0	0	0	0	0	2	1	8			
ESI-P	63	0	0	0	21	39	3	54	9	0	0	0	0	0	0	0	0	0	0	0	0	0	0	0	0	2	1	8			
PET	6	0	3	3	0	0	0	0	6	0	0	0	2	0	0	0	0	6	0	0	0	0	1	0	0	0	0	0	0		
Social His	24	7	5	4	8	3	0	1	25	0	0	1	4	0	0	0	0	14	0	0	0	0	11	0	0	0	0	0	0		
Speed DIAL-4	106	0	0	6	58	42	0	103	3	0	0	3	0	0	0	0	0	0	0	0	3	0	0	0	0	0	0	0	0		
CFC #13 Child & Family Connections, Regional Office of Education #26, 130 S Lafayette St, Ste 200, Macomb, IL 61455 - Chuck Farr																															
ASQ	33	11	7	15	0	0	0	26	7	0	0	5	4	1	0	0	0	0	0	0	0	2	0	0	0	0	0	0	0		
ASQ:SE	33	11	7	15	0	0	0	26	7	0	0	5	4	1	0	0	0	0	0	0	0	2	0	0	0	0	0	0	0		
DIAL-4	9	0	0	0	8	1	0	0	9	0	0	0	0	0	0	0	0	0	0	0	2	7	0	0	0	0	0	0	0		
Speed DIAL-4	8	0	0	5	2	1	0	0	8	0	0	0	0	0	0	0	0	1	4	0	0	0	3	0	0	0	0	0	0		

## Screenings Reported by CFC/CPS/DCFS and Screening Tools Utilized / FY2019 Q2

Screening Tool	Total Screened	Screenings of Children involved with DCFS											# of Children Ages 0 to 3 Referred to										# of Children Ages 3 to 5 Referred to							
		Ages (in Months)							Not Referred	Total Referred	In Intact Family Services	Children of Teen Wards	In Foster Care	LEA EI	(ECSE)	PI (center-based)	Child Care Program	HV	Other Services	Multiple Services	Rescreening	LEA (ECSE)	PFA	HS	Child Care Program	HV	Other Services	Multiple Services	Rescreening	
		0-11	12-23	24-35	36-47	48-60	61+																							
CFC #14 Child & Family Connections, 3000 W Rohmann Ave., West Peoria, IL 61604 - Michelle Harr																														
ASQ	56	13	11	16	10	6	0	48	8	0	0	1	0	0	0	3	0	0	0	0	0	0	0	1	0	0	0	0	0	3
ASQ-3	26	1	4	11	6	4	0	10	16	2	0	2	7	0	0	0	0	0	1	0	2	4	0	0	0	0	2	0	0	0
ASQ:SE-2	5	4	1	0	0	0	0	4	1	0	0	0	0	0	0	0	0	0	0	0	0	0	0	0	0	0	0	0	0	0
BAT	51	0	0	0	24	26	1	22	29	0	0	0	0	0	0	0	0	0	0	0	0	0	0	0	0	13	11	7		
BDI-2 NU	13	2	2	8	1	0	0	9	4	0	0	0	0	0	0	0	4	0	0	0	0	0	0	0	0	0	0	0	0	0
BRIG	35	5	4	9	10	7	0	24	11	0	0	2	0	0	0	3	0	0	0	0	0	2	1	0	0	0	4	1	2	
BRIG-3	306	0	0	16	198	86	6	9	297	4	0	18	0	2	0	12	0	0	0	0	1	31	244	0	0	0	66	0	6	
DIAL-4	12	0	0	2	5	5	0	2	10	0	0	1	0	0	0	0	0	0	0	0	0	2	6	1	0	0	0	0	0	0
ESI-R	10	0	0	1	6	3	0	2	8	0	0	1	0	1	0	0	0	0	0	0	0	2	4	0	0	0	0	0	0	1
Fluharty	51	0	0	0	24	26	1	22	29	0	0	0	0	0	0	0	0	0	0	0	0	0	0	0	0	13	11	7		
HAPP-3	10	0	0	0	6	4	0	4	6	0	0	2	0	0	0	0	0	0	0	0	0	2	0	0	0	0	4	1	1	
Hearing	19	2	4	7	4	2	0	14	5	0	0	0	0	0	0	3	0	0	0	0	0	0	1	0	0	0	0	0	0	1
PLS-4	26	0	0	0	15	8	3	15	11	0	0	0	0	0	0	0	0	0	0	0	0	0	0	0	0	7	0	4		
SESI	3	0	0	0	0	0	3	1	2	0	0	0	0	0	0	0	0	0	0	0	0	0	0	0	0	1	0	1		
CFC #15 Child & Family Connections, Services of Will, Grundy, & Kankakee Counties, Inc., 2300 Glenwood Ave, Joliet, IL 60435 - Rachel Cimino																														
ASQ	84	22	26	17	12	6	1	54	30	0	0	1	11	0	0	0	0	0	0	1	5	6	0	0	0	7	0	0		
ASQ-3	178	61	64	52	1	0	0	154	24	0	0	7	22	0	0	0	2	0	0	0	0	0	0	0	0	0	0	0	0	
ASQ:SE	479	0	0	9	197	243	30	371	108	0	0	0	0	0	0	0	0	0	0	0	10	22	0	0	0	18	0	58		
ASQ:SE-2	82	12	31	38	1	0	0	77	5	0	0	1	5	0	0	0	0	0	0	0	0	0	0	0	0	0	0	0	0	
BRIG	435	0	0	18	181	205	31	325	110	0	0	0	0	0	0	0	0	0	0	0	10	59	0	0	0	18	0	23		
BRIG-3	141	0	0	12	80	49	0	100	41	0	0	0	0	8	0	0	0	0	2	6	0	4	13	15	0	0	0	0	1	
DIAL	31	0	0	3	17	9	2	0	31	0	0	0	0	0	0	0	0	0	0	0	13	5	0	11	0	1	0	1		
DIAL-4	522	4	2	56	209	226	25	227	295	0	0	2	0	0	0	0	0	0	0	0	135	157	0	0	0	2	0	1		
CFC #17 Child & Family Connections, ROE of Adams/Pike Counties, 510 Maine St, Ste 615, Quincy, IL 62301 - Michelle Schwanke																														
ASQ-3	43	6	11	7	0	0	0	43	0	0	0	0	0	0	0	0	0	0	0	0	0	0	0	0	0	0	0	0	0	
DIAL	207	0	0	6	90	99	12	165	42	0	0	0	0	0	0	0	0	0	0	2	2	0	0	0	0	0	0	0	38	
CFC #18 Child & Family Connections, Sangamon Co. Public Health Department, 2833 S Grand Ave, E, Springfield, IL 62703 - Lisa McGlothlin																														
DIAL-4	10	0	0	4	6	0	0	6	4	0	0	0	0	1	0	0	0	0	0	0	0	3	0	0	0	0	0	0	0	
CFC #19 Child & Family Connections, Macon Co. Community Mental Health Board, 132 S Water St, Ste 604, Decatur, IL 62523 - Debbie Floyd																														
ASQ	22	7	9	6	0	0	0	22	0	6	0	3	0	0	0	0	0	0	0	0	0	0	0	0	0	0	0	0	0	

## Screenings Reported by CFC/CPS/DCFS and Screening Tools Utilized / FY2019 Q2

Screening Tool	Total Screened	Screenings of Children involved with DCFS											# of Children Ages 0 to 3 Referred to								# of Children Ages 3 to 5 Referred to										
		Ages (in Months)						Not Referred	Total Referred	In Intact Family Services	Children of Teen Wards	In Foster Care	EI	LEA (ECSE)		PI (center-based)	Child Care Program	HV	Other Services	Multiple Services	Rescreening	LEA (ECSE)	PFA	HS	Child Care Program	HV	Other Services	Multiple Services	Rescreening		
		0-11	12-23	24-35	36-47	48-60	61+																								
ASQ:SE	22	7	9	6	0	0	0	22	0	6	0	3	0	0	0	0	0	0	0	0	0	0	0	0	0	0	0	0	0	0	0
HELP	22	7	9	6	0	0	0	22	0	6	0	3	0	0	0	0	0	0	0	0	0	0	0	0	0	0	0	0	0	0	0
CFC #20 Child & Family Connections, Community Support Systems, 1901 S 4th St, Ste 209, Effingham, IL 62401 - Rita Wahl																															
DIAL	2	0	0	1	1	0	0	0	2	0	0	1	0	1	0	0	0	0	0	0	0	0	0	1	0	0	0	0	0	0	0
CFC #21 Child & Family Connections, Regional Office of Education #13, 4 Eagle Center, Ste 4, O'Fallon, IL 62269 - Terri Kampwerth																															
ASQ	77	11	10	11	28	16	1	42	35	2	2	1	3	1	0	0	2	0	0	0	0	4	20	0	8	0	5	3	2		
ASQ-3	422	110	118	74	71	48	1	386	36	1	0	0	4	0	0	0	0	0	0	0	5	1	28	0	0	0	0	0	0	0	0
ASQ:SE	70	14	16	10	18	11	1	46	24	2	2	0	2	0	0	0	0	0	0	0	5	3	13	0	0	0	5	3	1		
ASQ:SE-2	34	0	0	4	20	9	1	5	29	0	0	0	0	0	0	0	0	0	0	0	1	28	0	0	0	0	0	0	0	0	
BRIG	4	0	0	3	1	0	0	1	3	0	0	0	0	2	3	3	0	0	0	3	0	1	1	1	0	0	1	1	0		
BRIG-3	8	0	0	0	5	2	1	0	8	0	0	0	0	0	0	0	0	0	0	0	2	6	0	0	0	0	0	0	0	0	
DIAL-4	66	0	0	5	34	24	3	15	51	1	0	1	0	0	0	0	0	0	0	0	9	38	0	0	0	5	3	2			
OAE	19	0	0	4	10	5	0	6	13	0	0	1	0	1	0	0	2	0	0	0	0	1	7	0	8	0	0	0	1		
PLS-5	4	0	0	3	1	0	0	1	3	0	0	0	0	2	3	3	0	0	0	3	0	1	1	1	0	0	1	1	0		
Vision	19	0	0	4	10	5	0	6	13	0	0	1	0	1	0	0	2	0	0	0	0	1	7	0	8	0	0	0	1		
CFC #22 Child & Family Connections, Regional Office of Education #13, 660 W Noleman St, Centralia, IL 62801 - Nicole Van Hise																															
ASQ	42	16	15	6	0	5	0	18	24	0	0	0	1	0	0	0	0	23	0	0	0	0	0	0	0	0	0	0	0	0	0
ASQ-3	378	52	80	104	64	78	0	179	199	0	0	0	45	0	32	0	95	0	0	49	100	7	2	5	63	0	0	8	63		
ASQ:SE	6	0	0	2	2	2	0	0	6	0	0	0	0	0	0	0	2	0	0	0	2	0	0	0	4	0	0	0	4		
BRIG	65	0	0	0	37	25	3	52	13	0	0	3	0	0	0	0	0	0	0	0	1	11	0	0	0	0	0	0	0	0	
BRIG-3	11	0	0	1	5	1	4	0	11	0	0	0	0	0	0	0	0	0	1	0	0	10	0	0	0	0	0	0	0	0	
CFC #23 Child & Family Connections, Wabash & Ohio Valley Special Education Dist., 800 S Division St, Norris City, IL 62869 - Charity Heifner																															
ASQ	231	70	26	13	49	73	0	212	17	0	0	0	2	0	0	0	0	0	0	1	12	0	2	0	0	0	0	2	0		
ASQ-3	54	15	19	17	3	0	0	46	8	0	0	0	8	0	0	0	0	0	0	0	0	0	0	0	0	0	0	0	0	0	0
DIAL-4	241	14	5	18	112	92	0	148	91	0	0	0	7	0	0	0	0	0	3	0	0	0	84	0	0	0	14	1	17		
Speed DIAL-4	151	14	5	12	48	72	0	148	1	0	0	0	1	0	0	0	0	0	0	0	0	0	0	0	0	0	0	0	0	0	0
CFC #24 Child & Family Connections, Archway, Inc., 2751 W Main, PO Box 1180, Carbondale, IL 62901-1180 - Deanna Cruse																															
ASQ	126	53	36	27	8	2	0	97	29	0	0	0	1	0	0	8	0	17	0	0	0	0	0	0	0	0	0	0	0	0	0
ASQ-3	38	5	5	8	15	5	0	0	38	0	0	0	2	0	0	0	5	12	0	17	17	3	10	0	9	0	1	13	12		
ASQ:SE	2	2	0	0	0	0	0	0	2	0	0	0	0	0	0	0	0	2	0	0	0	0	0	0	0	0	0	0	0	0	0



## Screenings Reported by CFC/CPS/DCFS and Screening Tools Utilized / FY2019 Q2

Screening Tool	Total Screened	Ages (in Months)							Not Referred	Total Referred	Screenings of Children involved with DCFS			# of Children Ages 0 to 3 Referred to										# of Children Ages 3 to 5 Referred to							
		0-11	12-23	24-35	36-47	48-60	61+	In Intact Family Services			Children of Teen Wards	In Foster Care	EI	LEA (ECSE)	EHS	PI (center-based)	Child Care Program	HV	Other Services	Multiple Services	Rescreening	LEA (ECSE)	PFA	HS	Child Care Program	HV	Other Services	Multiple Services	Rescreening		
ASQ:SE-2	23	3	4	6	8	2	0	0	23	0	0	0	1	0	0	0	0	12	0	12	12	0	10	0	0	0	1	3	2		
BRIG	240	30	20	20	80	80	10	215	25	0	0	3	0	0	0	0	0	0	0	0	0	0	19	0	0	0	0	0	0		
BRIG-3	3	0	0	0	2	0	1	0	3	0	0	0	0	0	0	0	0	0	0	0	0	3	0	0	0	0	0	0	0		
Hearing	72	30	20	19	3	0	0	69	3	0	0	0	0	0	0	0	0	0	0	0	0	0	0	0	0	0	0	0	0		
CFC #25	Child & Family Connections, Options & Advocacy for McHenry Co., 365 Millennium Dr, Ste A, Crystal Lake, IL 60012 - Karen Rios																														
ASQ	290	36	69	83	37	64	1	97	193	0	0	0	174	0	0	0	0	0	0	0	0	10	0	0	1	0	6	0	2		
ASQ-3	388	18	32	41	119	169	9	306	82	0	0	1	0	0	0	0	0	2	1	0	0	36	37	0	0	0	4	0	2		
ASQ:SE	38	0	0	4	21	13	0	7	31	0	0	1	0	0	0	0	0	0	0	0	17	12	0	0	0	0	0	0	2		
ASQ:SE-2	21	0	0	2	9	10	0	0	21	0	0	0	0	0	0	0	0	2	0	0	0	0	17	0	0	0	2	0	0		
DIAL-4	97	0	0	8	51	36	2	75	22	0	0	0	0	0	0	0	0	5	0	0	8	7	0	0	0	0	0	0	2		
ESP	34	0	0	2	18	13	1	18	16	0	0	0	0	0	0	0	0	0	0	0	10	0	0	1	0	3	0	2			
PRO-3	34	0	0	2	18	13	1	18	16	0	0	0	0	0	0	0	0	0	0	0	10	0	0	1	0	3	0	2			
Chicago Public Schools, Office of Diverse Learner Supports & Services, 42 W Madison St, 2nd Floor, Chicago, IL 60602 - Elizabeth Keenan, PhD																															
ASQ	1337	29	70	167	421	410	229	535	221	0	0	0	25	0	0	0	0	0	0	0	57	196	0	0	0	0	0	0	208		
ESI-P	1337	29	70	167	421	410	229	535	221	0	0	0	25	0	0	0	0	0	0	0	57	196	0	0	0	0	0	0	208		
ESI-R	1337	29	70	167	421	410	229	535	221	0	0	0	25	0	0	0	0	0	0	0	57	196	0	0	0	0	0	0	208		
DCFS/Erikson Institute Statewide, 451 North LaSalle Street, Chicago, IL 60654 - Andria Goss																															
ASQ	211	90	50	55	16	0	0	0	0	211	0	0	55	2	75	0	0	90	19	0	59	5	0	14	0	0	6	0	0		
ASQ:SE	211	90	50	55	16	0	0	0	0	211	0	0	55	2	75	0	0	90	19	0	59	5	0	14	0	0	6	0	0		
ESI-P	211	90	50	55	16	0	0	0	0	211	0	0	55	2	75	0	0	90	19	0	59	5	0	14	0	0	6	0	0		