

TO: Kristina Doan, ISBE
Ann Freiburg, IDHS
Colleen Cunningham, IDHS
Jennifer Grissom, IDHS
All CFC Managers
Andria Goss, Cook County DCFS
Davette Clark-Johnson, CPS
Kelsey Badger, Erikson Institute's DCFS Intact Program
Allison Lowe-Fotos, Ounce of Prevention Fund
Carmen Garcia, Ounce of Prevention Fund
Karen Berman, Ounce of Prevention Fund

DATE: July 22, 2019

RE: FY 2019 Q3 Developmental Screening Report

Enclosed within are Child Find developmental screening reports and maps reflecting the number of children reported as screened from January 1, 2019 through March 31, 2019 throughout the State of Illinois.

TABLE OF CONTENTS

Narrative	2
Sample Form	4
Directions for Completing Form	5
Data Mappings	8
Screenings Reported by ZIP Code	14
Screenings Reported by Month	27
Screenings Reported by Agencies Represented	33
Screenings Reported by Screening Tool Utilized	38

This report, as well as reports reflecting prior years, is made publicly available at on our website at <https://www.childfind-idea-il.us/Screening.aspx>. If you have any questions or concerns about the enclosed information, please feel free to reach out via the contact form on our website at <https://www.childfind-idea-il.us/Contact.aspx> or call (800) 851-6197, option 2.

Best Regards,



Adam Morton
Child Find Project Coordinator

Child Find Project Data Collection Mappings

Background

Since 1998, the Illinois State Board of Education (ISBE) has operated the Child Find Project (Child Find), funded through Individuals with Disabilities Education Act Part B, Preschool Discretionary funds to develop and disseminate public awareness materials to Local Education Agencies (LEAs), Special Education Cooperatives, and the Child and Family Connections (CFC) offices.

The Child Find Project, managed by a single Program Coordinator, collects data on the number and location of developmental screenings taking place across Illinois for children between 0 to 5 years of age. A developmental screening is the use of screening tools to track the development of young children across multiple domains. Child Find receives:

- Data from the 25 CFC sites across Illinois. CFCs are the system point of entry for Early Intervention under the Illinois Department of Human Services (IDHS), and are required to report data to Child Find. CFCs receive data from local school districts, with the exception of Chicago Public School (CPS) District #299, where data is reported directly to Child Find.
- Quarterly data on screenings from all health departments reporting to IDHS, which is obtained from the Cornerstone data entry system (Cornerstone).
- Department of Children and Family Services (DCFS) Cook County for children birth to five who are in care. These screenings are conducted by Erikson Institute (Erikson) /DCFS Early Childhood developmental specialists or by the DCFS Integrated Assessment program.
- Monthly data from Erikson/ DCFS Early Childhood Intact Program for Cook, Northern, Central and Southern regions. Erikson/DCFS Early Childhood developmental specialists administer developmental screenings to children ages birth through three entering the foster care system in Cook County and coordinates assessments statewide. The data is not separated by zip codes but reported by the four DCFS regions.

Through the support of the Early Learning Council, the *0-5 Child Find Screening Data Collection Form* (Data Collection Form) used by reporting entities was updated in 2016 in an effort to gather improved information on referral counts, screening tools used, type of reporting program/entity and the type of referral. Among these improvements, a new field was added to include the zip code of locations performing developmental screenings. The inclusion of this field allows for the mapping of portrays where screenings occur, identify potential gaps in reporting and referrals and make the data useful for stakeholders.

Mappings

Child Find has partnered with the Illinois Early Childhood Asset Map (IECAM) to display, through geo-mapping, where developmental screenings are occurring as reported on the Data Collection Form. Developed in 2006, IECAM is funded by ISBE and the IDHS to provide information on existing services, the demographics of young children and their families, and state resources that serve young children. Child Find provides quarterly reports to IECAM which in turn provides mappings on 0-5 Child Find Screenings:

- Total Screened by CFC region
- Total Referred by CFC region

- Total Screened by Zip Code
- Total Referred by Zip Code

Limitations and exclusions

There is no data system to support unduplicated, disaggregated child level data collection, but the addition of the zip code field draws a broader picture of screenings occurring in the state. Even with the stated improvements to the Data Collection Form, limitations remain:

- Reporting to CFCs is voluntary and reporting entities include: school districts, Local Education Agencies (LEAs), Special Education Cooperatives, Regional Offices of Education, child care providers, Head Start/Early Head Start, Home Visiting programs, Early Intervention providers, health departments, health care providers, DCFS, IDHS Family Case Management, multi-funded programs, and Women, Infants and Children.
- CFCs 8, 9, 10 and 11 serve the City of Chicago but do not conduct screening events – Chicago Public Schools (CPS) #299 coordinates all screenings in these regions. It is up to CPS to report the screenings conducted, and data is not broken down by CFC region or even zip code.
- Reporting entities submit data manually through paper forms. CFCs vary greatly in the frequency and method of reporting data to Child find: Some CFCs email forms to the Project Coordinator as forms are received and other CFCs collect forms throughout a quarter before submitting them all at once via US Mail or fax.
- Delayed reporting from entities to CFCs impacts the timeliness of data to Child Find. CFCs do not all report information to Child Find in regular intervals.
- Data collection is time consuming and complex for both reporting entities and CFCs. Data is often inconsistent and unreliable because not all relevant fields are completed and mathematical miscalculations are recorded in fields. As of May 1, 2018, Child Find is piloting an electronic data collection system with two CFCs. This system would notify reporting entities when a mistake has been entered, prompting a correction before data submission is allowed.
- IDHS does not report data on developmental screenings by zip code. Rather, quarterly Cornerstone data is reported to Child Find in an aggregate format. This constitutes a significant sector of data that cannot be mapped.
- The data is not available in real-time but delayed by at least one quarter.
- The zip code on the Data Collection Form refers to where the screening occurred, not necessarily the home zip code of the children receiving the screening.

Even with limitations, the mappings make the data transparent and provides utility for stakeholders as a quality improvement process. As state agencies, programs, and communities continue to employ developmental screenings as a tool to support children’s development and school readiness, these mappings visually display areas in the state that might be underreporting screenings and need additional supports to increase screenings and referrals. Further, the wide dissemination of the mappings raise awareness of Child Find which may lead to better reporting by both entities and CFCs. Additional fields were added to the Data Collection Form beyond the zip code and future mappings are possible in the future.

0-5 CHILD FIND
SCREENING DATA COLLECTION FORM

Please refer to the directions when completing this form.

SECTION I: IDENTIFYING INFORMATION

Current Date: _____	Month/Year of Screenings: _____	CFC Submitting Form: _____
Name of Screening Agency: _____		
Type of Program/Entity ¹ : _____	Zip Code of Locations of Screenings: _____	
Screening Tool(s) used: _____		
Contact Person's Name: _____	Phone Number: _____	
Email Address: _____		

If the screening was part of a shared screening event, please check the following box: ☐

SECTION II: SCREENING INFORMATION

Report Totals								
Total Children Screened	Age 0-11 months	Age 12-23 months	Age 24-35 months	Age 36-47 months	Age 48-60 months	Age 61+ months	Not Referred	Total Referred

Screenings of Children involved with DCFS		
# of Children in Intact Family Services Screened	# of Children of Teen Wards Screened	# of Children in Foster Care Screened

SECTION III: SCREENING RESULTS – REFERRAL COUNTS²

Report Totals for Children Ages 0 – 35 Months								
# Referred to EI	# Referred to LEA (ECSE)	# Referred to EHS	# Referred to PI (center-based)	# Referred to Child Care Program	# Referred to HV	# Referred to Other Services	# Referred to Multiple Services	# Referred for Rescreening

Report Totals for Children Ages 36 – 60 Months							
# Referred to LEA (ECSE)	# Referred to PFA	# Referred to HS	# Referred to Child Care Program	# Referred to HV	# Referred to Other Services	# Referred to Multiple Services	# Referred for Rescreening

Please fax or email completed form(s) by _____ (*insert timeframe*) to your local Child and Family Connections (CFC) office at the following contact information: _____.

You may find your local CFC office by going to the Illinois Department of Human Services office locator at www.dhs.state.il.us. If you have questions regarding this form, please contact the Child Find Project at 1-800-851-6197.

¹ Child Care Provider (CC), Head Start/Early Head Start (HS/EHS), Home Visiting (HV), Multi-Funded Program (MFP), Child and Family Connections (CFC), School District or Local Education Agency (LEA), Early Intervention (EI) Provider, Health Department (HD), Health Care Provider (HC), Women, Infants and Children (WIC), Illinois Department of Children and Family Services (DCFS) or Family Case Management (FCM).

² The following are abbreviations used in SECTION III: EI = Early Intervention; EHS = Early Head Start; PI = Prevention Initiative; HV = Home Visiting; PFA = Preschool for All; and HS = Head Start.

DIRECTIONS FOR COMPLETING 0-5 CHILD FIND SCREENING, REPORTING AND DATA COLLECTION FORM

The Illinois State Board of Education (ISBE) operates the Child Find Project (the “Project”). The Project is funded through IDEA Part B, Preschool Discretionary funds to develop and disseminate public awareness materials to Local Education Agencies (LEAs), Special Education Cooperatives, and the Child and Family Connections (CFC) offices. One activity of the Project is to collect data on the number and location of developmental screenings taking place across the State of Illinois for children between 0 and 5 years of age. The purpose of the 0-5 Child Find Screening, Reporting and Data Collection Form (the “Form”) is the collection of said data by the Project. If your program administers developmental screenings, you should report screening data to the Project using the Form. This applies to developmental screenings only and not to other types of screenings, such as those for vision or hearing. Agencies are required to complete each section of the Form.

The following are certain definitions that may be useful when completing the Form:

Health Department – A certified public health department of a county or the City of Chicago that strives to meet the public health needs of its jurisdiction.

Health Care Provider – A primary care physician, clinic, etc.

Home Visiting – A voluntary program serving pregnant women and children up to the age of 5 that promotes positive parenting practices and builds healthy parent-child relationships, which makes them an essential strategy for reducing child abuse and neglect, improving health outcomes for mothers and children, and increasing school readiness. Home visiting services use evidence-based, intensive, outcome-driven models that promote parent-child attachment; provide developmental screening, monitoring, and referrals; and provide linkages to community resources and services. Additional information pertaining to home visiting in Illinois can be found at <http://www.igrowillinois.org/>.

Multi-Funded Program – A program receiving separate funds from two or more program funding streams that are integrated or blended in order to pay for total program expenditures.

SECTION I: IDENTIFYING INFORMATION

This information allows the tracking of locations of screenings that occur, what programs or entities are involved in screenings, at what frequency screenings occur in a particular area, and who participates in screening activities.

Current Date – Insert the date the screening form is completed.

Month/Year of Screening – For cumulative reporting, insert the month and year the screenings took place.

CFC Submitting Form – CFCs should insert their CFC #, if a CFC is submitting a completed form.

Name of Screening Agency – Insert the name of the agency or provider undertaking the screening. Please note that such an agency or provider may include, but is not limited to, the following: Child Care Provider (CC); Head Start/Early Head Start (HS/EHS); Home Visiting (HV); Multi-Funded Program (MFP); Child and Family Connections (CFC); School District or Local Education Agency (LEA); Early Intervention (EI) Provider; Health Department (HD); Health Care Provider (HC); Women, Infants and

Children (WIC); Illinois Department of Children and Family Services (DCFS); or Family Case Management (FCM).

This information is gathered for data collection purposes only. If the screening is a joint effort between two or more CFCs or two or more school districts, indicate all CFCs and school districts involved in the joint effort, in order to show the area in which screenings are taking place. If a joint screening takes place with a CFC and a school district, the screenings will be attributed to the CFC or school district based on the ages of the children screened. Separate reports may be submitted if easier on reporting entities.

Type of Program/Entity – Insert the type of program or entity that describes the Screening Agency. Options include the following: Child Care Provider (CC); Head Start/Early Head Start (HS/EHS); Home Visiting (HV); Multi-Funded Program (MFP); Child and Family Connections (CFC); School District or Local Education Agency (LEA); Early Intervention (EI) Provider; Health Department (HD); Health Care Provider (HC); Women, Infants and Children (WIC); Illinois Department of Children and Family Services (DCFS); or Family Case Management (FCM).

Zip Code of the Locations of Screenings – Identify the zip code of the location of the screening event. One form should be submitted per event, as such, only one zip code should be entered here.

Screening Tool – Identify name of Developmental Screening tool(s) administered (e.g., ASQ3, ASQ-SE, DIAL, Brigance, other) by listing all that apply on the Form. Do not include other screenings performed such as Vision, Hearing, etc.

Contact Person (Name, Phone Number and Email Address) – Insert the name, telephone number and email address of the individual in charge of the screening session.

Name of Agency – List agency(ies) or individual provider(s) conducting the screening activity(ies), if screening event is community-wide or a joint-effort.

SECTION II: SCREENING INFORMATION

This information allows the tracking of the number of children screened and their age at the time of screening. Please note that the data for Section II refers to the total number of children screened (and is not separated out by zip codes as in Section I above).

Total Children Screened – Total number of children screened during event of cumulative monthly report.

Age 0-61+ Months – In the appropriate box, indicate the number of children by age who were screened.

Not Referred – Children who were screened but no referral was needed.

Total Referred – Children who were screened and a referral was needed.

The “Total Children Screened” count in Section II of the Form should equal the number of children referred *plus* the number of children not referred.

For purposes of the Form, a **Referral** occurs when a provider completes a screening and provides

information on how to connect families to a service provider that can meet the child and family's needs as indicated on the screening. Guidance on *referring families* may be found at the websites for (i) ExceleRate Illinois (including, the following link: <http://www.exceleRateillinoisproviders.com/docman/resources/91-three-steps-to-screening/file>) and (ii) U.S. Department of Health and Family Services—Office of Administration for Children and Families for *Birth to 5: Watch Me Thrive!* (including, the following link: https://www.acf.hhs.gov/sites/default/files/ece/ece_providers_guide_march2014.pdf)

For purposes of data related to the screenings of children involved with DCFS (which is collected in the second table in Section II), please note the following:

of Children in Intact Family Services Screened – refers to the number of children screened who are involved with DCFS but are not in DCFS protective custody and are residing with their families as part of DCFS's Intact Families program.

of Children of Teen Wards Screened – refers to the number of children screened whose parents are wards of DCFS.

of Children in Foster Care Screened – refers to the number of children screened who are in DCFS care and residing with a foster family.

SECTION III: SCREENING RESULTS – REFERRAL COUNTS

The information submitted here allows the tracking of referrals made for children ages 0-35 months and 36-50 months.

Indicate the number of children referred for further evaluation in the appropriate referral count box identified. If a referral type is not listed, please indicate the name of the agency(ies) receiving referral(s) and the number of children involved. Please note that the numbers used in Section III will overlap and will not always match-up to the number used in the category of "Total Referred" in Section II above.

Referred to Other Services – Indicate the number of children referred to community based programs/agencies (i.e., speech, hearing, vision).

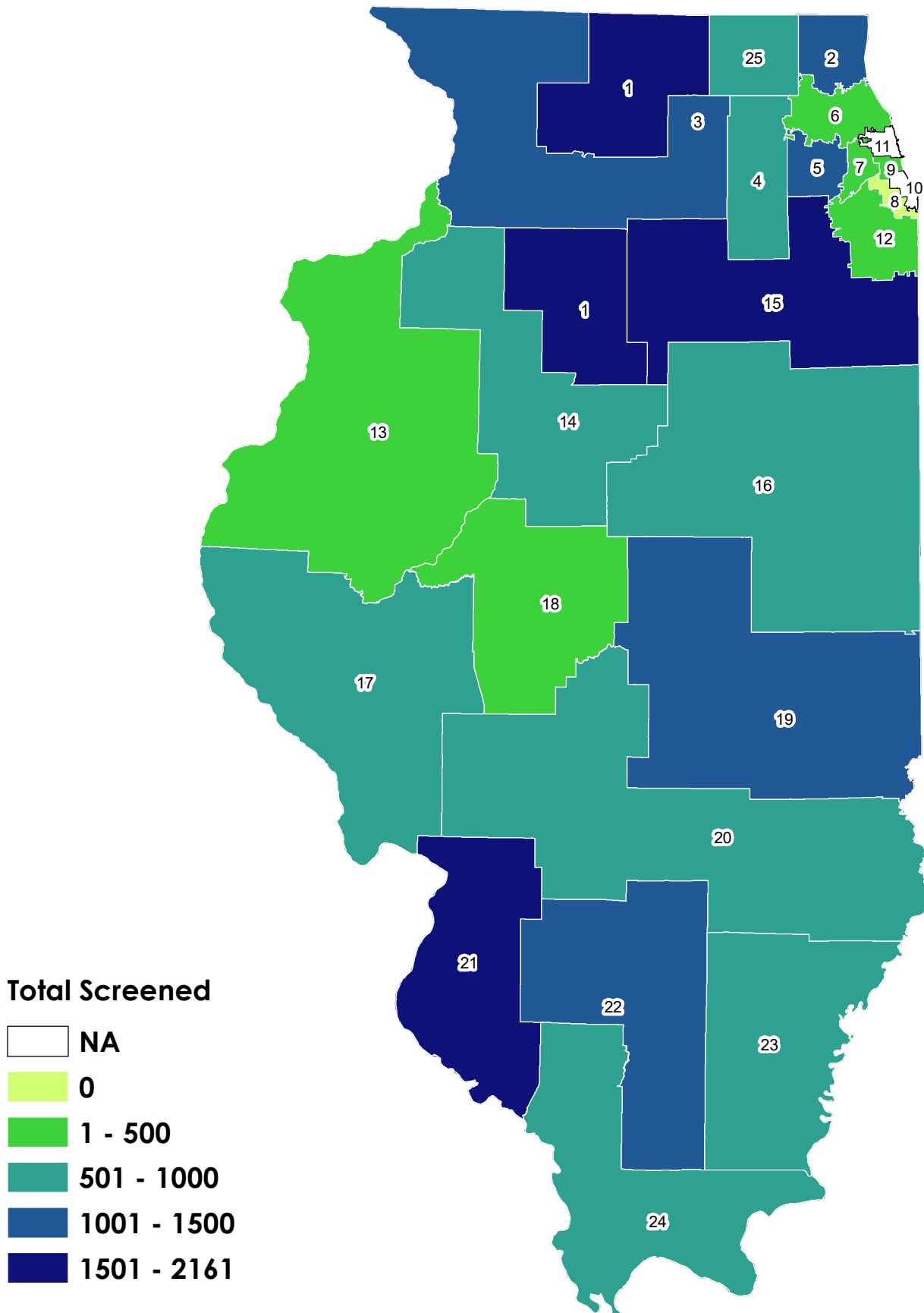
Referred for Rescreening – Indicate the number of children who did not score a concern on the screening, but are determined to benefit from a repeat screening at a later date (due to parent report of functioning variance, unable to screen, other concerns screener may have, etc.).

Referred to Multiple Services – If more than one of the other categories in this Section III has been checked, then also check "Referred for Multiple Services". *Please note that some children may be referred to multiple services and we want to know how many children present like that.*

Please **fax or email** completed reports to the local Child and Family Connections (CFC) office, attention Local Interagency Council (LIC) Coordinator. The LIC Coordinator is responsible for collecting all 0-5 Screening Collection forms relating to screening activities for children 0-5 years of age occurring in the service area. These reports are forwarded monthly to the State's Child Find Project Coordinator for statewide analysis and data compilation.

Child Find Screening FY2019 Q3

Total children birth to 5 screened by CFC region

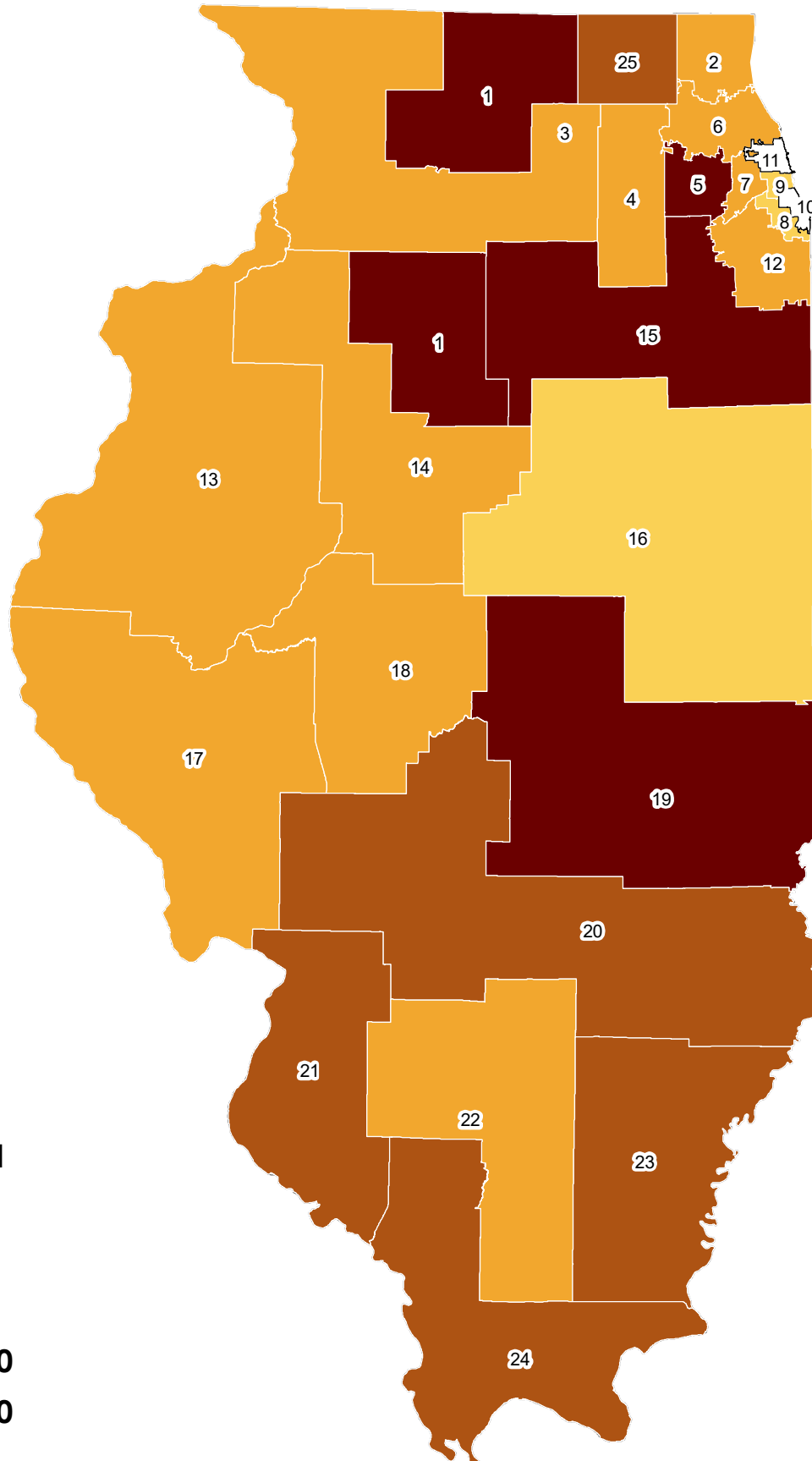


State total: 19,668

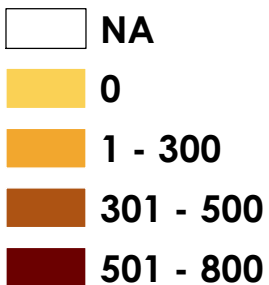
Notes: Map doesn't show children screened by CPS, CHDC, and DCFS as they don't have CFC information.
The state total includes all data collected.

Child Find Screening FY2019 Q3

Total children birth to 5 referred by CFC region



Total Referred

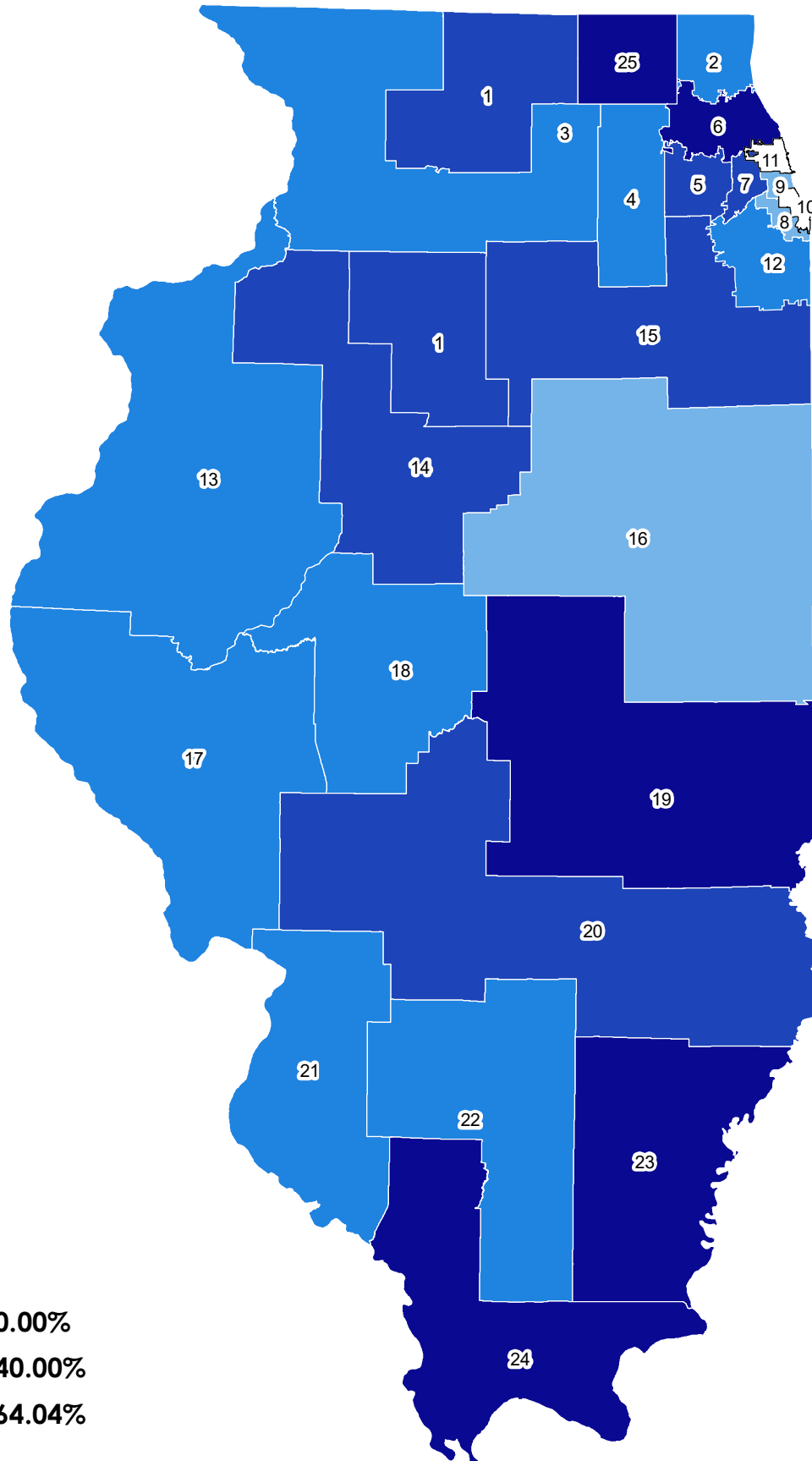


State total referred: 5,824

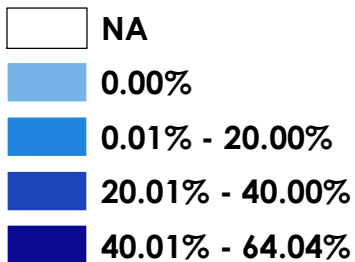
Notes: Map doesn't show children screened by CPS, CHDC, and DCFS as they don't have CFC information.
State total referred includes all data collected.

Child Find Screening FY2019 Q3

Percent of children birth to 5 (Total Referred/Total Screened)



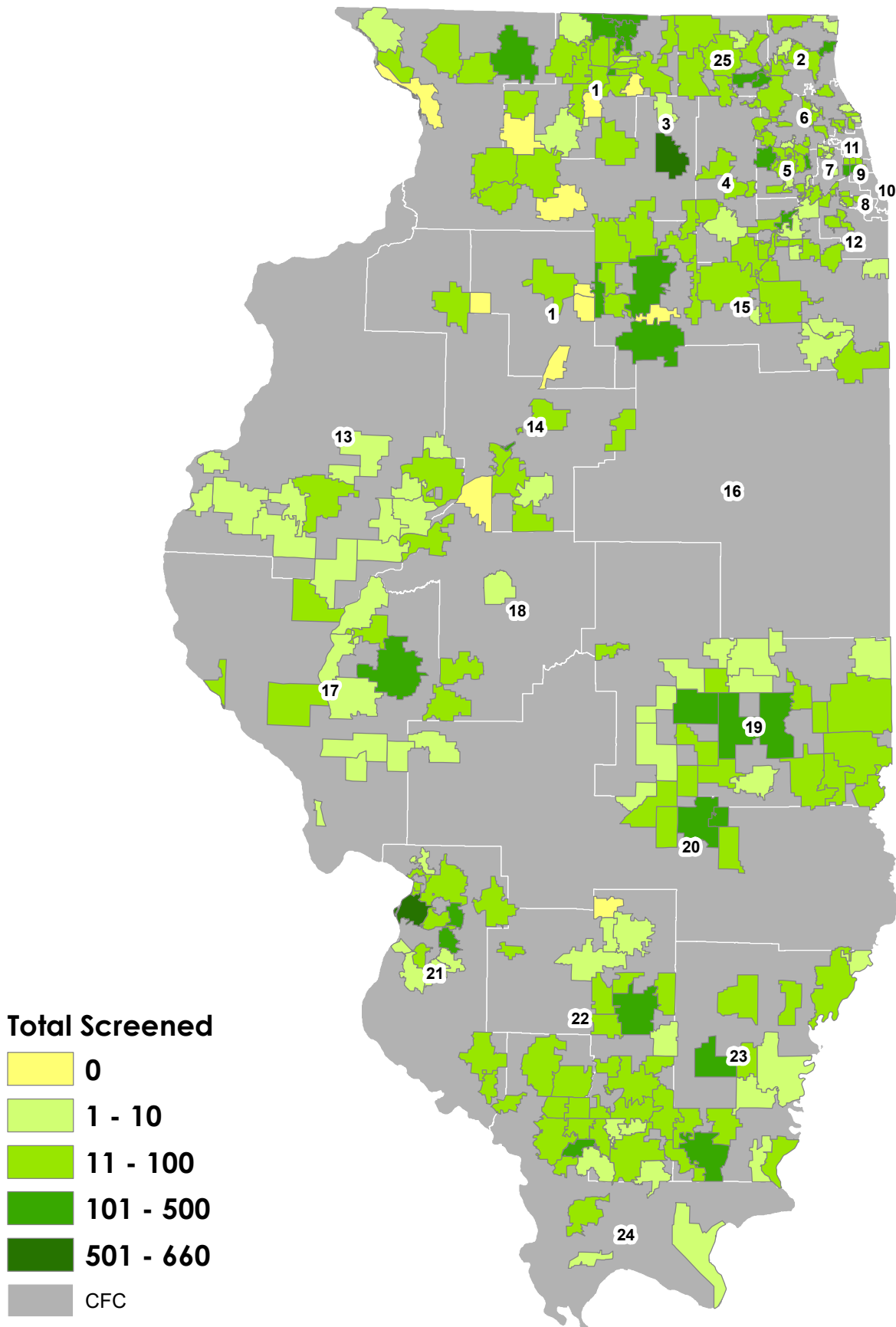
Percent



State average: 25.84%

Child Find Screening FY2019 Q3

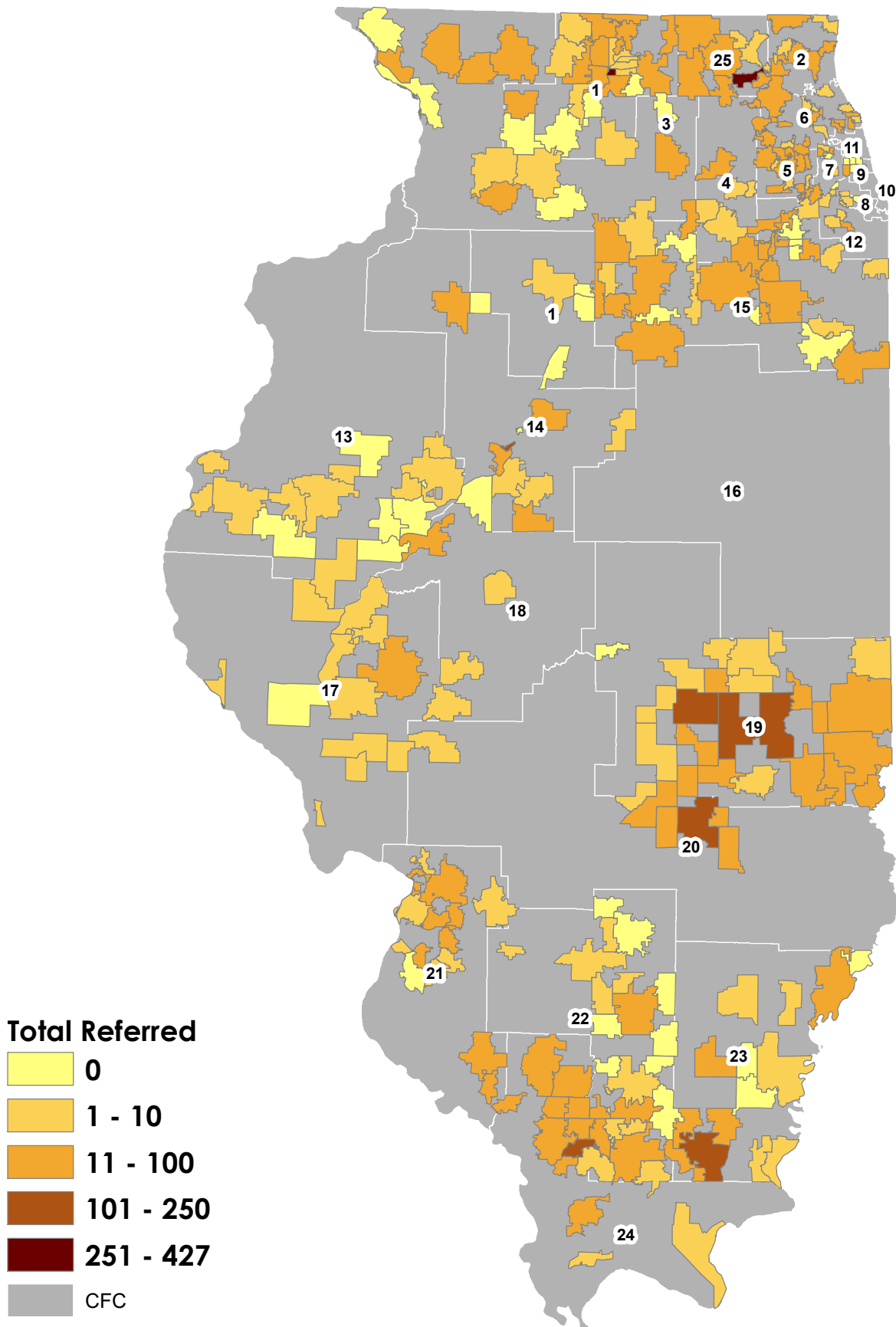
Total children birth to 5 screened by Zip Code



Notes: Data doesn't include children screened by CPS, CHDC, and DCFS as they don't have zip code information.

Child Find Screening FY2019 Q3

Total children birth to 5 referred by Zip Code

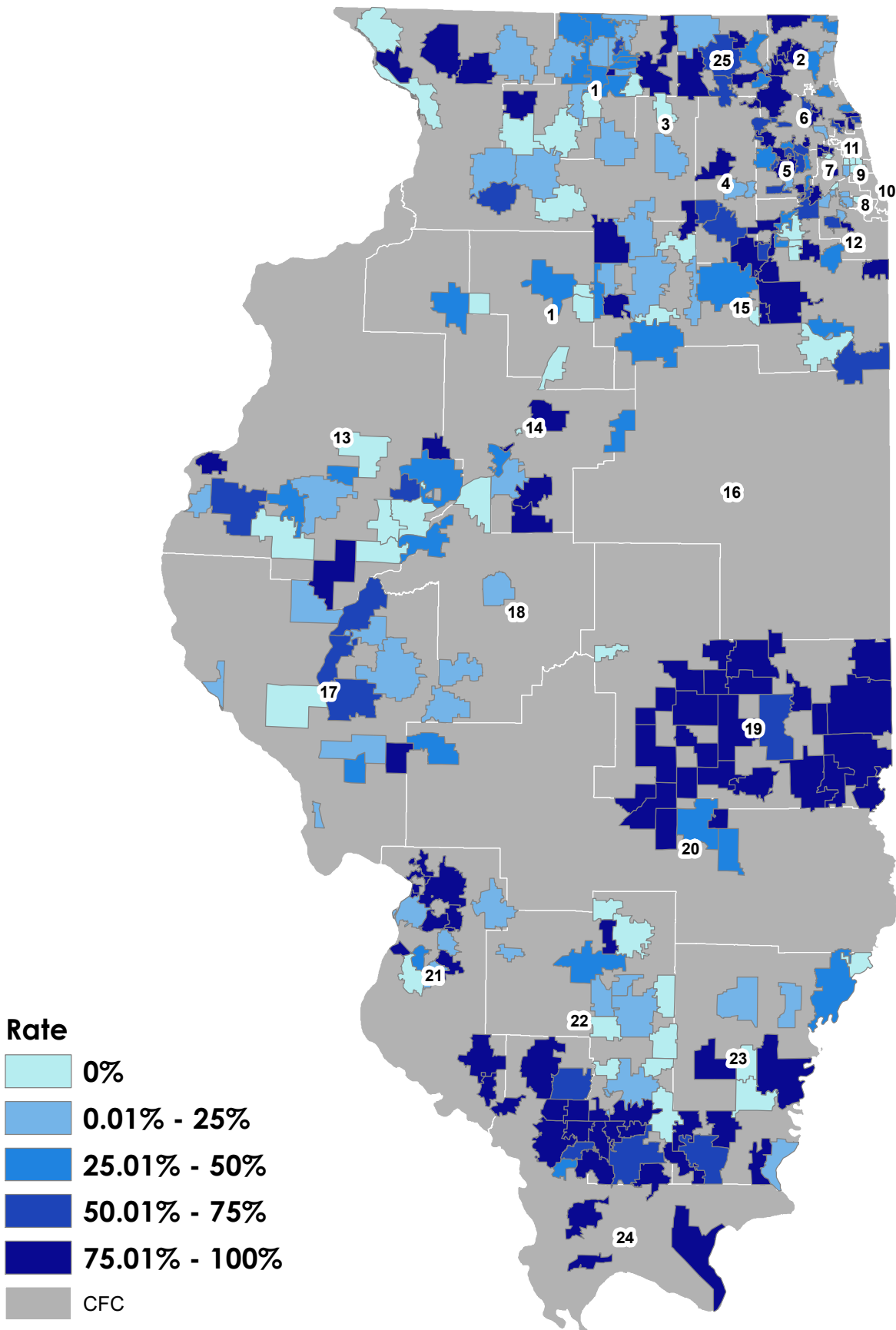


Notes: Data doesn't include children screened by CPS, CHDC, and DCFS as they don't have zip code information.

Child Find Screening FY2019 Q3

Percent of children birth to 5 by Zip Code

(Total referred/Total screened)



Notes: Data doesn't include children screened by CPS, CHDC, and DCFS as they don't have zip code information.

Screenings Reported by CFC/CPS/DCFS and ZIP / FY2019 Q3

Zip Code	Total Screened	Ages (in Months)							Not Referred	Total Referred	Screenings of Children involved with DCFS			# of Children Ages 0 to 3 Referred to										# of Children Ages 3 to 5 Referred to								Sub-Totals	
		0-11	12-23	24-35	36-47	48-60	61+	In Intact Family Services			Children of Teen Wards	In Foster Care	LEA EI	LEA (ECSE)	EHS	PI (center-based)	Child Care Program	HV	Other Services	Multiple Services	Rescreening	LEA (ECSE)	PFA	HS	Child Care Program	HV	Other Services	Multiple Services	Rescreening	Ages 0-35 mos.	Ages 36-61+ mos.		
CFC #01 Child & Family Connections, Access Services of Northern Illinois, 1752 Windsor Rd, Ste 102, PO Box 16390, Loves Park, IL 61132-6390 - Dee Dee Lowery																																	
61008	40	0	0	0	25	15	0	1	39	0	0	0	0	0	0	0	0	0	0	0	7	0	0	0	0	32	1	1	0	40			
61010	60	0	0	4	38	18	0	52	8	1	0	0	0	0	0	0	0	0	0	5	3	0	0	0	0	0	0	4	56				
61012	18	0	0	2	12	4	0	0	18	0	0	0	0	1	0	0	0	0	0	1	0	15	0	0	0	5	5	1	2	16			
61016	0	0	0	0	0	0	0	0	0	0	0	0	0	0	0	0	0	0	0	0	0	0	0	0	0	0	0	0	0				
61024	4	0	0	0	3	1	0	2	2	0	0	1	0	0	0	0	0	0	0	2	0	0	0	0	0	0	0	0	4				
61030	24	0	0	8	9	7	0	0	24	0	0	0	1	0	0	0	7	0	0	0	0	3	0	13	0	0	0	8	16				
61061	1	0	0	0	1	0	0	1	0	0	0	0	0	0	0	0	0	0	0	0	0	0	0	0	0	0	0	0	1				
61063	22	0	0	2	15	5	0	18	4	0	0	0	0	0	0	0	0	0	0	0	0	0	0	0	4	0	0	2	20				
61064	0	0	0	0	0	0	0	0	0	0	0	0	0	0	0	0	0	0	0	0	0	0	0	0	0	0	0	0	0				
61068	30	0	0	0	18	12	0	24	6	0	0	0	0	0	0	0	0	0	0	6	0	0	0	0	0	0	0	0	30				
61072	224	0	0	8	62	90	64	150	74	0	0	2	0	5	0	0	0	0	0	8	59	0	0	0	0	13	15	8	216				
61073	295	0	1	30	85	118	61	238	57	0	0	1	0	2	0	0	0	0	0	25	6	0	0	0	0	0	16	31	264				
61079	12	0	0	0	3	6	3	12	0	0	0	0	0	0	0	0	0	0	0	0	0	0	0	0	0	0	0	0	12				
61080	109	0	0	13	32	46	18	91	18	0	0	0	0	3	0	0	0	0	0	10	0	0	0	0	0	0	4	13	96				
61084	0	0	0	0	0	0	0	0	0	0	0	0	0	0	0	0	0	0	0	0	0	0	0	0	0	0	0	0	0				
61088	22	0	0	0	21	1	0	11	11	0	0	0	0	0	0	0	0	0	0	0	0	0	0	0	11	2	2	0	22				
61101	65	11	8	13	22	10	1	52	13	0	0	3	0	0	0	0	0	0	0	4	0	0	0	0	0	0	3	32	33				
61102	65	8	15	9	28	5	0	46	19	0	0	0	1	0	0	0	0	0	0	12	0	0	0	0	0	0	0	32	33				
61103	19	4	4	11	0	0	0	16	3	0	0	0	1	0	0	0	0	0	0	0	0	0	0	0	0	0	0	19	0				
61104	288	5	15	20	166	69	13	32	256	0	0	4	3	0	0	0	0	2	0	25	236	28	0	0	0	162	111	40	248				
61107	26	3	14	9	0	0	0	16	10	0	0	0	0	0	0	0	0	0	0	0	0	0	0	0	0	0	0	26	0				
61108	57	10	8	8	19	11	1	51	6	0	0	1	0	0	0	0	0	0	0	3	3	0	0	0	0	0	0	26	31				
61109	88	9	11	20	16	31	2	64	24	0	0	0	3	0	0	0	0	0	0	1	21	0	20	0	0	20	10	40	49				
61111	20	4	5	1	6	4	0	12	8	0	0	4	0	0	0	0	0	0	0	0	0	0	0	0	0	0	2	10	10				
61112	0	0	0	0	0	0	0	0	0	0	0	0	0	0	0	0	0	0	0	0	0	0	0	0	0	0	0	0	0				
61114	2	1	1	0	0	0	0	1	1	0	0	0	0	0	0	0	0	0	0	0	0	0	0	0	0	0	0	2	0				
61115	130	10	5	9	70	36	0	46	84	0	0	1	5	0	0	0	0	0	1	15	54	0	0	0	0	0	9	24	106				
61301	1	0	0	0	0	1	0	1	0	0	0	0	0	0	0	0	0	0	0	0	0	0	0	0	0	0	0	0	1				
61310	0	0	0	0	0	0	0	0	0	0	0	0	0	0	0	0	0	0	0	0	0	0	0	0	0	0	0	0	0				
61325	0	0	0	0	0	0	0	0	0	0	0	0	0	0	0	0	0	0	0	0	0	0	0	0	0	0	0	0	0				
61326	0	0	0	0	0	0	0	0	0	0	0	0	0	0	0	0	0	0	0	0	0	0	0	0	0	0	0	0	0				
61345	0	0	0	0	0	0	0	0	0	0	0	0	0	0	0	0	0	0	0	0	0	0	0	0	0	0	0	0	0				
61348	1	0	0	0	0	1	0	0	1	0	0	0	0	0	0	0	0	0	0	0	1	0	0	0	0	0	0	0	1				

Screenings Reported by CFC/CPS/DCFS and ZIP / FY2019 Q3

Zip Code	Total Screened	Screenings of Children involved with DCFS																										# of Children Ages 0 to 3 Referred to										# of Children Ages 3 to 5 Referred to										Sub-Totals	
		Ages (in Months)						Not Referred	Total Referred	In Intact Family Services	Children of Teen Wards	In Foster Care	# of Children Ages 0 to 3 Referred to										# of Children Ages 3 to 5 Referred to										Ages 0-35 mos.	Ages 36-61+ mos.															
		0-11	12-23	24-35	36-47	48-60	61+						EI	LEA (ECSE)	EHS	PI (center-based)	Child Care Program	HV	Other Services	Multiple Services	Rescreening	LEA (ECSE)	PFA	HS	Child Care Program	HV	Other Services	Multiple Services	Rescreening																				
61350	0	0	0	0	0	0	0	0	0	0	0	0	0	0	0	0	0	0	0	0	0	0	0	0	0	0	0	0	0	0	0	0																	
61354	4	0	0	0	2	2	0	4	0	0	0	0	0	0	0	0	0	0	0	0	0	0	0	0	0	0	0	0	0	0	0	4																	
61356	17	4	5	2	5	1	0	9	8	0	0	0	1	0	0	0	0	0	1	0	0	0	0	6	0	0	0	0	0	0	11	6																	
61362	0	0	0	0	0	0	0	0	0	0	0	0	0	0	0	0	0	0	0	0	0	0	0	0	0	0	0	0	0	0	0	0																	
61540	0	0	0	0	0	0	0	0	0	0	0	0	0	0	0	0	0	0	0	0	0	0	0	0	0	0	0	0	0	0	0	0																	
NONE	198	117	55	26	0	0	0	0	0	0	0	0	0	0	0	0	0	0	0	0	0	0	0	0	0	0	0	0	0	198	0																		
TOTAL	1842	186	147	195	658	494	163	950	694	1	0	17	15	11	0	0	7	2	2	0	57	123	404	28	33	0	52	203	174	528	1315																		

CFC #02 Child & Family Connections, Lake County Health Department, 3010 Grand Ave, 2nd Floor, Waukegan, IL 60085 - Donna Musser

60002	34	0	0	1	23	7	3	7	27	0	0	0	0	1	0	0	0	0	0	0	12	17	0	0	0	0	6	0	1	33	
60015	16	0	0	2	10	4	0	8	8	0	0	0	0	2	0	0	0	0	0	0	6	0	0	0	0	0	0	0	2	14	
60030	41	2	13	10	11	5	0	8	33	0	0	0	14	0	0	0	0	0	6	0	3	4	0	0	0	1	0	0	25	16	
60048	47	0	0	0	16	20	11	27	20	0	0	0	0	0	0	0	0	0	0	0	0	0	0	0	0	12	0	8	0	47	
60073	9	0	0	0	6	3	0	1	8	0	0	0	0	0	0	0	0	0	0	0	5	3	5	0	0	0	5	0	0	9	
60084	14	0	0	0	7	6	1	3	11	0	0	0	0	0	0	0	0	0	0	0	0	5	0	0	0	8	1	1	0	14	
60085	412	108	144	160	0	0	0	348	64	0	0	3	46	3	0	0	2	1	9	1	2	0	0	0	0	0	0	0	412	0	
60099	4	0	0	0	3	1	0	2	2	0	0	1	0	0	0	0	0	0	0	0	1	0	0	0	0	1	0	0	0	4	
NONE	463	413	37	8	1	4	0	0	0	0	0	0	0	0	0	0	0	0	0	0	0	0	0	0	0	0	0	0	458	5	
TOTAL	1040	523	194	181	77	50	15	404	173	0	0	4	60	6	0	0	2	1	15	1	8	27	29	5	0	0	22	12	9	898	142

CFC #03 Child & Family Connections, Regional Office of Education for Carroll, Jo Daviess, & Stephenson Co., 27 S State Ave, Ste 101, Freeport, IL 61032 - Angela Hodges

60115	658	328	100	76	90	60	4	573	85	1	0	3	0	4	0	0	0	0	2	2	0	56	64	0	0	0	9	55	5	504	154
60145	9	0	0	1	2	6	0	9	0	0	0	0	0	0	0	0	0	0	0	0	0	0	0	0	0	0	0	0	1	8	
60548	29	0	0	1	23	3	2	1	28	0	0	0	0	1	0	0	0	0	0	0	0	26	0	0	0	1	0	0	1	28	
61021	60	42	5	9	4	0	0	56	4	0	0	0	1	0	0	0	0	2	0	0	1	0	0	0	0	0	0	0	56	4	
61032	184	131	21	5	19	8	0	141	43	1	0	1	2	2	1	0	0	0	0	11	15	0	12	0	0	0	0	0	157	27	
61036	2	1	0	1	0	0	0	2	0	0	0	0	0	0	0	0	0	0	0	0	0	0	0	0	0	0	0	0	2	0	
61041	27	0	0	6	18	3	0	0	27	0	0	0	0	0	0	0	0	0	0	0	0	27	0	0	2	0	0	0	6	21	
61062	20	0	0	5	11	4	0	0	20	0	0	1	0	5	0	0	0	0	0	0	15	0	0	0	0	0	0	0	5	15	
61071	17	0	0	0	10	6	1	5	12	0	0	0	0	0	0	0	0	0	0	2	10	0	0	0	0	0	0	0	0	17	
61074	0	0	0	0	0	0	0	0	0	0	0	0	0	0	0	0	0	0	0	0	0	0	0	0	0	0	0	0	0	0	
61081	54	12	22	13	4	3	0	50	4	0	0	0	0	0	0	0	0	1	0	0	3	0	0	0	0	0	0	0	47	7	

Screenings Reported by CFC/CPS/DCFS and ZIP / FY2019 Q3

Zip Code	Total Screened	Screenings of Children involved with DCFS																												Sub-Totals		
		Ages (in Months)							Not Referred	Total Referred	# of Children Ages 0 to 3 Referred to												# of Children Ages 3 to 5 Referred to								Ages 0-35 mos.	Ages 36-61+ mos.
		0-11	12-23	24-35	36-47	48-60	61+	In Intact Family Services			Children of Teen Wards	In Foster Care	LEA EI	PI (ECSE)	(center-based) EHS	Child Care Program	HV	Other Services	Multiple Services	Rescreening	LEA (ECSE)	PFA	HS	Child Care Program	HV	Other Services	Multiple Services	Rescreening				
61085	23	0	0	5	16	2	0	0	23	0	0	0	0	2	0	0	0	0	0	0	0	21	0	0	0	0	0	0	5	18		
NONE	368	314	28	20	4	2	0	0	0	0	0	0	0	0	0	0	0	0	0	0	0	0	0	0	0	0	0	362	6			
TOTAL	1451	828	176	142	201	97	7	837	246	2	0	5	3	14	1	0	0	0	5	2	11	92	148	12	0	2	10	55	5	1146	305	

CFC #04 Child & Family Connections, DayOne PACT, 1551 E Fabyan Pkwy, Geneva, IL 60134 - Ellana Mavromatis

60110	36	1	0	3	12	20	0	6	30	0	0	0	0	0	0	0	0	0	0	0	6	22	0	0	0	2	0	0	4	32
60119	18	0	1	1	10	4	2	0	18	0	0	0	2	0	0	0	0	0	0	1	14	0	0	0	0	0	1	2	16	
60120	31	4	4	4	9	10	0	14	17	0	0	0	0	0	0	0	0	0	0	0	9	0	0	0	5	0	3	12	19	
60505	19	4	9	6	0	0	0	18	1	0	0	2	1	0	0	0	0	0	0	0	0	0	0	0	0	0	0	19	0	
60506	19	6	5	8	0	0	0	18	1	0	0	0	0	0	0	0	0	0	0	0	0	0	0	0	0	0	0	19	0	
60545	17	0	0	0	11	5	1	8	9	0	0	0	0	0	0	0	0	0	0	3	5	0	0	0	0	0	1	0	17	
60560	10	0	0	0	7	2	1	4	6	0	0	0	0	0	0	0	0	0	0	0	2	0	0	0	0	0	4	0	10	
NONE	607	576	25	4	1	1	0	0	0	0	0	0	0	0	0	0	0	0	0	0	0	0	0	0	0	0	0	605	2	
TOTAL	757	591	44	26	50	42	4	68	82	0	0	2	3	0	0	0	0	0	0	1	23	38	0	0	0	7	0	9	661	96

CFC #05 Child & Family Connections, DayOne PACT, 750 Warrenville Rd, Ste 300, Lisle, IL 60532 - Marianne McGuire

60101	24	0	0	2	12	10	0	9	15	0	0	0	0	0	0	0	0	0	0	5	13	0	0	0	0	3	0	2	22		
60103	31	0	0	0	24	7	0	6	25	0	0	0	0	0	0	0	0	0	0	0	18	0	0	0	3	0	4	0	31		
60108	7	0	0	1	4	2	0	4	3	0	0	0	0	0	0	0	0	0	1	0	0	0	0	0	0	2	1	6			
60137	70	7	4	15	28	14	2	11	59	0	0	0	7	6	0	0	1	0	12	4	1	21	15	0	0	0	2	1	0	26	44
60139	97	2	2	4	48	40	1	36	61	0	0	0	0	4	0	0	0	0	0	0	7	44	0	0	0	0	0	6	8	89	
60148	41	0	6	5	22	7	1	11	30	0	0	0	1	0	0	0	0	0	10	1	0	9	9	0	0	0	0	0	2	11	30
60157	7	0	0	0	4	3	0	0	7	0	0	0	0	0	0	0	0	0	0	0	1	6	0	0	0	0	0	0	0	7	
60181	107	7	18	19	30	30	3	61	46	0	0	0	25	3	0	0	0	0	0	0	18	0	0	0	0	0	0	0	44	63	
60185	180	23	32	56	54	14	1	104	76	0	0	0	1	16	2	0	0	0	0	0	0	41	12	0	0	0	0	3	111	69	
60187	82	0	2	19	31	22	5	13	69	0	0	0	8	5	0	0	0	0	0	0	23	0	1	0	0	0	0	23	21	58	
60188	28	0	0	5	18	5	0	4	24	0	0	0	0	2	0	0	0	0	0	3	5	3	0	0	0	0	10	1	5	23	
60189	2	2	0	0	0	0	0	0	2	0	0	0	0	0	0	0	0	2	0	0	0	0	0	0	0	0	0	2	0	0	
60190	12	0	0	0	10	2	0	4	8	0	0	0	0	0	0	0	0	0	0	6	2	0	0	0	0	0	0	0	0	12	
60191	12	0	0	0	11	1	0	0	12	0	0	0	0	0	0	0	0	0	0	1	11	0	0	0	0	0	0	0	0	12	
60439	1	0	0	0	0	1	0	0	1	0	0	0	0	0	0	0	0	0	0	1	0	0	0	0	0	0	0	0	0	1	
60516	31	0	0	6	20	5	0	7	24	0	0	0	0	0	0	2	4	0	0	0	2	14	0	0	0	2	0	0	6	25	

Screenings Reported by CFC/CPS/DCFS and ZIP / FY2019 Q3

Zip Code	Total Screened	Ages (in Months)						Not Referred	Total Referred	Screenings of Children involved with DCFS			# of Children Ages 0 to 3 Referred to										# of Children Ages 3 to 5 Referred to							Sub-Totals	
		0-11	12-23	24-35	36-47	48-60	61+			In Intact Family Services	Children of Teen Wards	In Foster Care	EI	LEA (ECSE)	EHS	PI (center-based)	Child Care Program	HV	Other Services	Multiple Services	Rescreening	LEA (ECSE)	PFA	HS	Child Care Program	HV	Other Services	Multiple Services	Rescreening	Ages 0-35 mos.	Ages 36-61+ mos.
60527	31	0	0	0	21	10	0	0	31	0	0	1	0	0	0	0	0	0	0	0	0	0	0	15	0	0	16	2	2	0	31
60532	4	0	0	0	3	1	0	3	1	0	0	0	0	0	0	0	0	0	0	0	0	1	0	0	0	0	0	0	0	0	4
60540	58	6	9	7	20	13	3	19	39	0	0	0	2	0	0	0	0	17	0	0	0	12	5	0	1	0	1	0	1	22	36
60559	7	0	0	0	3	3	1	5	2	0	0	0	0	0	0	0	0	0	0	0	0	1	0	0	0	0	0	0	1	0	7
60561	28	0	0	0	22	6	0	7	21	0	0	0	0	0	0	0	0	0	0	0	0	6	14	0	0	0	1	0	0	0	28
NONE	530	503	21	4	2	0	0	0	0	0	0	0	0	0	0	0	0	0	0	0	0	0	0	0	0	0	0	0	0	528	2
TOTAL	1390	550	94	143	387	196	17	304	556	0	0	1	44	36	2	2	5	17	24	8	12	119	195	28	1	0	25	16	45	787	600

CFC #06 Child & Family Connections, Clearbrook, 1835 W Central Rd, Arlington Heights, IL 60005 - Jason Tietz

60004	17	0	0	4	7	6	0	8	9	0	0	0	0	4	0	0	0	0	0	0	0	5	0	0	0	0	0	0	0	4	13
60010	52	0	0	2	34	15	1	7	45	0	0	0	0	0	0	0	0	0	0	0	1	2	40	0	0	0	0	0	2	2	50
60018	19	0	0	2	13	2	2	18	1	0	0	0	0	0	0	0	0	0	0	0	1	0	0	0	0	0	0	0	2	17	
60053	15	0	0	1	6	8	0	3	12	0	0	0	0	0	0	0	0	1	0	0	1	10	0	0	0	0	0	0	1	14	
60056	45	0	0	5	17	18	5	7	38	0	0	0	0	3	0	0	0	0	0	0	0	17	13	0	0	0	2	0	3	5	40
60070	9	0	1	0	7	1	0	2	7	0	0	0	0	1	0	0	0	0	0	0	0	2	4	0	0	0	0	0	0	1	8
60076	13	0	0	2	5	6	0	2	11	0	0	0	0	0	0	0	0	0	0	0	2	4	4	0	0	0	1	0	0	2	11
60091	21	0	0	3	11	5	2	3	18	0	0	0	0	2	0	0	0	0	0	0	0	15	0	0	0	0	0	0	1	3	18
60093	8	0	0	0	2	3	3	5	3	0	0	0	0	0	0	0	0	0	0	0	0	0	0	0	0	0	0	0	3	0	8
60194	99	6	2	6	68	14	3	49	50	0	0	0	4	0	0	0	0	5	0	0	0	0	29	0	0	0	18	0	0	14	85
60201	7	0	0	0	3	4	0	3	4	0	0	0	0	0	0	0	0	0	0	0	3	0	0	0	0	0	1	0	0	0	7
60714	76	0	0	18	29	23	6	30	46	0	0	1	0	12	0	0	0	0	0	0	3	21	0	0	0	0	0	0	10	18	58
TOTAL	381	6	3	43	202	105	22	137	244	0	0	1	4	22	0	0	0	5	1	0	6	71	100	0	0	0	22	0	19	52	329

CFC #07 Child & Family Connections, Suburban Access, Inc, One Westbrook Corporate Ctr, Ste 640, Westchester, IL 60154 - JoAnn Alferink

60131	2	0	0	1	0	1	0	0	2	0	0	0	0	1	0	0	0	0	0	0	0	1	0	0	0	0	0	0	0	1	1
60160	2	1	0	1	0	0	0	2	0	0	0	0	0	0	0	0	0	0	0	0	0	0	0	0	0	0	0	0	2	0	
60164	75	0	0	19	28	13	0	0	75	0	0	0	0	0	0	0	0	24	0	0	0	51	0	0	0	0	0	0	19	41	
60171	26	0	0	4	12	6	4	0	26	0	0	0	0	3	0	0	0	0	0	0	1	0	15	0	0	0	3	0	4	22	
60546	5	0	0	0	1	3	1	0	5	0	0	0	0	0	0	0	0	0	0	0	5	0	0	0	0	0	0	0	0	5	
60608	22	19	3	0	0	0	0	0	0	0	0	0	0	0	0	0	0	0	0	0	0	0	0	0	0	0	0	0	22	0	
60612	21	16	5	0	0	0	0	0	0	0	0	0	0	0	0	0	0	0	0	0	0	0	0	0	0	0	0	0	21	0	
60623	116	114	2	0	0	0	0	0	0	0	0	0	0	0	0	0	0	0	0	0	0	0	0	0	0	0	0	0	116	0	

Screenings Reported by CFC/CPS/DCFS and ZIP / FY2019 Q3

Zip Code	Total Screened	Screenings of Children involved with DCFS																												Sub-Totals		
		Ages (in Months)							Not Referred	Total Referred	# of Children Ages 0 to 3 Referred to												# of Children Ages 3 to 5 Referred to								Ages 0-35 mos.	Ages 36-61+ mos.
		0-11	12-23	24-35	36-47	48-60	61+	In Intact Family Services			Children of Teen Wards	In Foster Care	LEA EI	PI (ECSE)	(center-based) EHS	Child Care Program	HV	Other Services	Multiple Services	Rescreening	LEA (ECSE)	PFA	HS	Child Care Program	HV	Other Services	Multiple Services	Rescreening				
60624	43	43	0	0	0	0	0	0	0	0	0	0	0	0	0	0	0	0	0	0	0	0	0	0	0	0	0	0	43	0		
60804	164	87	26	25	13	13	0	58	31	0	0	0	5	1	0	0	0	1	0	0	0	5	17	0	0	0	0	0	138	26		
TOTAL	476	280	36	50	54	36	5	60	139	0	0	0	5	5	0	0	0	1	24	0	1	11	83	0	0	0	3	0	0	366	95	

CFC #08 Child & Family Connections, Easter Seals of Metropolitan Chicago, 9455 S Hoyne Ave, Chicago, IL 60643 - Marlene Stroube

60805	0	0	0	0	0	0	0	0	0	0	0	0	0	0	0	0	0	0	0	0	0	0	0	0	0	0	0	0	0	0	0
TOTAL	0	0	0	0	0	0	0	0	0	0	0	0	0	0	0	0	0	0	0	0	0	0	0	0	0	0	0	0	0	0	0

CFC #09 Child & Family Connections, Hektoen Institute for Medical Research, LLC, 5422 W Roosevelt Rd, Chicago, IL 60644 - Grace Ortiz

60644	58	52	5	1	0	0	0	0	0	0	0	0	0	0	0	0	0	0	0	0	0	0	0	0	0	0	0	0	0	0	58	0
TOTAL	58	52	5	1	0	0	0	0	0	0	0	0	0	0	0	0	0	0	0	0	0	0	0	0	0	0	0	0	0	0	58	0

CFC #12 Child & Family Connections, Easter Seals of Metropolitan Chicago, 17300 S Ozark Ave - North Bldg, Tinley Park, IL 60477 - Peter Byrne

60439	8	0	0	2	3	2	1	3	5	0	0	0	0	2	0	0	0	0	0	0	3	0	0	0	0	0	0	0	2	6	
60452	27	6	6	6	7	2	0	1	26	0	0	0	0	0	0	0	18	0	0	0	0	8	0	0	0	0	0	0	18	9	
60453	35	0	0	0	25	10	0	31	4	0	0	0	0	0	0	0	0	0	0	0	0	0	0	0	0	0	0	0	35		
60458	28	0	0	0	11	17	0	24	4	0	0	0	0	0	0	0	0	0	0	0	0	0	0	0	0	4	0	0	28		
60459	14	0	0	0	10	4	0	12	2	0	0	0	0	0	0	0	0	0	0	0	0	0	0	0	0	0	0	0	14		
60462	17	0	0	0	12	5	0	8	9	0	0	0	0	0	0	0	0	0	0	0	0	0	0	0	0	4	0	5	17		
60463	27	0	0	0	19	8	0	26	1	0	0	0	0	0	0	0	0	0	0	1	0	0	0	0	0	0	0	0	27		
60480	18	0	0	0	0	7	11	15	3	0	0	0	0	0	0	0	0	0	0	0	0	0	0	0	0	1	0	2	18		
60501	27	0	0	0	7	9	11	27	0	0	0	0	0	0	0	0	0	0	0	0	0	0	0	0	0	0	0	0	27		
60805	74	0	0	0	20	34	20	74	0	0	0	0	0	0	0	0	0	0	0	0	0	0	0	0	0	0	0	0	74		
TOTAL	275	6	6	8	114	98	43	221	54	0	0	0	0	2	0	0	0	18	0	0	0	4	8	0	0	0	9	0	7	20	255

CFC #13 Child & Family Connections, Regional Office of Education #26, 130 S Lafayette St, Ste 200, Macomb, IL 61455 - Chuck Farr

61415	2	1	0	1	0	0	0	2	0	0	0	2	0	0	0	0	0	0	0	0	0	0	0	0	0	0	0	0	2	0
61422	8	3	2	2	1	0	0	5	3	0	0	0	0	0	0	0	0	0	0	0	3	0	0	0	0	0	0	0	7	1
61427	3	1	0	2	0	0	0	1	2	0	0	0	0	0	0	0	0	0	0	0	2	0	0	0	0	0	0	0	3	0
61431	1	0	1	0	0	0	0	1	0	0	0	1	0	0	0	0	0	0	0	0	0	0	0	0	0	0	0	0	1	0
61441	1	0	1	0	0	0	0	1	0	0	0	0	0	0	0	0	0	0	0	0	0	0	0	0	0	0	0	0	1	0

Screenings Reported by CFC/CPS/DCFS and ZIP / FY2019 Q3

Zip Code	Total Screened	Ages (in Months)						Not Referred	Total Referred	Screenings of Children involved with DCFS			# of Children Ages 0 to 3 Referred to										# of Children Ages 3 to 5 Referred to								Sub-Totals	
										In Intact Family Services	Children of Teen Wards	In Foster Care	LEA EI	LEA (ECSE)	EHS	PI (center-based)	Child Care Program	HV	Other Services	Multiple Services	Rescreening	LEA (ECSE)	PFA	HS	Child Care Program	HV	Other Services	Multiple Services	Rescreening	Ages 0-35 mos.	Ages 36-61+ mos.	
		0-11	12-23	24-35	36-47	48-60	61+																									
61455	15	7	4	3	1	0	0	12	3	0	0	0	0	0	0	0	0	0	0	0	0	3	0	0	0	0	0	0	14	1		
61501	1	1	0	0	0	0	0	1	0	0	0	0	0	0	0	0	0	0	0	0	0	0	0	0	0	0	0	1	0			
61520	12	3	6	3	0	0	0	7	5	3	0	1	0	0	0	0	1	0	0	0	1	0	3	0	0	0	0	0	12	0		
61531	1	0	0	1	0	0	0	0	1	0	0	0	1	0	0	0	0	0	0	0	0	0	0	0	0	0	0	1	0			
61542	5	2	2	1	0	0	0	5	0	0	0	1	0	0	0	0	0	0	0	0	0	0	0	0	0	0	0	5	0			
61563	4	0	4	0	0	0	0	4	0	0	0	0	0	0	0	0	0	0	0	0	0	0	0	0	0	0	0	4	0			
62321	3	2	0	1	0	0	0	1	2	0	0	0	0	0	0	0	1	0	0	0	0	1	0	0	0	0	0	3	0			
62326	3	1	1	0	1	0	0	2	1	0	0	0	0	0	0	0	0	0	0	0	0	1	0	0	0	0	0	2	1			
62341	4	1	2	1	0	0	0	3	1	0	0	0	0	0	0	0	0	0	0	0	0	1	0	0	0	0	0	4	0			
62358	2	0	0	2	0	0	0	0	2	0	0	0	0	0	0	0	0	0	0	0	0	2	0	0	0	0	0	2	0			
62367	1	0	0	1	0	0	0	1	0	0	0	0	0	0	0	0	0	0	0	0	0	0	0	0	0	0	0	1	0			
62681	4	0	0	3	1	0	0	0	4	0	0	1	0	1	0	0	0	1	0	0	0	2	0	0	0	0	0	3	1			
NONE	393	351	24	14	1	3	0	0	0	0	0	0	0	0	0	0	0	0	0	0	0	0	0	0	0	0	0	389	4			
TOTAL	463	373	47	35	5	3	0	46	24	3	0	6	1	1	0	0	0	2	1	0	1	0	18	0	0	0	0	0	455	8		

CFC #14 Child & Family Connections, 3000 W Rohmann Ave, , West Peoria, IL 61604 - Michelle Harr

61443	69	0	0	24	37	8	0	36	33	0	0	0	0	0	0	0	0	0	0	14	0	0	0	0	0	0	0	19	24	45	
61548	23	0	0	3	13	5	2	1	22	0	0	0	0	1	0	0	0	0	2	0	0	2	14	0	0	0	3	0	3	20	
61554	22	7	9	6	0	0	0	21	1	0	0	0	1	0	0	0	0	0	0	0	0	0	0	0	0	0	0	22	0		
61568	5	0	0	5	0	0	0	0	5	0	0	0	5	0	0	0	0	0	0	0	0	0	0	0	0	0	0	5	0		
61605	126	0	0	22	73	27	4	1	125	4	0	8	0	1	0	13	0	0	0	0	7	11	90	0	0	0	0	3	22	104	
61607	97	0	0	9	61	24	3	61	36	0	0	0	0	0	0	0	0	1	1	1	0	0	0	0	0	0	13	18	4	9	88
61616	47	9	11	18	8	0	1	47	0	0	0	0	0	0	0	0	0	0	0	0	0	0	0	0	0	0	0	38	9		
61734	14	0	0	2	9	1	2	2	12	0	0	1	0	0	0	0	0	0	0	0	0	10	0	0	0	0	0	5	2	12	
61738	19	0	0	0	15	4	0	11	8	0	0	0	0	0	0	0	0	0	0	0	0	12	0	0	0	1	0	1	0	19	
NONE	321	225	61	28	5	2	0	0	0	0	0	0	0	0	0	0	0	0	0	0	0	0	0	0	0	0	0	314	7		
TOTAL	743	241	81	117	221	71	12	180	242	4	0	9	6	2	0	13	0	0	3	1	22	13	126	0	0	0	17	18	32	439	304

CFC #15 Child & Family Connections, Services of Will, Grundy, & Kankakee Counties, Inc., 2300 Glenwood Ave, Joliet, IL 60435 - Rachel Cimino

60404	29	0	0	3	15	11	0	11	18	0	0	0	0	0	0	0	0	0	0	0	2	15	0	0	0	1	0	0	3	26
60407	5	0	3	1	1	0	0	5	0	0	0	0	0	0	0	0	0	0	0	0	0	0	0	0	0	0	0	0	4	1
60408	20	1	0	1	15	3	0	0	20	0	0	0	0	1	0	0	0	0	0	0	7	12	0	0	0	0	0	0	2	18

Screenings Reported by CFC/CPS/DCFS and ZIP / FY2019 Q3

Zip Code	Total Screened	Ages (in Months)						Not Referred	Total Referred	Screenings of Children involved with DCFS			# of Children Ages 0 to 3 Referred to										# of Children Ages 3 to 5 Referred to								Sub-Totals	
										In Intact Family Services	Children of Teen Wards	In Foster Care	LEA EI	LEA (ECSE)	EHS	PI (center-based)	Child Care Program	HV	Other Services	Multiple Services	Rescreening	LEA (ECSE)	PFA	HS	Child Care Program	HV	Other Services	Multiple Services	Rescreening	Ages 0-35 mos.	Ages 36-61+ mos.	
		0-11	12-23	24-35	36-47	48-60	61+																									
60410	22	0	0	6	9	7	0	2	20	0	0	0	1	2	0	0	0	0	0	0	0	0	5	12	0	0	0	0	0	0	6	16
60415	9	4	3	2	0	0	0	8	1	0	0	0	1	0	0	0	0	0	0	0	0	0	0	0	0	0	0	0	0	9	0	
60417	9	0	0	0	5	4	0	0	9	0	0	0	0	0	0	0	0	0	0	0	0	2	7	0	0	0	0	0	0	0	9	
60423	21	0	0	0	13	8	0	11	10	0	0	0	0	0	0	0	0	0	0	0	0	0	10	0	0	0	0	0	0	0	21	
60431	40	0	1	1	29	6	3	2	38	0	0	0	1	0	0	0	0	0	0	0	0	8	18	0	0	0	10	0	1	2	38	
60432	23	11	11	1	0	0	0	23	0	0	0	0	0	0	0	0	0	0	0	0	0	0	0	0	0	0	0	0	0	23	0	
60433	1	0	1	0	0	0	0	1	0	0	0	0	0	0	0	0	0	0	0	0	0	0	0	0	0	0	0	0	0	1	0	
60435	71	25	18	25	3	0	0	52	19	0	0	0	17	0	0	0	0	0	0	0	1	0	0	0	1	0	0	0	0	68	3	
60441	1	0	1	0	0	0	0	1	0	0	0	0	0	0	0	0	0	0	0	0	0	0	0	0	0	0	0	0	0	1	0	
60446	170	0	0	0	95	74	1	88	82	0	0	0	0	0	0	0	0	0	0	0	0	13	20	0	0	0	0	0	49	0	170	
60447	49	2	1	1	35	8	2	1	48	0	0	0	3	0	0	0	0	0	0	0	0	12	31	0	0	0	0	0	2	4	45	
60450	44	7	11	8	14	4	0	23	21	0	0	0	4	0	0	0	0	0	0	0	5	9	0	0	0	1	0	2	26	18		
60451	32	0	0	0	19	11	2	0	32	0	0	0	0	0	0	0	0	0	0	0	13	0	0	18	0	0	0	1	0	32		
60481	22	2	2	4	11	3	0	1	21	0	0	0	1	2	0	0	0	0	0	0	2	16	0	0	0	0	0	0	8	14		
60518	23	0	2	1	9	7	4	18	5	0	0	0	1	0	0	0	0	0	0	0	1	1	0	0	0	2	0	0	3	20		
60544	84	0	0	43	15	22	4	1	83	0	0	0	0	0	0	0	0	0	0	0	62	21	0	0	0	0	0	0	43	41		
60551	26	0	0	0	3	15	8	26	0	0	0	0	0	0	0	0	0	0	0	0	0	0	0	0	0	0	0	0	0	26		
60901	10	5	2	3	0	0	0	10	0	0	0	0	0	0	0	0	0	0	0	0	0	0	0	0	0	0	0	0	10	0		
60914	3	0	2	1	0	0	0	2	1	0	0	0	1	0	0	0	0	0	0	0	0	0	0	0	0	0	0	0	3	0		
60915	24	6	8	9	1	0	0	21	3	0	0	0	3	0	0	0	0	0	0	0	0	0	0	0	0	0	0	0	23	1		
60964	21	0	0	12	8	1	0	6	15	0	0	0	0	0	0	0	0	0	0	0	2	13	0	0	0	0	0	0	12	9		
61301	64	0	0	2	23	32	7	62	2	0	0	0	0	0	0	0	0	0	0	0	1	0	0	0	0	0	0	1	2	62		
61342	14	0	0	1	11	2	0	3	11	0	0	0	0	0	0	0	0	0	0	0	1	10	0	0	0	0	0	0	1	13		
61348	40	0	0	0	34	4	2	5	35	0	0	0	0	0	0	0	0	0	0	0	0	30	0	0	0	3	1	3	0	40		
61350	196	8	3	15	57	81	32	155	41	0	0	0	1	0	0	0	0	0	0	0	2	24	0	0	0	6	0	8	26	170		
61354	110	0	0	6	34	56	14	71	39	0	0	0	1	0	0	0	0	0	0	0	3	26	0	0	0	5	0	4	6	104		
61360	70	0	0	1	25	35	9	64	6	0	0	0	0	0	0	0	0	0	0	0	0	4	0	0	0	2	0	0	1	69		
61364	118	1	5	7	42	46	17	85	33	0	0	0	4	0	0	0	0	0	0	0	6	11	0	0	0	7	0	5	13	105		
NONE	452	356	58	24	8	6	0	0	0	0	0	0	0	0	0	0	0	0	0	0	0	0	0	0	0	0	0	0	438	14		
TOTAL	1823	428	132	178	534	446	105	758	613	0	0	0	39	5	0	0	0	0	0	0	1	147	290	0	19	0	37	1	76	738	1085	

CFC #16 Child & Family Connections, 201 W Springfield Ave, Ste 508 & 509, , Champaign, IL 61820 - Chris Johnson

NONE	508	417	52	30	6	3	0	0	0	0	0	0	0	0	0	0	0	0	0	0	0	0	0	0	0	0	0	0	499	9
------	-----	-----	----	----	---	---	---	---	---	---	---	---	---	---	---	---	---	---	---	---	---	---	---	---	---	---	---	---	-----	---

Screenings Reported by CFC/CPS/DCFS and ZIP / FY2019 Q3

Zip Code	Total Screened	Ages (in Months)							Not Referred	Total Referred	Screenings of Children involved with DCFS			# of Children Ages 0 to 3 Referred to										# of Children Ages 3 to 5 Referred to								Sub-Totals	
		0-11	12-23	24-35	36-47	48-60	61+	In Intact Family Services			Children of Teen Wards	In Foster Care	LEA EI	LEA (ECSE)	EHS	PI (center-based)	Child Care Program	HV	Other Services	Multiple Services	Rescreening	LEA (ECSE)	PFA	HS	Child Care Program	HV	Other Services	Multiple Services	Rescreening	Ages 0-35 mos.	Ages 36-61+ mos.		
TOTAL	508	417	52	30	6	3	0	0	0	0	0	0	0	0	0	0	0	0	0	0	0	0	0	0	0	0	0	0	0	499	9		
CFC #17 Child & Family Connections, ROE of Adams/Pike Counties, 510 Maine St, Ste 615, Quincy, IL 62301 - Michelle Schwanke																																	
62016	2	0	0	0	2	0	0	1	1	0	0	0	0	0	0	0	0	0	0	0	0	0	0	0	0	0	0	0	1	0	2		
62044	6	0	0	1	4	1	0	1	5	0	0	0	0	0	0	0	0	0	0	0	1	1	0	0	0	0	0	0	3	1	5		
62047	4	0	0	1	2	1	0	3	1	0	0	0	0	0	0	0	0	0	0	1	0	0	0	0	0	0	0	0	1	3	3		
62092	6	0	0	0	2	4	0	5	1	0	0	1	0	0	0	0	0	0	0	0	0	0	0	0	0	0	0	1	0	6	6		
62345	41	8	7	17	4	5	0	39	2	0	0	0	0	0	0	0	0	0	0	0	1	0	0	0	0	0	0	1	32	9	9		
62353	17	2	5	8	1	1	0	16	1	0	0	0	0	0	0	0	0	0	0	0	0	0	0	0	0	0	1	15	2	2			
62363	14	0	0	0	4	7	3	14	0	0	0	0	0	0	0	0	0	0	0	0	0	0	0	0	0	0	0	0	0	14	14		
62611	13	0	0	0	3	8	2	12	1	0	0	0	0	0	0	0	0	0	0	0	0	0	0	0	0	0	1	0	13	13			
62618	7	0	0	0	4	2	1	2	5	1	0	0	0	0	0	0	0	0	0	0	0	0	0	0	0	0	5	0	7	7			
62650	194	0	0	13	97	66	17	156	38	4	0	4	0	0	0	0	0	0	0	3	3	0	0	0	0	0	0	32	13	180	180		
62665	3	0	0	0	0	3	0	1	2	0	0	0	0	0	0	0	0	0	0	0	1	0	0	0	0	0	0	1	0	3	3		
62692	23	0	0	1	9	8	5	18	5	0	0	0	0	0	0	0	0	0	0	1	0	0	0	0	0	0	0	4	1	22	22		
62694	4	0	0	0	2	0	2	1	3	0	0	0	0	0	0	0	0	0	0	0	0	0	0	0	0	0	0	3	0	4	4		
NONE	236	188	23	18	5	2	0	0	0	0	0	0	0	0	0	0	0	0	0	0	0	0	0	0	0	0	0	0	229	7	7		
TOTAL	570	198	35	59	139	108	30	269	65	5	0	5	0	0	0	0	0	0	0	6	6	0	0	0	0	0	0	53	292	277	277		
CFC #18 Child & Family Connections, Sangamon Co. Public Health Department, 2833 S Grand Ave, E, Springfield, IL 62703 - Lisa McGlothlin																																	
61546	0	0	0	0	0	0	0	0	0	0	0	0	0	0	0	0	0	0	0	0	0	0	0	0	0	0	0	0	0	0	0		
62642	10	2	3	6	0	0	0	8	2	0	0	0	2	0	0	0	0	0	0	0	0	0	0	0	0	0	0	0	11	0	0		
62644	34	4	1	12	13	4	0	17	17	0	0	0	0	0	0	0	0	0	0	0	17	0	0	0	4	5	3	17	17	17			
62670	43	0	0	14	23	6	0	42	1	0	0	0	0	0	0	0	8	0	3	0	43	0	0	0	0	0	2	14	29	29			
NONE	314	266	28	18	1	1	0	0	0	0	0	0	0	0	0	0	0	0	0	0	0	0	0	0	0	0	0	312	2	2			
TOTAL	401	272	32	50	37	11	0	67	20	0	0	0	2	0	0	0	0	8	0	3	0	60	0	0	0	4	5	5	354	48	48		
CFC #19 Child & Family Connections, Macon Co. Community Mental Health Board, 132 S Water St, Ste 604, Decatur, IL 62523 - Debbie Floyd																																	
61910	4	0	0	1	2	1	0	0	4	0	0	0	0	1	0	0	0	0	0	0	3	0	0	0	0	0	0	1	3	3	3		
61911	37	0	3	5	14	3	12	3	34	0	0	0	0	0	0	0	4	0	0	1	29	0	0	0	2	2	0	8	29	29			
61913	2	0	0	2	0	0	0	0	2	0	0	0	0	0	0	0	1	1	0	0	1	0	0	0	0	0	0	2	0	0			
61914	3	0	0	0	1	1	1	0	3	0	0	0	0	0	0	0	0	0	0	0	3	0	0	0	1	1	0	0	3	3			

Screenings Reported by CFC/CPS/DCFS and ZIP / FY2019 Q3

Zip Code	Total Screened	Ages (in Months)							Not Referred	Total Referred	Screenings of Children involved with DCFS			# of Children Ages 0 to 3 Referred to										# of Children Ages 3 to 5 Referred to								Sub-Totals																																																																																																																																																																																																																																																																																																																																																																																																																																																																																																																																																																																																																																																																																																																																																																																																																																																																																																																																																																																																																																																																																																																																																																																																																																																																																									
											In Intact Family Services	Children of Teen Wards	In Foster Care	PI (center-based)	Child Care Program	HV	Other Services	Multiple Services	Rescreening	LEA (ECSE)	PFA	HS	Child Care Program	HV	Other Services	Multiple Services	Rescreening	Ages 0-35 mos.	Ages 36-61+ mos.																																																																																																																																																																																																																																																																																																																																																																																																																																																																																																																																																																																																																																																																																																																																																																																																																																																																																																																																																																																																																																																																																																																																																																																																																																																																																												
		0-11	12-23	24-35	36-47	48-60	61+	El			LEA (ECSE)	EHS																																																																																																																																																																																																																																																																																																																																																																																																																																																																																																																																																																																																																																																																																																																																																																																																																																																																																																																																																																																																																																																																																																																																																																																																																																																																																																													</

CFC #20 Child & Family Connections, Community Support Systems, 1901 S 4th St, Ste 209, Effingham, IL 62401 - Rita Wahl

62401	295	0	1	23	68	48	155	158	137	0	0	0	4	4	0	0	0	0	15	0	0	1	67	43	0	0	3	3	2	24	271
62411	97	0	2	22	24	12	37	8	89	0	0	0	3	3	0	0	0	0	10	0	1	17	54	0	0	0	0	0	0	24	73
62414	16	0	1	8	5	0	2	0	16	0	0	0	1	1	0	0	0	0	4	0	1	1	8	0	0	0	0	0	0	9	7
62424	98	0	4	10	21	13	49	54	44	0	0	0	1	2	0	0	0	0	8	0	0	8	26	0	0	0	1	1	0	14	83
62467	110	1	9	22	47	20	11	16	94	0	0	0	1	2	0	0	0	0	21	0	0	2	66	1	0	0	1	0	0	32	78
62674	5	0	0	0	4	1	0	3	2	0	0	0	0	0	0	0	0	0	0	0	0	0	0	0	0	0	0	0	2	0	5

Screenings Reported by CFC/CPS/DCFS and ZIP / FY2019 Q3

Zip Code	Total Screened	Ages (in Months)							Not Referred	Total Referred	Screenings of Children involved with DCFS			# of Children Ages 0 to 3 Referred to								# of Children Ages 3 to 5 Referred to								Sub-Totals	
		0-11	12-23	24-35	36-47	48-60	61+	In Intact Family Services			Children of Teen Wards	In Foster Care	EI	LEA (ECSE)	PI (center-based)	Child Care Program	HV	Other Services	Multiple Services	Rescreening	LEA (ECSE)	PFA	HS	Child Care Program	HV	Other Services	Multiple Services	Rescreening	Ages 0-35 mos.	Ages 36-61+ mos.	
NONE	355	272	45	24	9	5	0	0	0	0	0	0	0	0	0	0	0	0	0	0	0	0	0	0	0	0	0	341	14		
TOTAL	976	273	62	109	178	99	254	239	382	0	0	0	0	0	0	58	0	2	29	221	44	0	0	5	4	4	444	531			

CFC #21 Child & Family Connections, Regional Office of Education #13, 4 Eagle Center, Ste 4, O'Fallon, IL 62269 - Terri Kampwerth

62010	1	0	0	0	1	0	0	0	1	0	0	0	0	0	0	0	0	0	0	0	1	1	0	0	0	0	1	0	0	1	
62024	18	1	1	8	2	6	0	4	14	0	0	0	1	1	0	0	0	4	0	0	0	8	0	0	0	0	0	0	10	8	
62025	39	0	0	12	22	3	2	1	38	0	0	0	0	0	0	0	0	0	0	0	9	38	0	0	0	0	9	0	12	27	
62040	648	188	183	100	95	73	0	639	9	0	0	0	9	0	0	0	0	0	0	0	0	0	0	0	0	0	0	0	471	168	
62048	12	0	0	4	6	1	1	0	12	0	0	1	0	4	0	0	0	0	0	0	0	8	0	0	0	2	5	3	4	8	
62206	1	0	0	0	1	0	0	0	1	0	0	0	0	0	0	0	0	0	0	0	1	1	1	0	0	1	1	0	0	1	
62220	9	4	1	4	0	0	0	7	2	0	0	0	2	0	0	0	0	0	0	0	0	0	0	0	0	0	0	0	9	0	
62223	39	9	9	13	8	0	0	28	11	0	0	0	4	0	0	0	0	0	0	0	0	6	0	1	0	0	3	0	31	8	
62234	70	0	1	7	38	21	3	5	65	0	0	0	0	0	0	0	0	0	0	0	4	55	1	0	0	5	0	0	8	62	
62260	6	3	1	2	0	0	0	6	0	0	0	0	0	0	0	0	0	0	0	0	0	0	0	0	0	0	0	0	6	0	
62269	135	13	23	35	39	22	3	115	20	0	0	1	6	0	0	0	0	0	1	1	0	7	7	0	7	0	8	6	8	71	64
62286	12	0	0	1	8	3	0	0	12	0	0	0	0	0	0	0	0	0	0	1	0	11	0	0	0	0	0	0	1	11	
62288	27	0	0	4	21	2	0	0	27	0	0	0	0	0	0	0	0	0	0	0	2	25	0	0	0	0	0	0	4	23	
62294	119	8	9	41	50	11	0	28	91	0	1	0	1	10	0	0	10	1	5	0	6	4	24	0	32	0	0	0	0	58	61
NONE	807	653	75	60	14	5	0	0	0	0	0	0	0	0	0	0	0	0	0	0	0	0	0	0	0	0	0	0	788	19	
TOTAL	1943	879	303	291	305	147	9	833	303	0	1	2	23	15	0	0	10	1	10	1	7	28	184	2	40	0	16	25	11	1473	461

CFC #22 Child & Family Connections, Regional Office of Education #13, 660 W Noleman St, Centralia, IL 62801 - Nicole Van Hise

62245	37	2	13	20	2	0	0	36	1	0	0	0	1	0	0	0	0	0	0	0	0	0	0	0	0	0	0	0	35	2
62249	12	1	4	6	1	0	0	9	3	0	0	0	3	0	0	0	0	0	0	0	0	0	0	0	0	0	0	0	11	1
62801	2	1	0	1	0	0	0	1	1	0	0	0	1	0	0	0	0	0	0	0	0	0	0	0	0	0	0	0	2	0
62810	7	0	0	1	0	1	5	7	0	0	0	0	0	0	0	0	0	0	0	0	0	0	0	0	0	0	0	0	1	6
62812	33	2	4	14	10	3	0	29	4	0	0	1	1	0	4	0	0	0	0	1	0	0	0	0	0	0	0	0	20	13
62814	16	0	0	6	9	1	0	16	0	0	0	0	0	0	0	0	0	0	0	0	0	0	0	0	0	0	0	0	6	10
62822	18	3	1	7	6	1	0	16	2	0	0	0	0	0	1	0	0	0	0	0	0	1	0	0	0	0	0	0	11	7
62830	56	0	0	10	10	18	18	55	1	0	0	0	0	0	0	0	0	0	0	0	1	0	0	0	0	0	0	0	10	46
62836	16	1	0	4	7	4	0	16	0	0	0	0	0	0	0	0	0	0	0	0	0	0	0	0	0	0	0	0	5	11
62864	183	4	4	55	55	43	22	172	11	0	0	0	0	0	0	0	0	1	0	0	0	0	0	0	0	9	1	0	63	120

Screenings Reported by CFC/CPS/DCFS and ZIP / FY2019 Q3

Zip Code	Total Screened	Screenings of Children involved with DCFS																												Sub-Totals																																																																																																																																																																																																																																																																																																																																																																																																																																																																																																																																																																																																																																																																																																																																																																																																																																																																																																																																																																																																																																																																																																																																																																																																																																																																					
		Ages (in Months)							Not Referred	Total Referred	In Intact Family Services			Children of Teen Wards			In Foster Care			# of Children Ages 0 to 3 Referred to								# of Children Ages 3 to 5 Referred to								Ages 0-35 mos.	Ages 36-61+ mos.																																																																																																																																																																																																																																																																																																																																																																																																																																																																																																																																																																																																																																																																																																																																																																																																																																																																																																																																																																																																																																																																																																																																																																																																																																																														
											0-11	12-23	24-35	36-47	48-60	61+	LEA EI	LEA (ECSE)	EHS	PI (center-based)	Child Care Program	HV	Other Services	Multiple Services	Rescreening	LEA (ECSE)	PFA	HS	Child Care Program	HV	Other Services	Multiple Services	Rescreening																																																																																																																																																																																																																																																																																																																																																																																																																																																																																																																																																																																																																																																																																																																																																																																																																																																																																																																																																																																																																																																																																																																																																																																																																																																																		

CFC #23 Child & Family Connections, Wabash & Ohio Valley Special Education Dist., 800 S Division St, Norris City, IL 62869 - Charity Heifner

62410	1	0	0	0	1	0	0	0	0	0	0	0	0	0	0	0	0	0	0	0	0	0	1	0	0	0	0	0	0	0	1
62806	28	4	5	2	10	7	0	24	4	0	0	0	1	0	0	0	0	0	1	0	0	1	0	0	0	0	1	0	0	11	17
62821	5	0	0	1	2	1	1	0	5	0	0	0	1	0	0	0	0	0	0	1	0	0	4	0	0	0	0	0	0	1	4
62835	14	0	2	5	4	3	0	14	0	0	0	0	0	0	0	0	0	0	0	0	0	0	0	0	0	0	0	0	0	7	7
62837	16	3	3	2	6	2	0	14	2	0	0	0	2	0	0	0	0	0	0	0	0	0	0	0	0	0	0	0	0	8	8
62859	109	7	30	31	35	5	0	11	94	0	0	0	6	0	0	0	57	0	0	6	62	2	0	0	26	0	3	2	26	68	40
62863	91	53	25	6	3	3	0	46	44	0	0	2	2	0	0	0	0	0	1	0	15	0	1	0	0	0	0	0	0	84	6
62869	3	1	1	1	0	0	0	3	0	0	0	0	0	0	0	0	0	0	0	0	0	0	0	0	0	0	0	0	0	3	0
62917	21	0	0	3	15	3	0	2	19	0	0	0	1	0	0	0	0	0	1	0	0	0	18	0	0	0	5	2	0	3	18
62930	41	4	4	5	20	8	0	0	41	0	0	0	2	0	0	0	12	0	0	1	13	2	26	0	2	0	7	2	4	13	28
62935	16	0	0	0	9	7	0	0	16	0	0	0	0	0	0	0	0	0	0	0	0	0	16	0	0	0	6	0	3	0	16
62938	8	0	0	0	4	4	0	0	8	0	0	0	0	0	0	0	0	0	0	0	0	0	8	0	0	0	2	1	1	0	8

Screenings Reported by CFC/CPS/DCFS and ZIP / FY2019 Q3

Zip Code	Total Screened									Screenings of Children involved with DCFS			# of Children Ages 0 to 3 Referred to										# of Children Ages 3 to 5 Referred to								Sub-Totals	
		Ages (in Months)							Not Referred	Total Referred	In Intact Family Services	Children of Teen Wards	In Foster Care	LEA EI	LEA (ECSE)	EHS	PI (center-based)	Child Care Program	HV	Other Services	Multiple Services	Rescreening	LEA (ECSE)	PFA	HS	Child Care Program	HV	Other Services	Multiple Services	Rescreening	Ages 0-35 mos.	Ages 36-61+ mos.
62946	203	16	13	54	68	52	0	71	132	0	0	0	8	0	0	0	37	0	1	3	38	4	52	0	35	0	14	5	36	83	120	
62954	1	0	0	0	1	0	0	0	1	0	0	0	0	0	0	0	0	0	0	0	0	0	1	0	0	0	0	0	0	0	1	
62984	16	4	5	6	0	1	0	15	1	0	0	0	1	0	0	0	0	0	0	0	0	0	0	0	0	0	0	0	0	15	1	
NONE	139	119	10	8	2	0	0	0	0	0	0	0	0	0	0	0	0	0	0	0	0	0	0	0	0	0	0	0	0	137	2	
TOTAL	712	211	98	124	180	96	1	200	367	0	0	2	24	0	0	0	106	0	4	11	128	9	127	0	63	0	38	12	70	433	277	

CFC #24 Child & Family Connections, Archway, Inc., 2751 W Main, PO Box 1180, Carbondale, IL 62901-1180 - Deanna Cruse

62274	14	0	1	3	8	2	0	0	14	0	0	0	0	4	0	0	0	1	0	1	0	0	7	4	0	0	0	1	0	4	10
62832	23	2	1	8	11	1	0	8	15	0	0	0	1	0	0	0	0	0	0	0	2	5	4	3	0	0	0	0	0	11	12
62901	276	36	55	93	51	41	0	128	148	0	0	0	15	0	0	0	80	0	0	14	29	3	6	1	59	0	0	2	27	184	92
62902	9	4	1	4	0	0	0	0	9	0	0	0	0	0	0	4	0	4	0	0	0	0	1	0	0	0	0	0	0	9	0
62903	95	6	7	7	11	64	0	61	34	0	0	0	0	0	0	0	0	20	1	17	17	0	8	0	0	0	3	5	5	20	75
62906	17	0	1	5	5	6	0	0	17	0	0	0	0	0	0	0	6	0	0	0	0	2	0	0	11	0	0	2	0	6	11
62916	23	1	1	5	12	4	0	0	23	0	0	0	0	0	0	7	0	0	0	0	0	10	0	6	0	0	0	4	4	7	16
62924	12	1	2	2	3	4	0	1	11	0	0	0	0	0	0	0	3	0	0	0	0	2	2	0	5	0	0	1	3	5	7
62932	11	0	2	1	5	3	0	0	11	0	0	0	2	1	0	0	0	0	0	1	1	8	0	0	0	0	0	1	1	3	8
62966	18	7	3	4	2	1	1	1	17	0	0	0	0	0	0	10	0	3	0	0	0	0	4	0	0	0	0	0	0	14	4
62992	2	1	1	0	0	0	0	0	2	0	0	0	0	0	0	0	2	0	0	0	0	0	0	0	0	0	0	0	0	2	0
62994	30	6	11	13	0	0	0	0	30	0	0	0	0	0	0	6	0	30	0	6	0	0	0	0	0	0	0	0	0	30	0
NONE	189	168	18	2	1	0	0	0	0	0	0	0	0	0	0	0	0	0	0	0	0	0	0	0	0	0	0	0	0	188	1
TOTAL	719	232	104	147	109	126	1	199	331	0	0	0	18	5	0	27	91	58	1	39	49	30	32	14	75	0	3	16	40	483	236

CFC #25 Child & Family Connections, Options & Advocacy for McHenry Co., 365 Millennium Dr, Ste A, Crystal Lake, IL 60012 - Karen Rios

60013	125	5	10	19	37	54	0	92	33	2	0	0	3	0	0	0	0	0	0	0	28	2	0	0	0	0	0	0	34	91
60014	258	62	92	100	1	3	0	2	256	0	0	0	252	0	0	0	0	2	0	0	1	0	0	0	0	0	0	1	254	4
60033	92	14	24	22	13	19	0	78	14	0	0	0	10	0	0	0	0	0	0	0	4	0	0	0	0	0	0	0	60	32
60042	33	0	5	12	10	6	0	30	3	0	0	0	2	0	0	0	0	0	0	0	1	0	0	0	0	0	0	0	17	16
60050	15	0	0	1	9	5	0	9	6	0	0	0	0	0	0	0	0	0	0	4	2	0	0	0	0	0	0	1	14	
60097	4	0	0	0	4	0	0	0	4	0	0	0	0	0	0	0	0	0	0	0	4	0	0	0	0	0	0	0	4	
60098	73	0	0	7	34	32	0	36	37	0	0	0	0	0	0	0	0	0	0	0	0	33	0	0	0	4	0	0	7	66
60142	18	0	0	0	12	6	0	6	12	0	0	0	0	0	0	0	0	0	0	3	9	0	0	0	0	0	0	0	18	
60152	25	0	0	5	15	5	0	1	24	0	0	0	0	5	0	0	0	0	0	0	12	0	0	0	0	0	7	5	20	

Screenings Reported by CFC/CPS/DCFS and ZIP / FY2019 Q3

Zip Code	Total Screened	Ages (in Months)							Not Referred	Total Referred	Screenings of Children involved with DCFS			# of Children Ages 0 to 3 Referred to										# of Children Ages 3 to 5 Referred to								Sub-Totals	
		0-11	12-23	24-35	36-47	48-60	61+	In Intact			Children of Teen	In Foster Care	EI	LEA (ECSE)	EHS	PI Child Care Program	HV	Other Services	Multiple Services	Rescreening	LEA (ECSE)	PFA	HS	Child Care Program	HV	Other Services	Multiple Services	Rescreening	Ages 0-35 mos.	Ages 36-61+ mos.			
NONE	172	137	16	16	1	2	0	0	0	0	0	0	0	0	0	0	0	0	0	0	0	0	0	0	0	0	0	169	3				
TOTAL	815	218	147	182	136	132	0	254	389	2	0	0	267	5	0	0	0	0	2	0	0	41	62	0	0	0	4	0	8	547	268		

Chicago Health Department / Clinics, , , , -

NONE	2578	2354	160	44	15	5	0	0	0	0	0	0	0	0	0	0	0	0	0	0	0	0	0	0	0	0	0	0	0	2558	20
TOTAL	2578	2354	160	44	15	5	0	0	0	0	0	0	0	0	0	0	0	0	0	0	0	0	0	0	0	0	0	0	0	2558	20

Chicago Public Schools, Office of Diverse Learner Supports & Services, 42 W Madison St, 2nd Floor, Chicago, IL 60602 - Elizabeth Keenan, PhD

60602	1671	54	143	292	461	435	286	1050	621	0	0	0	45	0	0	0	0	0	0	0	115	186	0	0	0	0	0	0	279	489	1182
TOTAL	1671	54	143	292	461	435	286	1050	621	0	0	0	45	0	0	0	0	0	0	0	115	186	0	0	0	0	0	0	279	489	1182

DCFS/Erikson Institute Statewide, 451 North LaSalle Street, , Chicago, IL 60654 - Andria Goss

NONE	224	90	56	60	18	0	0	0	0	203	0	0	72	0	94	0	0	79	23	0	60	8	0	13	0	0	9	0	0	206	18
TOTAL	224	90	56	60	18	0	0	0	0	203	0	0	72	0	94	0	0	79	23	0	60	8	0	13	0	0	9	0	0	206	18

Screenings Reported by CFC/CPS/DCFS and Month / FY2019 Q3

Month	Total Screened	Ages (in Months)							Not Referred	Total Referred	Screenings of Children involved with DCFS			# of Children Ages 0 to 3 Referred to								# of Children Ages 3 to 5 Referred to								Sub-Totals		
		0-11	12-23	24-35	36-47	48-60	61+	In Intact Family Services			Children of Teen Wards	In Foster Care	LEA EI	(ECSE)	EHS	PI (center-based)	Child Care Program	HV	Other Services	Multiple Services	Rescreening	LEA (ECSE)	PFA	HS	Child Care Program	HV	Other Services	Multiple Services	Rescreening	Ages 0-35 mos.	Ages 36-61+ mos.	
CFC #01 Child & Family Connections. Access Services of Northern Illinois. 1752 Windsor Rd. Ste 102. PO Box 16390. Loves Park. IL 61132-6390 - Dee Dee Lowery																																
Jan-19	440	21	52	59	138	131	40	256	184	0	0	9	5	5	0	0	0	0	0	0	38	22	107	9	8	0	13	64	48	132	309	
Feb-19	882	25	26	75	348	288	120	572	310	1	0	8	3	5	0	0	0	0	0	17	74	179	13	12	0	18	91	84	126	756		
Mar-19	520	140	69	61	172	75	3	122	200	0	0	0	7	1	0	0	7	2	2	0	2	27	118	6	13	0	21	48	42	270	250	
TOTAL	1842	186	147	195	658	494	163	950	694	1	0	17	15	11	0	0	7	2	2	0	57	123	404	28	33	0	52	203	174	528	1315	
CFC #02 Child & Family Connections. Lake County Health Department. 3010 Grand Ave. 2nd Floor. Waukegan. IL 60085 - Donna Musser																																
Jan-19	179	28	54	56	25	12	4	123	56	0	0	3	17	1	0	0	1	0	7	1	3	6	12	0	0	0	5	3	4	138	41	
Feb-19	244	43	55	66	42	29	9	159	85	0	0	1	26	2	0	0	0	0	3	0	3	21	17	5	0	0	15	9	4	164	80	
Mar-19	617	452	85	59	10	9	2	122	32	0	0	0	17	3	0	0	1	1	5	0	2	0	0	0	0	2	0	1	596	21		
TOTAL	1040	523	194	181	77	50	15	404	173	0	0	4	60	6	0	0	2	1	15	1	8	27	29	5	0	0	22	12	9	898	142	
CFC #03 Child & Family Connections. Regional Office of Education for Carroll, Jo Daviess, & Stephenson Co.. 27 S State Ave. Ste 101. Freeport. IL 61032 - Angela Hodges																																
Jan-19	362	182	59	36	62	22	1	295	67	2	0	2	1	2	1	0	0	0	3	0	3	12	33	9	0	0	3	1	3	277	85	
Feb-19	316	204	44	25	21	21	1	301	15	0	0	0	1	0	0	0	0	0	0	0	8	3	0	0	0	0	0	0	0	273	43	
Mar-19	773	442	73	81	118	54	5	241	164	0	0	3	1	12	0	0	0	0	2	2	0	77	115	3	0	2	7	54	2	596	177	
TOTAL	1451	828	176	142	201	97	7	837	246	2	0	5	3	14	1	0	0	0	5	2	11	92	148	12	0	2	10	55	5	1146	305	
CFC #04 Child & Family Connections. DayOne PACT. 1551 E Fabyan Pkwy. Geneva. IL 60134 - Ellana Mavromatis																																
Jan-19	73	13	11	19	16	13	1	50	23	0	0	2	0	0	0	0	0	0	0	0	1	12	0	0	0	5	0	4	43	30		
Feb-19	77	2	8	3	33	28	3	18	59	0	0	0	3	0	0	0	0	0	0	1	22	26	0	0	0	2	0	5	13	64		
Mar-19	607	576	25	4	1	1	0	0	0	0	0	0	0	0	0	0	0	0	0	0	0	0	0	0	0	0	0	0	605	2		
TOTAL	757	591	44	26	50	42	4	68	82	0	0	2	3	0	0	0	0	0	0	0	1	23	38	0	0	0	7	0	9	661	96	
CFC #05 Child & Family Connections. DayOne PACT. 750 Warrenville Rd. Ste 300. Lisle. IL 60532 - Marianne McGuire																																
Jul-18	24	0	0	0	16	8	0	10	14	0	0	0	0	0	0	0	0	0	0	0	2	11	0	0	0	0	0	1	0	24		
Aug-18	25	0	0	0	17	8	0	0	25	0	0	1	0	0	0	0	0	0	0	0	0	0	15	0	0	10	0	0	0	25		
Sep-18	20	0	0	0	10	10	0	8	12	0	0	0	0	0	0	0	0	0	0	0	2	7	0	0	0	0	0	3	0	20		
Oct-18	16	2	4	10	0	0	0	8	8	0	0	0	2	2	0	0	1	0	5	2	1	0	0	0	0	0	0	0	16	0		
Nov-18	29	2	2	3	11	11	0	3	26	0	0	0	2	0	0	0	0	0	8	2	0	3	14	0	0	0	0	0	1	7	22	
Dec-18	29	7	5	0	11	6	0	9	20	0	0	0	1	0	0	0	0	0	8	1	0	4	4	0	0	0	2	0	2	12	17	
Jan-19	204	18	18	31	76	54	4	89	115	0	0	0	13	11	0	0	0	5	0	0	31	31	3	1	0	8	2	14	67	134		
Feb-19	252	9	16	38	123	57	9	95	157	0	0	0	9	13	0	0	0	7	3	3	4	36	60	2	0	0	1	8	13	63	189	

Month	Total Screened	Screenings of Children involved with DCFS											# of Children Ages 0 to 3 Referred to								# of Children Ages 3 to 5 Referred to								Sub-Totals			
		Ages (in Months)							Not Referred	Total Referred	In Intact Family Services	Children of Teen Wards	In Foster Care	LEA EI	LEA (ECSE)	EHS	PI (center-based)	Child Care Program	HV	Other Services	Multiple Services	Rescreening	LEA (ECSE)	PFA	HS	Child Care Program	HV	Other Services	Multiple Services	Rescreening	Ages 0-35 mos.	Ages 36-61+ mos.
		0-11	12-23	24-35	36-47	48-60	61+																									
Mar-19	791	512	49	61	123	42	4	82	179	0	0	0	17	10	2	2	4	5	0	0	7	41	68	8	0	0	4	6	11	622	169	
TOTAL	1390	550	94	143	387	196	17	304	556	0	0	1	44	36	2	2	5	17	24	8	12	119	195	28	1	0	25	16	45	787	600	
CFC #06	Child & Family Connections, Clearbrook, 1835 W Central Rd, Arlington Heights, IL 60005 - Jason Tietz																															
Oct-18	14	0	0	2	8	4	0	2	12	0	0	0	0	2	0	0	0	0	0	0	0	9	0	0	0	0	0	0	1	2	12	
Nov-18	20	0	0	1	9	7	3	10	10	0	0	1	0	0	0	0	0	0	0	0	0	8	0	0	0	0	0	0	2	1	19	
Dec-18	10	0	0	3	5	2	0	1	9	0	0	0	0	3	0	0	0	0	0	0	0	1	0	0	0	0	0	0	5	3	7	
Jan-19	129	1	0	12	71	40	5	20	109	0	0	0	1	9	0	0	0	5	0	0	2	24	60	0	0	0	11	0	3	13	116	
Feb-19	114	2	0	10	55	36	11	49	65	0	0	0	1	3	0	0	0	0	1	0	2	22	23	0	0	0	5	0	8	12	102	
Mar-19	94	3	3	15	54	16	3	55	39	0	0	0	2	5	0	0	0	0	0	0	2	7	17	0	0	0	6	0	0	21	73	
TOTAL	381	6	3	43	202	105	22	137	244	0	0	1	4	22	0	0	0	5	1	0	6	71	100	0	0	0	22	0	19	52	329	
CFC #07	Child & Family Connections, Suburban Access, Inc, One Westbrook Corporate Ctr, Ste 640, Westchester, IL 60154 - JoAnn Alferink																															
Sep-18	36	8	13	11	4	0	0	33	3	0	0	0	3	0	0	0	0	0	0	0	0	0	0	0	0	0	0	0	0	32	4	
Oct-18	30	6	11	13	0	0	0	26	4	0	0	0	1	1	0	0	0	0	0	0	0	0	0	0	0	0	0	0	0	30	0	
Dec-18	1	0																														

Screenings Reported by CFC/CPS/DCFS and Month / FY2019 Q3

Month	Total Screened	Ages (in Months)						Not Referred	Total Referred	Screenings of Children involved with DCFS			# of Children Ages 0 to 3 Referred to								# of Children Ages 3 to 5 Referred to								Sub-Totals		
		0-11	12-23	24-35	36-47	48-60	61+			In Intact Family Services	Children of Teen Wards	In Foster Care	LEA EI	LEA (ECSE)	EHS	PI (center-based)	Child Care Program	HV	Other Services	Multiple Services	Rescreening	LEA (ECSE)	PFA	HS	Child Care Program	HV	Other Services	Multiple Services	Rescreening	Ages 0-35 mos.	Ages 36-61+ mos.
Mar-19	193	0	0	2	69	79	43	171	22	0	0	0	0	2	0	0	0	0	0	0	4	0	0	0	0	9	0	7	2	191	
TOTAL	275	6	6	8	114	98	43	221	54	0	0	0	0	2	0	0	0	18	0	0	4	8	0	0	0	9	0	7	20	255	
CFC #13 Child & Family Connections, Regional Office of Education #26, 130 S Lafayette St, Ste 200, Macomb, IL 61455 - Chuck Farr																															
Jan-19	30	9	11	10	0	0	0	19	11	0	0	2	0	0	0	0	2	0	0	1	0	8	0	0	0	0	0	0	30	0	
Feb-19	20	8	4	6	2	0	0	12	8	1	0	3	1	1	0	0	0	1	0	0	0	5	0	0	0	0	0	18	2		
Mar-19	413	356	32	19	3	3	0	15	5	2	0	1	0	0	0	0	0	0	0	0	5	0	0	0	0	0	0	407	6		
TOTAL	463	373	47	35	5	3	0	46	24	3	0	6	1	1	0	0	0	2	1	0	1	18	0	0	0	0	0	455	8		
CFC #14 Child & Family Connections, 3000 W Rohmann Ave., West Peoria, IL 61604 - Michelle Harr																															
Jan-19	60	6	7	21	21	4	1	38	22	1	0	1	0	1	0	3	0	0	0	3	2	11	0	0	0	1	0	1	34	26	
Feb-19	131	6	5	24	69	22	5	54	77	1	0	1	5	1	0	5	0	0	1	1	6	33	0	0	0	9	10	5	35	96	
Mar-19	552	229	69	72	131	45	6	88	143	2	0	7	1	0	0	5	0	0	2	0	5	82	0	0	0	7	8	26	370	182	
TOTAL	743	241	81	117	221	71	12	180	242	4	0	9	6	2	0	13	0	0	3	1	22	13	126	0	0	0	17	18	32	439	304
CFC #15 Child & Family Connections, Services of Will, Grundy, & Kankakee Counties, Inc., 2300 Glenwood Ave, Joliet, IL 60435 - Rachel Cimino																															
Jan-19	339	23	22	41	133	100	20	207	132	0	0	0	7	2	0	0	0	0	0	0	32	61	0	0	0	7	0	23	86	253	
Feb-19	502	25	17	55	204	158	43	251	251	0	0	0	10	1	0	0	0	0	0	0	67	126	0	18	0	19	0	10	97	405	
Mar-19	982	380	93	82	197	188	42	300	230	0	0	0	22	2	0	0	0	0	0	1	48	103	0	1	0	11	1	43	555	427	
TOTAL	1823	428	132	178	534	446	105	758	613	0	0	0	39	5	0	0	0	0	0	0	147	290	0	19	0	37	1	76	738	1085	
CFC #16 Child & Family Connections, 201 W Springfield Ave, Ste 508 & 509, Champaign, IL 61820 - Chris Johnson																															
Mar-19	508	417	52	30	6	3	0	0	0	0	0	0	0	0	0	0	0	0	0	0	0	0	0	0	0	0	0	499	9		
TOTAL	508	417	52	30	6	3	0	0	0	0	0	0	0	0	0	0	0	0	0	0	0	0	0	0	0	0	0	499	9		
CFC #17 Child & Family Connections, ROE of Adams/Pike Counties, 510 Maine St, Ste 615, Quincy, IL 62301 - Michelle Schwanke																															
Oct-18	65	0	0	0	33	31	1	45	20	0	0	0	0	0	0	0	0	0	0	0	0	0	0	0	0	0	20	0	65		
Nov-18	15	2	5	8	0	0	0	15	0	0	0	0	0	0	0	0	0	0	0	0	0	0	0	0	0	0	0	15	0		
Dec-18	47	3	2	7	14	16	5	35	12	4	0	1	0	0	0	0	0	0	0	2	2	0	0	0	0	0	8	12	35		
Jan-19	48	0	0	6	20	17	4	38	10	0	0	4	0	0	0	0	0	0	0	3	1	0	0	0	0	0	6	6	41		
Feb-19	156	5	5	20	65	42	19	135	21	1	0	0	0	0	0	0	0	0	0	1	3	0	0	0	0	0	17	30	126		
Mar-19	239	188	23	18	7	2	1	1	2	0	0	0	0	0	0	0	0	0	0	0	0	0	0	0	0	0	2	229	10		
TOTAL	570	198	35	59	139	108	30	269	65	5	0	5	0	0	0	0	0	0	0	6	6	0	0	0	0	0	53	292	277		
CFC #18 Child & Family Connections, Sangamon Co. Public Health Department, 2833 S Grand Ave, E, Springfield, IL 62703 - Lisa McGlothlin																															
Jan-19	4	0	0	0	4	0	0	0	4	0	0	0	0	0	0	0	0	0	0	0	4	0	0	0	0	1	1	0	4		

Screenings Reported by CFC/CPS/DCFS and Month / FY2019 Q3

Month	Total Screened	Ages (in Months)						Not Referred	Total Referred	Screenings of Children involved with DCFS			# of Children Ages 0 to 3 Referred to										# of Children Ages 3 to 5 Referred to								Sub-Totals	
		0-11	12-23	24-35	36-47	48-60	61+			In Intact Family Services	Children of Teen Wards	In Foster Care	EI	LEA (ECSE)	EHS	PI (center-based)	Child Care Program	HV	Other Services	Multiple Services	Rescreening	LEA (ECSE)	PFA	HS	Child Care Program	HV	Other Services	Multiple Services	Rescreening	Ages 0-35 mos.	Ages 36-61+ mos.	
Feb-19	73	4	1	26	32	10	0	59	14	0	0	0	0	0	0	0	8	0	3	0	56	0	0	0	4	4	4	31	42			
Mar-19	324	268	31	24	1	1	0	8	2	0	0	0	2	0	0	0	0	0	0	0	0	0	0	0	0	0	323	2				
TOTAL	401	272	32	50	37	11	0	67	20	0	0	0	2	0	0	0	8	0	3	0	60	0	0	0	4	5	5	354	48			
CFC #19 Child & Family Connections, Macon Co. Community Mental Health Board, 132 S Water St, Ste 604, Decatur, IL 62523 - Debbie Floyd																																
Oct-18	31	0	0	18	8	3	1	1	30	0	0	0	0	2	0	0	0	0	0	6	22	0	0	0	7	5	0	18	12			
Nov-18	49	0	0	14	20	14	1	0	49	0	0	0	1	1	0	0	0	0	0	4	43	0	0	0	8	8	0	14	35			
Dec-18	36	0	0	13	15	7	1	2	34	0	0	0	0	0	0	0	0	0	6	27	1	0	0	7	7	0	13	23				
Jan-19	50	6	5	23	9	5	2	20	30	5	0	2	0	2	0	0	0	0	3	25	0	0	0	8	8	0	34	16				
Feb-19	784	12	37	178	271	102	193	165	620	7	0	0	10	14	0	0	0	140	8	0	30	405	10	0	0	19	17	3	227	566		
Mar-19	362	286	40	28	5	3	0	0	0	0	0	0	0	0	0	0	0	0	0	0	0	0	0	0	0	0	354	8				
TOTAL	1312	304	82	274	328	134	198	188	763	12	0	2	11	19	0	0	0	140	8	0	49	522	11	0	0	49	45	3	660	660		
CFC #20 Child & Family Connections, Community Support Systems, 1901 S 4th St, Ste 209, Effingham, IL 62401 - Rita Wahl																																
Oct-18	7	0	0	6	1	0	0	0	7	0	0	0	0	3	0	0	0	3	0	0	0	0	0	0	1	0	0	6	1			
Nov-18	7	0	0	3	2	1	1	0	7	0	0	0	0	0	0	0	0	0	0	2	5	0	0	0	0	0	3	4				
Dec-18	4	0	0	3	0	0	0	0	4	0	0	0	0	1	0	0	0	0	0	1	1	0	0	0	0	0	3	0				
Jan-19	2	0	0	1	1	0	0	0	2	0	0	0	0	0	0	0	0	0	0	1	1	0	0	0	0	0	1	1				
Feb-19	194	1	11	40	70	31	41	26	168	0	0	0	5	3	0	0	0	32	0	2	16	108	0	0	0	0	2	52	142			
Mar-19	762	272	51	56	104	67	212	213	194	0	0	0	5	5	0	0	0	23	0	0	10	106	43	0	0	4	4	2	379	383		
TOTAL	976	273	62	109	178	99	254	239	382	0	0	0	10	12	0	0	0	58	0	2	29	221	44	0	0	5	4	4	444	531		
CFC #21 Child & Family Connections, Regional Office of Education #13, 4 Eagle Center, Ste 4, O'Fallon, IL 62269 - Terri Kampwerth																																
Jan-19	184	11	20	32	78	35	8	90	94	0	0	2	3	4	0	0	0	1	0	0	2	14	71	0	8	0	11	13	8	63	121	
Feb-19	397	111	95	85	55	45	1	357	40	0	0	0	8	1	0	0	1	4	0	1	5	25	0	0	0	0	5	0	291	101		
Mar-19	1362	757	188	174	172	67	0	386	169	0	1	0	12	10	0	0	9	6	1	4	9	88	2	32	0	5	7	3	1119	239		
TOTAL	1943	879	303	291	305	147	9	833	303	0	1	2	23	15	0	0	10	1	10	1	7	28	184	2	40	0	16	25	11	1473	461	
CFC #22 Child & Family Connections, Regional Office of Education #13, 660 W Noleman St, Centralia, IL 62801 - Nicole Van Hise																																
Jan-19	72	5	17	18	16	14	2	24	48	0	0	1	7	0	8	0	9	4	0	3	3	2	3	17	0	0	3	17	40	32		
Feb-19	345	16	21	107	97	70	34	298	47	0	0	0	2	0	7	0	6	17	1	3	1	0	0	8	0	7	0	8	144	201		
Mar-19	598	312	63	82	46	55	40	186	42	1	0	0	5	0	11	0	7	4	6	3	1	1	0	7	0	3	2	7	457	141		
TOTAL	1015	333	101	207	159	139	76	508	137	1	0	1	14	0	26	0	22	25	7	9	5	3	3	32	0	10	5	32	641	374		

Screenings Reported by CFC/CPS/DCFS and Month / FY2019 Q3

Month	Total Screened	Ages (in Months)							Not Referred	Total Referred	Screenings of Children involved with DCFS			# of Children Ages 0 to 3 Referred to										# of Children Ages 3 to 5 Referred to								Sub-Totals	
		0-11	12-23	24-35	36-47	48-60	61+	In Intact Family Services			Children of Teen Wards	In Foster Care	LEA EI	PI (center- based)	Child Care Program	Other HV	Multiple Services	Rescreening	LEA (ECSE)	PFA	HS	Child Care Program	Other HV	Multiple Services	Rescreening	Ages 0-35 mos.	Ages 36-61+ mos.						
CFC #23 Child & Family Connections, Wabash & Ohio Valley Special Education Dist., 800 S Division St. Norris City, IL 62869 - Charity Heifner																																	
Jan-19	167	42	36	34	38	16	0	109	54	0	0	2	3	0	0	0	17	0	0	1	32	3	7	0	7	0	5	3	7	112	54		
Feb-19	138	31	35	25	33	12	1	46	90	0	0	0	5	0	0	0	26	0	2	3	31	1	9	0	19	0	1	0	19	91	46		
Mar-19	407	138	27	65	109	68	0	45	223	0	0	0	16	0	0	0	63	0	2	7	65	5	111	0	37	0	32	9	44	230	177		
TOTAL	712	211	98	124	180	96	1	200	367	0	0	2	24	0	0	0	106	0	4	11	128	9	127	0	63	0	38	12	70	433	277		
CFC #24 Child & Family Connections, Archway, Inc., 2751 W Main, PO Box 1180, Carbondale, IL 62901-1180 - Deanna Cruse																																	
Oct-18	79	8	11	25	17	18	0	0	79	0	0	0	9	0	0	0	44	0	0	9	0	3	0	0	35	0	0	3	0	44	35		
Nov-18	25	5	3	7	7	3	0	0	25	0	0	0	1	0	0	0	15	0	0	1	0	1	0	0	10	0	0	1	0	15	10		
Jan-19	75	21	10	21	14	8	1	36	39	0	0	0	1	0	0	10	1	10	0	7	7	0	16	1	0	0	0	2	2	52	23		
Feb-19	162	13	26	37	21	65	0	113	49	0	0	0	1	0	0	4	9	14	0	10	18	1	6	0	10	0	3	4	13	76	86		
Mar-19	378	185	54	57	50	32	0	50	139	0	0	0	6	5	0	13	22	34	1	12	24	25	10	13	20	0	0	6	25	296	82		
TOTAL	719	232	104	147	109	126	1	199	331	0	0	0	18	5	0	27	91	58	1	39	49	30	32	14	75	0	3	16	40	483	236		
CFC #25 Child & Family Connections, Options & Advocacy for McHenry Co., 365 Millennium Dr. Ste A, Crystal Lake, IL 60012 - Karen Rios																																	
Jan-19	225	34	50	53	34	54	0	110	115	0	0	0	84	2	0	0	0	0	1	0	0	22	6	0	0	0	0	0	0	137	88		
Feb-19	215	29	43	55	49	39	0	71	144	2	0	0	94	0	0	0	0	0	1	0	0	12	29	0	0	0	4	0	4	127	88		
Mar-19	375	155	54	74	53	39	0	73	130	0	0	0	89	3	0	0	0	0	0	0	7	27	0	0	0	0	0	0	4	283	92		
TOTAL	815	218	147	182	136	132	0	254	389	2	0	0	267	5	0	0	0	0	2	0	0	41	62	0	0	0	4	0	8	547	268		
Chicago Health Department / Clinics, -																																	
Mar-19	2578	2354	160	44	15	5	0	0	0	0	0	0	0	0	0	0	0	0	0	0	0	0	0	0	0	0	0	0	0	2558	20		
TOTAL	2578	2354	160	44	15	5	0	0	0	0	0	0	0	0	0	0	0	0	0	0	0	0	0	0	0	0	0	0	0	2558	20		
Chicago Public Schools, Office of Diverse Learner Supports & Services, 42 W Madison St. 2nd Floor, Chicago, IL 60602 - Elizabeth Keenan, PhD																																	
Jan-19	379	10	26	52	110	122	59	257	122	0	0	0	6	0	0	0	0	0	0	0	11	40	0	0	0	0	0	0	69	88	291		
Feb-19	609	17	69	104	167	151	101	365	244	0	0	0	20	0	0	0	0	0	0	0	50	79	0	0	0	0	0	0	95	190	419		
Mar-19	683	27	48	136	184	162	126	428	255	0	0	0	19	0	0	0	0	0	0	0	54	67	0	0	0	0	0	0	115	211	472		
TOTAL	1671	54	143	292	461	435	286	1050	621	0	0	0	45	0	0	0	0	0	0	0	115	186	0	0	0	0	0	0	279	489	1182		
DCFS/Erikson Institute Statewide, 451 North LaSalle Street, . Chicago, IL 60654 - Andria Goss																																	
Jan-19	64	28	19	13	4	0	0	0	0	64	0	0	14	0	28	0	0	26	8	0	24	1	0	4	0	0	2	0	0	60	4		
Feb-19	86	30	21	28	7	0	0	0	0	65	0	0	28	0	44	0	0	30	8	0	22	3	0	5	0	0	4	0	0	79	7		

Screenings Reported by CFC/CPS/DCFS and Month / FY2019 Q3

Month	Total Screened	Ages (in Months)						Not Referred	Total Referred	Screenings of Children involved with DCFS			# of Children Ages 0 to 3 Referred to								# of Children Ages 3 to 5 Referred to								Sub-Totals		
		0-11	12-23	24-35	36-47	48-60	61+			In Intact Family Services	Children of Teen Wards	In Foster Care	LEA EI	(ECSE)	EHS	PI (center- based)	Child Care Program	HV	Other Services	Multiple Services	Rescreening	LEA (ECSE)	PFA	HS	Child Care Program	HV	Other Services	Multiple Services	Rescreening	Ages 0-35 mos.	Ages 36-61+ mos.
Mar-19	74	32	16	19	7	0	0	0	0	74	0	0	30	0	22	0	0	23	7	0	14	4	0	4	0	0	3	0	0	67	7
TOTAL	224	90	56	60	18	0	0	0	0	203	0	0	72	0	94	0	0	79	23	0	60	8	0	13	0	0	9	0	0	206	18

Screenings Reported by CFC/CPS/DCFS and Agencies Represented / FY2019 Q3

Agency Type	Total Screened	Screenings of Children involved with DCFS										# of Children Ages 0 to 3 Referred to										# of Children Ages 3 to 5 Referred to								Sub-Totals			
		Ages (in Months)						Not Referred	Total Referred	In Intact Family Services	Children of Teen Wards	In Foster Care	LEA EI	(ECSE)	EHS	PI (center-based)	Child Care Program	HV	Other Services	Multiple Services	Rescreening	LEA (ECSE)	PFA	HS	Child Care Program	HV	Other Services	Multiple Services	Rescreening	Ages 0-35 mos.	Ages 36-61+ mos.		
		0-11	12-23	24-35	36-47	48-60	61+																										
CFC #01	Child & Family Connections, Access Services of Northern Illinois, 1752 Windsor Rd, Ste 102, PO Box 16390, Loves Park, IL 61132-6390 - Dee Dee Lowery																																
CC	4	3	0	1	0	0	0	4	0	0	0	0	0	0	0	0	0	0	0	0	0	0	0	0	0	0	0	0	0	4	0		
DCFS	37	8	16	13	0	0	0	0	0	0	0	0	0	0	0	0	0	0	0	0	0	0	0	0	0	0	0	0	0	37	0		
EI	0	0	0	0	0	0	0	0	0	0	0	0	0	0	0	0	0	0	0	0	0	0	0	0	0	0	0	0	0	0	0		
FCM	161	109	39	13	0	0	0	0	0	0	0	0	0	0	0	0	0	0	0	0	0	0	0	0	0	0	0	0	0	161	0		
HS/EHS	116	13	41	28	17	16	1	51	65	0	0	9	2	0	0	0	0	0	0	0	48	10	0	0	0	0	0	0	5	82	34		
HV	10	4	5	1	0	0	0	9	1	0	0	0	1	0	0	0	0	0	0	0	0	0	0	0	0	0	0	0	10	0			
LEA	1514	49	46	139	641	478	162	886	628	1	0	8	12	11	0	0	7	2	2	0	9	113	404	28	33	0	52	203	169	234	1281		
PAT	10	4	5	1	0	0	0	9	1	0	0	0	1	0	0	0	0	0	0	0	0	0	0	0	0	0	0	0	10	0			
PI	0	0	0	0	0	0	0	0	0	0	0	0	0	0	0	0	0	0	0	0	0	0	0	0	0	0	0	0	0	0			
CFC #02	Child & Family Connections, Lake County Health Department, 3010 Grand Ave, 2nd Floor, Waukegan, IL 60085 - Donna Musser																																
CFC	412	108	144	160	0	0	0	348	64	0	0	3	46	3	0	0	2	1	9	1	2	0	0	0	0	0	0	0	0	412	0		
DCFS	26	9	8	4	1	4	0	0	0	0	0	0	0	0	0	0	0	0	0	0	0	0	0	0	0	0	0	0	21	5			
EI	443	110	157	170	3	3	0	354	89	0	0	3	60	3	0	0	2	1	15	1	8	0	0	0	0	0	0	0	437	6			
FCM	437	404	29	4	0	0	0	0	0	0	0	0	0	0	0	0	0	0	0	0	0	0	0	0	0	0	0	0	437	0			
LEA	134	0	0	3	73	43	15	50	84	0	0	1	0	3	0	0	0	0	0	0	0	27	29	5	0	0	22	12	9	3	131		
CFC #03	Child & Family Connections, Regional Office of Education for Carroll, Jo Daviess, & Stephenson Co., 27 S State Ave, Ste 101, Freeport, IL 61032 - Angela Hodges																																
DCFS	35	10	9	10	4	2	0	0	0	0	0	0	0	0	0	0	0	0	0	0	0	0	0	0	0	0	0	0	29	6			
FCM	917	632	119	82	47	37	0	568	16	0	0	0	0	0	0	0	0	0	0	0	0	0	0	0	0	0	0	0	833	84			
HD	205	173	22	10	0	0	0	189	16	0	0	0	3	0	0	0	0	0	2	0	11	0	0	0	0	0	0	0	205	0			
HS/EHS	24	2	7	6	6	3	0	20	4	0	0	0	0	0	0	0	0	0	0	0	4	0	0	0	0	0	0	0	15	9			
HV	40	11	19	9	1	0	0	39	1	0	0	0	0	0	0	0	0	1	0	0	0	0	0	0	0	0	0	0	39	1			
LEA	268	10	19	33	144	55	7	58	210	2	0	5	0	14	1	0	0	0	3	2	0	88	148	12	0	2	10	55	5	62	206		
WIC	584	328	100	72	47	37	0	568	16	0	0	0	0	0	0	0	0	0	0	0	0	0	0	0	0	0	0	0	500	84			
CFC #04	Child & Family Connections, DayOne PACT, 1551 E Fabyan Pkwy, Geneva, IL 60134 - Ellana Mavromatis																																
CC	15	4	4	4	2	1	0	13	2	0	0	0	0	0	0	0	0	0	0	0	0	0	0	0	0	0	0	2	12	3			
DCFS	15	4	7	2	1	1	0	0	0	0	0	0	0	0	0	0	0	0	0	0	0	0	0	0	0	0	0	0	13	2			
FCM	592	572	18	2	0	0	0	0	0	0	0	0	0	0	0	0	0	0	0	0	0	0	0	0	0	0	0	0	592	0			
HV	10	3	2	5	0	0	0	10	0	0	0	0	0	0	0	0	0	0	0	0	0	0	0	0	0	0	0	0	10	0			
LEA	97	1	1	4	47	40	4	19	78	0	0	0	2	0	0	0	0	0	0	0	1	23	38	0	0	0	7	0	7	6	91		
MFP	2	0	0	2	0	0	0	2	0	0	0	2	0	0	0	0	0	0	0	0	0	0	0	0	0	0	0	0	2	0			

Screenings Reported by CFC/CPS/DCFS and Agencies Represented / FY2019 Q3

Agency Type	Total Screened	Ages (in Months)							Not Referred	Total Referred	Screenings of Children involved with DCFS			# of Children Ages 0 to 3 Referred to										# of Children Ages 3 to 5 Referred to								Sub-Totals	
		0-11	12-23	24-35	36-47	48-60	61+	In Intact Family Services			Children of Teen Wards	In Foster Care	LEA EI	(ECSE)	EHS	PI (center-based)	Child Care Program	HV	Other Services	Multiple Services	Rescreening	LEA (ECSE)	PFA	HS	Child Care Program	HV	Other Services	Multiple Services	Rescreening	Ages 0-35 mos.	Ages 36-61+ mos.		
PAT	30	8	12	10	0	0	0	28	2	0	0	0	1	0	0	0	0	0	0	0	0	0	0	0	0	0	0	0	30	0			
CFC #05 Child & Family Connections, DayOne PACT, 750 Warrenville Rd, Ste 300, Lisle, IL 60532 - Marianne McGuire																																	
CC	0	0	0	0	0	0	0	0	0	0	0	0	0	0	0	0	0	0	0	0	0	0	0	0	0	0	0	0	0	0			
DCFS	17	8	5	2	2	0	0	0	0	0	0	0	0	0	0	0	0	0	0	0	0	0	0	0	0	0	0	0	15	2			
EI	103	7	18	19	27	29	3	61	42	0	0	0	25	3	0	0	0	0	0	0	0	14	0	0	0	0	0	0	44	59			
FCM	513	495	16	2	0	0	0	0	0	0	0	0	0	0	0	0	0	0	0	0	0	0	0	0	0	0	0	0	513	0			
HV	36	11	11	13	1	0	0	12	24	0	0	0	5	2	0	0	1	0	21	5	1	0	0	0	0	0	0	0	35	1			
LEA	695	24	38	104	351	162	13	227	468	0	0	1	13	31	2	2	4	5	3	3	11	99	193	28	0	0	25	16	45	166	526		
PAT	58	6	9	7	20	13	3	19	39	0	0	0	2	0	0	0	0	17	0	0	0	12	5	0	1	0	1	0	22	36			
CFC #06 Child & Family Connections, Clearbrook, 1835 W Central Rd, Arlington Heights, IL 60005 - Jason Tietz																																	
LEA	381	6	3	43	202	105	22	137	244	0	0	1	4	22	0	0	0	5	1	0	6	71	100	0	0	0	22	0	19	52	329		
CFC #07 Child & Family Connections, Suburban Access, Inc, One Westbrook Corporate Ctr, Ste 640, Westchester, IL 60154 - JoAnn Alferink																																	
CFC	3	0	1	2	0	0	0	1	2	0	0	0	1	0	0	0	0	1	0	0	0	0	0	0	0	0	0	0	3	0			
FCM	277	266	11	0	0	0	0	0	0	0	0	0	0	0	0	0	0	0	0	0	0	0	0	0	0	0	0	0	277	0			
HV	3	0	1	2	0	0	0	1	2	0	0	0	1	0	0	0	0	1	0	0	0	0	0	0	0	0	0	0	3	0			
LEA	130	0	0	24	50	36	5	0	130	0	0	0	0	4	0	0	0	0	24	0	1	11	83	0	0	0	3	0	24	91			
MIECHV	66	14	24	24	4	0	0	59	7	0	0	0	4	1	0	0	0	0	0	0	0	0	0	0	0	0	0	0	62	4			
CFC #08 Child & Family Connections, Easter Seals of Metropolitan Chicago, 9455 S Hoyne Ave, Chicago, IL 60643 - Marlene Stroube																																	
LEA	0	0	0	0	0	0	0	0	0	0	0	0	0	0	0	0	0	0	0	0	0	0	0	0	0	0	0	0	0	0			
CFC #09 Child & Family Connections, Hektoen Institute for Medical Research, LLC, 5422 W Roosevelt Rd, Chicago, IL 60644 - Grace Ortiz																																	
FCM	58	52	5	1	0	0	0	0	0	0	0	0	0	0	0	0	0	0	0	0	0	0	0	0	0	0	0	0	58	0			
CFC #12 Child & Family Connections, Easter Seals of Metropolitan Chicago, 17300 S Ozark Ave - North Bldg, Tinley Park, IL 60477 - Peter Byrne																																	
LEA	275	6	6	8	114	98	43	221	54	0	0	0	0	2	0	0	0	18	0	0	0	4	8	0	0	0	9	0	7	20	255		
CFC #13 Child & Family Connections, Regional Office of Education #26, 130 S Lafayette St, Ste 200, Macomb, IL 61455 - Chuck Farr																																	
DCFS	23	3	9	7	1	3	0	0	0	0	0	0	0	0	0	0	0	0	0	0	0	0	0	0	0	0	0	0	19	4			
FCM	370	348	15	7	0	0	0	0	0	0	0	0	0	0	0	0	0	0	0	0	0	0	0	0	0	0	0	0	370	0			
HV	1	0	0	1	0	0	0	1	0	0	0	0	0	0	0	0	0	0	0	0	0	0	0	0	0	0	0	1	0				
LEA	3	0	0	2	1	0	0	0	3	0	0	1	0	1	0	0	0	0	1	0	0	0	1	0	0	0	0	0	2	1			

Screenings Reported by CFC/CPS/DCFS and Agencies Represented / FY2019 Q3

Agency Type	Total Screened	Ages (in Months)							Not Referred	Total Referred	Screenings of Children involved with DCFS			# of Children Ages 0 to 3 Referred to										# of Children Ages 3 to 5 Referred to								Sub-Totals	
		0-11	12-23	24-35	36-47	48-60	61+	In Intact Family Services			Children of Teen Wards	In Foster Care	EI	LEA (ECSE)		PI (center-based)	Child Care Program	HV	Other Services	Multiple Services	Rescreening	LEA (ECSE)	PFA	HS	Child Care Program	HV	Other Services	Multiple Services	Rescreening	Ages 0-35 mos.	Ages 36-61+ mos.		
PI	67	22	23	19	3	0	0	46	21	3	0	5	1	0	0	0	0	2	0	0	1	0	17	0	0	0	0	0	0	64	3		
CFC #14 Child & Family Connections, 3000 W Rohmann Ave., West Peoria, IL 61604 - Michelle Harr																																	
CFC	5	0	0	5	0	0	0	0	5	0	0	0	5	0	0	0	0	0	0	0	0	0	0	0	0	0	0	0	0	5	0		
DCFS	73	25	27	14	5	2	0	0	0	0	0	0	0	0	0	0	0	0	0	0	0	0	0	0	0	0	0	0	66	7			
FCM	248	200	34	14	0	0	0	0	0	0	0	0	0	0	0	0	0	0	0	0	0	0	0	0	0	0	0	0	248	0			
HV	22	7	9	6	0	0	0	21	1	0	0	0	1	0	0	0	0	0	0	0	0	0	0	0	0	0	0	0	22	0			
LEA	326	9	11	54	179	61	12	123	203	4	0	9	0	2	0	13	0	0	3	1	8	13	126	0	0	0	17	18	13	74	252		
MFP	69	0	0	24	37	8	0	36	33	0	0	0	0	0	0	0	0	0	0	0	14	0	0	0	0	0	0	19	24	45			
CFC #15 Child & Family Connections, Services of Will, Grundy, & Kankakee Counties, Inc., 2300 Glenwood Ave, Joliet, IL 60435 - Rachel Cimino																																	
DCFS	57	15	16	12	8	6	0	0	0	0	0	0	0	0	0	0	0	0	0	0	0	0	0	0	0	0	0	0	43	14			
EI	67	26	17	21	3	0	0	50	17	0	0	0	15	0	0	0	0	0	0	0	1	0	0	0	1	0	0	0	64	3			
FCM	395	341	42	12	0	0	0	0	0	0	0	0	0	0	0	0	0	0	0	0	0	0	0	0	0	0	0	0	395	0			
HS/EHS	30	11	11	1	3	4	0	27	3	0	0	0	0	0	0	0	0	0	0	0	2	0	0	0	0	0	0	1	23	7			
HV	101	30	37	31	3	0	0	86	15	0	0	0	15	0	0	0	0	0	0	0	0	0	0	0	0	0	0	0	98	3			
LEA	1173	5	9	101	517	436	105	595	578	0	0	0	9	5	0	0	0	0	0	0	0	145	290	0	18	0	37	1	75	115	1058		
CFC #16 Child & Family Connections, 201 W Springfield Ave, Ste 508 & 509, Champaign, IL 61820 - Chris Johnson																																	
DCFS	59	12	23	15	6	3	0	0	0	0	0	0	0	0	0	0	0	0	0	0	0	0	0	0	0	0	0	0	50	9			
FCM	449	405	29	15	0	0	0	0	0	0	0	0	0	0	0	0	0	0	0	0	0	0	0	0	0	0	0	0	449	0			
CFC #17 Child & Family Connections, ROE of Adams/Pike Counties, 510 Maine St, Ste 615, Quincy, IL 62301 - Michelle Schwanke																																	
DCFS	34	10	8	9	5	2	0	0	0	0	0	0	0	0	0	0	0	0	0	0	0	0	0	0	0	0	0	0	27	7			
FCM	202	178	15	9	0	0	0	0	0	0	0	0	0	0	0	0	0	0	0	0	0	0	0	0	0	0	0	0	202	0			
HS/EHS	79	0	0	0	40	36	3	54	25	0	0	1	0	0	0	0	0	0	0	0	1	0	0	0	0	0	0	24	0	79			
HV	50	10	12	25	3	0	0	50	0	0	0	0	0	0	0	0	0	0	0	0	0	0	0	0	0	0	0	0	47	3			
LEA	205	0	0	16	91	70	27	165	40	5	0	4	0	0	0	0	0	0	0	0	5	0	0	0	0	0	0	29	16	188			
CFC #18 Child & Family Connections, Sangamon Co. Public Health Department, 2833 S Grand Ave, E, Springfield, IL 62703 - Lisa McGlothlin																																	
DCFS	35	11	13	9	1	1	0	0	0	0	0	0	0	0	0	0	0	0	0	0	0	0	0	0	0	0	0	0	33	2			
FCM	279	255	15	9	0	0	0	0	0	0	0	0	0	0	0	0	0	0	0	0	0	0	0	0	0	0	0	0	279	0			
LEA	60	0	0	14	36	10	0	42	18	0	0	0	0	0	0	0	0	8	0	3	0	60	0	0	0	4	5	5	14	46			
PI	27	6	4	18	0	0	0	25	2	0	0	0	2	0	0	0	0	0	0	0	0	0	0	0	0	0	0	0	28	0			

Screenings Reported by CFC/CPS/DCFS and Agencies Represented / FY2019 Q3

Agency Type	Total Screened	Screenings of Children involved with DCFS										# of Children Ages 0 to 3 Referred to										# of Children Ages 3 to 5 Referred to										Sub-Totals																																																																																																																																																																																																																																																																																																																																																																																																																																																																																																																																																																																																																																																																																																																																																																																																																																																																																						
		Ages (in Months)							Not Referred	Total Referred	In Intact Family Services	Children of Teen Wards	In Foster Care	LEA				PI (center-based)	Child Care Program	HV	Other				Multiple Rescreening	LEA (ECSE)	PFA	HS	Child Care Program	HV	Other Services	Multiple Services	Rescreening	Ages 0-35 mos.	Ages 36-61+ mos.																																																																																																																																																																																																																																																																																																																																																																																																																																																																																																																																																																																																																																																																																																																																																																																																																																																																																			
		0-11	12-23	24-35	36-47	48-60	61+	ECSE						EHS	ECSE	ECSE	ECSE				ECSE	ECSE	ECSE	ECSE												ECSE	ECSE	ECSE	ECSE	ECSE	ECSE	ECSE	ECSE	ECSE	ECSE	ECSE	ECSE	ECSE	ECSE	ECSE	ECSE	ECSE	ECSE	ECSE	ECSE	ECSE	ECSE	ECSE	ECSE	ECSE	ECSE	ECSE	ECSE	ECSE	ECSE	ECSE	ECSE	ECSE	ECSE	ECSE	ECSE	ECSE	ECSE	ECSE	ECSE	ECSE	ECSE	ECSE	ECSE	ECSE	ECSE	ECSE	ECSE	ECSE	ECSE	ECSE	ECSE	ECSE	ECSE	ECSE	ECSE	ECSE	ECSE	ECSE	ECSE	ECSE	ECSE	ECSE	ECSE	ECSE	ECSE	ECSE	ECSE	ECSE	ECSE	ECSE	ECSE	ECSE	ECSE	ECSE	ECSE	ECSE	ECSE	ECSE	ECSE	ECSE	ECSE	ECSE	ECSE	ECSE	ECSE	ECSE	ECSE	ECSE	ECSE	ECSE	ECSE	ECSE	ECSE	ECSE	ECSE	ECSE	ECSE	ECSE	ECSE	ECSE	ECSE	ECSE	ECSE	ECSE	ECSE	ECSE	ECSE	ECSE	ECSE	ECSE	ECSE	ECSE	ECSE	ECSE	ECSE	ECSE	ECSE	ECSE	ECSE	ECSE	ECSE	ECSE	ECSE	ECSE	ECSE	ECSE	ECSE	ECSE	ECSE	ECSE	ECSE	ECSE	ECSE	ECSE	ECSE	ECSE	ECSE	ECSE	ECSE	ECSE	ECSE	ECSE	ECSE	ECSE	ECSE	ECSE	ECSE	ECSE	ECSE	ECSE	ECSE	ECSE	ECSE	ECSE	ECSE	ECSE	ECSE	ECSE	ECSE	ECSE	ECSE	ECSE	ECSE	ECSE	ECSE	ECSE	ECSE	ECSE	ECSE	ECSE	ECSE	ECSE	ECSE	ECSE	ECSE	ECSE	ECSE	ECSE	ECSE	ECSE	ECSE	ECSE	ECSE	ECSE	ECSE	ECSE	ECSE	ECSE	ECSE	ECSE	ECSE	ECSE	ECSE	ECSE	ECSE	ECSE	ECSE	ECSE	ECSE	ECSE	ECSE	ECSE	ECSE	ECSE	ECSE	ECSE	ECSE	ECSE	ECSE	ECSE	ECSE	ECSE	ECSE	ECSE	ECSE	ECSE	ECSE	ECSE	ECSE	ECSE	ECSE	ECSE	ECSE	ECSE	ECSE	ECSE	ECSE	ECSE	ECSE	ECSE	ECSE	ECSE	ECSE	ECSE	ECSE	ECSE	ECSE	ECSE	ECSE	ECSE	ECSE	ECSE	ECSE	ECSE	ECSE	ECSE	ECSE	ECSE	ECSE	ECSE	ECSE	ECSE	ECSE	ECSE	ECSE	ECSE	ECSE	ECSE	ECSE	ECSE	ECSE	ECSE	ECSE	ECSE	ECSE	ECSE	ECSE	ECSE	ECSE	ECSE	ECSE	ECSE	ECSE	ECSE	ECSE	ECSE	ECSE	ECSE	ECSE	ECSE	ECSE	ECSE	ECSE	ECSE	ECSE	ECSE	ECSE	ECSE	ECSE	ECSE	ECSE	ECSE	ECSE	ECSE	ECSE	ECSE	ECSE	ECSE	ECSE	ECSE	ECSE	ECSE	ECSE	ECSE	ECSE	ECSE	ECSE	ECSE	ECSE	ECSE	ECSE	ECSE	ECSE	ECSE	ECSE	ECSE	ECSE	ECSE	ECSE	ECSE	ECSE	ECSE	ECSE	ECSE	ECSE	ECSE	ECSE	ECSE	ECSE	ECSE	ECSE	ECSE	ECSE	ECSE	ECSE	ECSE	ECSE	ECSE	ECSE	ECSE	ECSE	ECSE	ECSE	ECSE	ECSE	ECSE	ECSE	ECSE	ECSE	ECSE	ECSE	ECSE	ECSE	ECSE	ECSE	ECSE	ECSE	ECSE	ECSE	ECSE	ECSE	ECSE	ECSE	ECSE	ECSE	ECSE	ECSE	ECSE	ECSE	ECSE	ECSE	ECSE	ECSE	ECSE	ECSE	ECSE	ECSE	ECSE	ECSE	ECSE	ECSE	ECSE	ECSE	ECSE	ECSE	ECSE	ECSE	ECSE	ECSE	ECSE	ECSE	ECSE	ECSE	ECSE	ECSE	ECSE	ECSE	ECSE	ECSE	ECSE	ECSE	ECSE	ECSE	ECSE	ECSE	ECSE	ECSE	ECSE	ECSE	ECSE	ECSE	ECSE	ECSE	ECSE	ECSE	ECSE	ECSE	ECSE	ECSE	ECSE	ECSE	ECSE	ECSE	ECSE	ECSE	ECSE	ECSE	ECSE	ECSE	ECSE	ECSE	ECSE	ECSE	ECSE	ECSE	ECSE	ECSE	ECSE	ECSE	ECSE	ECSE	ECSE	ECSE	ECSE	ECSE	ECSE	ECSE	ECSE	ECSE	ECSE	ECSE	ECSE	ECSE	ECSE	ECSE	ECSE	ECSE	ECSE	ECSE	ECSE	ECSE	ECSE	ECSE	ECSE	ECSE	ECSE	ECSE	ECSE	ECSE	ECSE	ECSE	ECSE	ECSE	ECSE	ECSE	ECSE	ECSE	ECSE	ECSE	ECSE	ECSE	ECSE	ECSE	ECSE	ECSE	ECSE	ECSE	ECSE	ECSE	ECSE	ECSE	ECSE	ECSE	ECSE	ECSE	ECSE	ECSE	ECSE	ECSE	ECSE	ECSE	ECSE	ECSE	ECSE	ECSE	ECSE	ECSE	ECSE	ECSE	ECSE	ECSE	ECSE	ECSE	ECSE	ECSE	ECSE	ECSE	ECSE	ECSE	ECSE	ECSE	ECSE	ECSE	ECSE	ECSE	ECSE	ECSE	ECSE	ECSE	ECSE	ECSE	ECSE	ECSE	ECSE	ECSE	ECSE	ECSE	ECSE	ECSE	ECSE	ECSE	ECSE	ECSE	ECSE	ECSE	ECSE	ECSE	ECSE	ECSE	ECSE	ECSE	ECSE	ECSE	ECSE	ECSE	ECSE	ECSE	ECSE	ECSE	ECSE	ECSE	ECSE	ECSE	ECSE	ECSE	ECSE	ECSE	ECSE	ECSE	ECSE	ECSE	ECSE	ECSE	ECSE	ECSE	ECSE	ECSE	ECSE	ECSE	ECSE	ECSE	ECSE	ECSE	ECSE	ECSE	ECSE	ECSE	ECSE	ECSE	ECSE	ECSE	ECSE	ECSE	ECSE	ECSE	ECSE	ECSE	ECSE	ECSE	ECSE	ECSE	ECSE	ECSE	ECSE	ECSE	ECSE	ECSE	ECSE	ECSE	ECSE	ECSE	ECSE	ECSE	ECSE	ECSE	ECSE	ECSE	ECSE	ECSE	ECSE	ECSE	ECSE	ECSE	ECSE	ECSE	ECSE	ECSE	ECSE	ECSE	ECSE	ECSE	ECSE	ECSE	ECSE	ECSE	ECSE	ECSE	ECSE	ECSE	ECSE	ECSE	ECSE	ECSE	ECSE	ECSE	ECSE	ECSE	ECSE	ECSE	ECSE	ECSE	ECSE	ECSE	ECSE	ECSE	ECSE	ECSE	ECSE	ECSE	ECSE	ECSE	ECSE	ECSE	ECSE	ECSE	ECSE	ECSE	ECSE	ECSE	ECSE	ECSE	ECSE	ECSE	ECSE	ECSE	ECSE	ECSE	ECSE	ECSE	ECSE	ECSE	ECSE	ECSE	ECSE	ECSE	ECSE	ECSE	ECSE	ECSE	ECSE	ECSE	ECSE	ECSE	ECSE	ECSE	ECSE	ECSE	ECSE	ECSE	ECSE	ECSE	ECSE	ECSE	ECSE	ECSE	ECSE	ECSE	ECSE	ECSE	ECSE	ECSE	ECSE	ECSE	ECSE	ECSE	ECSE	ECSE	ECSE	ECSE	ECSE	ECSE	ECSE	ECSE	ECSE	ECSE	ECSE	ECSE	ECSE	ECSE	ECSE	ECSE	ECSE	ECSE	ECSE	ECSE	ECSE	ECSE	ECSE	ECSE	ECSE	ECSE	ECSE	ECSE	ECSE	ECSE	ECSE	ECSE	ECSE	ECSE	ECSE	ECSE	ECSE	ECSE	ECSE	ECSE	ECSE	ECSE	ECSE	ECSE	ECSE	ECSE	ECSE	ECSE	ECSE	ECSE	ECSE	ECSE	ECSE	ECSE	ECSE	ECSE	ECSE	ECSE	ECSE	ECSE	ECSE	ECSE	ECSE	ECSE	ECSE	ECSE	ECSE	ECSE	ECSE	ECSE	ECSE	ECSE	ECSE	ECSE	ECSE	ECSE	ECSE	ECSE	ECSE	ECSE	ECSE	ECSE	ECSE	ECSE	ECSE	ECSE	ECSE	ECSE	ECSE	ECSE	ECSE	ECSE	ECSE	ECSE	ECSE	ECSE	ECSE	ECSE	ECSE	ECSE	ECSE	ECSE	ECSE	ECSE	ECSE	ECSE	ECSE	ECSE	ECSE	ECSE	ECSE	ECSE	ECSE	ECSE	ECSE	ECSE	ECSE	ECSE	ECSE	ECSE	ECSE	ECSE	ECSE	ECSE	ECSE	ECSE	ECSE	ECSE	ECSE	ECSE	ECSE	ECSE	ECSE	ECSE	ECSE</

Screenings Reported by CFC/CPS/DCFS and Agencies Represented / FY2019 Q3

Agency Type	Total Screened	Ages (in Months)							Not Referred	Total Referred	Screenings of Children involved with DCFS			# of Children Ages 0 to 3 Referred to								# of Children Ages 3 to 5 Referred to								Sub-Totals	
		0-11	12-23	24-35	36-47	48-60	61+	In Intact Family Services			Children of Teen Wards	In Foster Care	LEA EI	LEA (ECSE)	EHS	PI (center-based)	Child Care Program	HV	Other Services	Multiple Services	Rescreening	LEA (ECSE)	PFA	HS	Child Care Program	HV	Other Services	Multiple Services	Rescreening	Ages 0-35 mos.	Ages 36-61+ mos.
PI	4	1	2	1	0	0	0	0	0	0	0	0	0	0	0	0	0	0	0	0	0	0	0	0	0	0	0	0	4	0	
WIC	74	51	21	1	0	0	0	32	42	0	0	2	1	0	0	0	0	0	0	0	15	0	0	0	0	0	0	0	73	0	
CFC #24	Child & Family Connections, Archway, Inc., 2751 W Main, PO Box 1180, Carbondale, IL 62901-1180 - Deanna Cruse																														
CC	164	19	24	46	35	40	0	0	164	0	0	0	14	0	0	0	89	0	0	14	29	5	0	0	75	0	0	5	30	89	75
CFC	3	1	1	1	0	0	0	0	3	0	0	0	1	0	0	0	2	0	0	0	0	0	0	0	0	0	0	0	3	0	
DCFS	17	9	6	1	1	0	0	0	0	0	0	0	0	0	0	0	0	0	0	0	0	0	0	0	0	0	0	0	16	1	
EI	1	0	0	1	0	0	0	0	1	0	0	0	1	0	0	0	0	0	0	0	0	0	0	0	0	0	0	0	1	0	
FCM	172	159	12	1	0	0	0	0	0	0	0	0	0	0	0	0	0	0	0	0	0	0	0	0	0	0	0	0	172	0	
HS/EHS	13	0	0	0	4	9	0	12	1	0	0	0	0	0	0	0	0	0	0	0	1	0	0	0	0	0	0	0	0	13	
HV	173	37	49	71	14	2	0	120	53	0	0	0	0	0	0	20	0	37	0	6	0	0	0	2	0	0	0	0	157	16	
LEA	177	7	12	27	55	75	1	67	110	0	0	0	3	5	0	7	0	21	1	19	20	24	32	12	0	0	3	11	10	46	131
CFC #25	Child & Family Connections, Options & Advocacy for McHenry Co., 365 Millennium Dr, Ste A, Crystal Lake, IL 60012 - Karen Rios																														
CC	256	19	39	60	60	78	0	224	32	2	0	0	15	0	0	0	0	0	0	0	0	17	0	0	0	0	0	0	0	118	138
CFC	252	62	92	98	0	0	0	0	252	0	0	0	252	0	0	0	0	0	0	0	0	0	0	0	0	0	0	0	252	0	
DCFS	17	0	6	8	1	2	0	0	0	0	0	0	0	0	0	0	0	0	0	0	0	0	0	0	0	0	0	0	14	3	
FCM	155	137	10	8	0	0	0	0	0	0	0	0	0	0	0	0	0	0	0	0	0	0	0	0	0	0	0	0	155	0	
LEA	135	0	0	8	75	52	0	30	105	0	0	0	0	5	0	0	0	0	2	0	0	24	62	0	0	0	4	0	8	8	127
Chicago Health Department / Clinics, , , , -																															
DCFS	102	25	35	22	15	5	0	0	0	0	0	0	0	0	0	0	0	0	0	0	0	0	0	0	0	0	0	0	82	20	
FCM	2476	2329	125	22	0	0	0	0	0	0	0	0	0	0	0	0	0	0	0	0	0	0	0	0	0	0	0	0	2476	0	
Chicago Public Schools, Office of Diverse Learner Supports & Services, 42 W Madison St, 2nd Floor, Chicago, IL 60602 - Elizabeth Keenan, PhD																															
LEA	1671	54	143	292	461	435	286	1050	621	0	0	0	45	0	0	0	0	0	0	0	115	186	0	0	0	0	0	0	279	489	1182
DCFS/Erikson Institute Statewide, 451 North LaSalle Street, , Chicago, IL 60654 - Andria Goss																															
DCFS	224	90	56	60	18	0	0	0	0	203	0	0	72	0	94	0	0	79	23	0	60	8	0	13	0	0	9	0	0	206	18

Screenings Reported by CFC/CPS/DCFS and Screening Tools Utilized / FY2019 Q3

Screening Tool	Total Screened	Screenings of Children involved with DCFS										# of Children Ages 0 to 3 Referred to										# of Children Ages 3 to 5 Referred to							
		Ages (in Months)						Not Referred	Total Referred	In Intact Family Services	Children of Teen Wards	In Foster Care	EI	LEA (ECSE)	PI (EHS)	Child Care Program	HV	Other Services	Multiple Services	Rescreening	LEA (ECSE)	PFA	HS	Child Care Program	HV	Other Services	Multiple Services	Rescreening	
		0-11	12-23	24-35	36-47	48-60	61+																						
CFC #01 Child & Family Connections, Access Services of Northern Illinois, 1752 Windsor Rd, Ste 102, PO Box 16390, Loves Park, IL 61132-6390 - Dee Dee Lowery																													
ASQ	0	0	0	0	0	0	0	0	0	0	0	0	0	0	0	0	0	0	0	0	0	0	0	0	0	0	0	0	0
ASQ-3	818	69	92	103	355	183	17	355	463	0	0	13	14	0	0	0	0	2	1	0	48	64	312	28	20	0	32	183	136
ASQ:SE	539	43	47	66	246	122	16	253	286	0	0	3	7	0	0	0	0	2	0	0	0	44	257	28	20	0	0	182	121
BRIG	6	0	0	0	2	4	0	5	1	0	0	0	0	0	0	0	0	0	0	0	0	0	1	0	0	0	0	0	0
DIAL	18	0	0	0	5	10	3	17	1	0	0	0	0	0	0	0	0	0	0	0	0	0	1	0	0	0	0	0	0
DIAL-3	0	0	0	0	0	0	0	0	0	0	0	0	0	0	0	0	0	0	0	0	0	0	0	0	0	0	0	0	0
DIAL-4	654	10	4	45	287	226	82	392	262	1	0	4	6	9	0	0	7	0	2	0	2	52	140	0	13	0	20	20	31
ESI	103	13	41	28	12	8	1	47	56	0	0	9	2	0	0	0	0	0	0	0	48	1	0	0	0	0	0	0	5
ESI-R	529	39	42	65	246	122	16	244	285	0	0	3	6	0	0	0	0	2	0	0	0	44	257	28	20	0	0	182	121
PLS	293	0	0	29	85	118	61	237	56	0	0	1	0	2	0	0	0	0	0	0	7	25	6	0	0	0	0	0	16
PLS-4	0	0	0	0	0	0	0	0	0	0	0	0	0	0	0	0	0	0	0	0	0	0	0	0	0	0	0	0	0
PQ	8	0	0	0	6	2	0	5	3	1	0	0	0	0	0	0	0	0	0	0	0	3	0	0	0	0	0	0	0
Speed DIAL-4	326	0	0	29	108	128	61	237	89	0	0	1	0	2	0	0	0	0	0	0	7	26	6	0	0	0	32	1	17
CFC #02 Child & Family Connections, Lake County Health Department, 3010 Grand Ave, 2nd Floor, Waukegan, IL 60085 - Donna Musser																													
ASQ-3	443	110	157	170	3	3	0	354	89	0	0	3	60	3	0	0	2	1	15	1	8	0	0	0	0	0	0	0	0
DIAL-4	134	0	0	3	73	43	15	50	84	0	0	1	0	3	0	0	0	0	0	0	27	29	5	0	0	22	12	9	
CFC #03 Child & Family Connections, Regional Office of Education for Carroll, Jo Daviess, & Stephenson Co., 27 S State Ave, Ste 101, Freeport, IL 61032 - Angela Hodges																													
ASQ	637	371	101	81	47	37	0	618	19	0	0	0	1	0	0	0	0	0	2	0	0	0	0	0	0	0	0	0	0
ASQ-3	243	143	47	22	25	6	0	198	45	0	0	0	2	0	0	0	0	0	1	0	11	4	27	0	0	2	0	0	0
ASQ:SE	103	1	0	11	61	26	4	7	96	1	0	3	0	4	0	0	0	0	2	2	0	56	91	0	0	2	9	55	5
ASQ:SE-2	38	10	19	8	1	0	0	37	1	0	0	0	0	0	0	0	0	1	0	0	0	0	0	0	0	0	0	0	0
BOEHM	74	0	0	4	43	23	4	5	69	1	0	3	0	4	0	0	0	0	2	2	0	56	64	0	0	0	9	55	5
BRIG	74	0	0	4	43	23	4	5	69	1	0	3	0	4	0	0	0	0	2	2	0	56	64	0	0	0	9	55	5
BRIG-3	9	0	0	1	2	6	0	9	0	0	0	0	0	0	0	0	0	0	0	0	0	0	0	0	0	0	0	0	0
DIAL-4	71	2	7	7	40	12	3	27	44	0	0	0	0	1	0	0	0	0	0	0	6	36	0	0	0	1	0	0	0
MCHAT	51	42	1	8	0	0	0	48	3	0	0	0	1	0	0	0	0	0	2	0	0	0	0	0	0	0	0	0	0
Play-Based	100	0	0	19	64	17	0	0	100	1	0	2	0	9	1	0	0	0	0	0	0	30	48	12	0	2	0	0	0
CFC #04 Child & Family Connections, DayOne PACT, 1551 E Fabyan Pkwy, Geneva, IL 60134 - Ellana Mavromatis																													
ASQ-3	88	7	11	11	30	27	2	41	47	0	0	2	1	0	0	0	0	0	0	0	0	9	29	0	0	0	2	0	5
ASQ:SE	14	1	0	3	7	2	1	8	6	0	0	0	0	0	0	0	0	0	0	0	0	2	0	0	0	0	0	0	4

Screenings Reported by CFC/CPS/DCFS and Screening Tools Utilized / FY2019 Q3

Screening Tool	Total Screened	Ages (in Months)							Not Referred	Total Referred	Screenings of Children involved with DCFS			# of Children Ages 0 to 3 Referred to										# of Children Ages 3 to 5 Referred to							
		0-11	12-23	24-35	36-47	48-60	61+	In Intact Family Services			Children of Teen Wards	In Foster Care	EI	LEA (ECSE)	EHS	PI (center-based)	Child Care Program	HV	Other Services	Multiple Services	Rescreening	LEA (ECSE)	PFA	HS	Child Care Program	HV	Other Services	Multiple Services	Rescreening		
ASQ:SE-2	41	6	10	8	11	5	1	31	10	0	0	0	1	0	0	0	0	0	0	0	0	3	5	0	0	0	0	0	1		
DIAL-4	15	4	4	4	2	1	0	13	2	0	0	0	0	0	0	0	0	0	0	0	0	0	0	0	0	0	0	2			
PLS-5	17	0	0	0	11	5	1	8	9	0	0	0	0	0	0	0	0	0	0	0	3	5	0	0	0	0	0	1			
Speed DIAL-4	34	0	1	1	17	13	2	1	33	0	0	0	2	0	0	0	0	0	0	0	14	9	0	0	0	5	0	2			
CFC #05 Child & Family Connections, DayOne PACT, 750 Warrenville Rd, Ste 300, Lisle, IL 60532 - Marianne McGuire																															
ASQ	116	0	2	19	53	34	5	24	92	0	0	0	8	5	0	0	0	0	0	0	9	34	15	1	0	0	0	3	23		
ASQ-3	495	47	71	108	176	84	9	220	275	0	0	0	36	27	2	0	1	17	22	8	3	59	78	12	1	0	4	11	7		
ASQ:SE	286	29	43	63	94	46	8	134	152	0	0	1	11	5	0	0	0	17	0	0	9	36	16	16	1	0	17	2	26		
ASQ:SE-2	49	4	8	10	21	6	0	14	35	0	0	0	1	2	0	0	0	0	10	4	0	6	3	0	0	0	0	10	1		
BRIG	12	0	0	0	10	2	0	4	8	0	0	0	0	0	0	0	0	0	0	0	6	2	0	0	0	0	0	0	0		
CIP	32	0	0	2	22	7	1	10	22	0	0	0	0	0	0	0	0	2	0	0	9	9	0	0	0	0	0	0	2		
DECA I/T - DECA-C	0	0	0	0	0	0	0	0	0	0	0	0	0	0	0	0	0	0	0	0	0	0	0	0	0	0	0	0	0		
DIAL	94	0	0	4	48	41	1	32	62	0	0	0	0	4	0	0	0	0	0	0	8	44	0	0	0	0	0	0	6		
DIAL-4	95	0	0	6	61	27	1	26	69	0	0	0	0	0	0	2	4	0	0	0	15	47	0	0	0	3	3	1			
ESI-R	0	0	0	0	0	0	0	0	0	0	0	0	0	0	0	0	0	0	0	0	0	0	0	0	0	0	0	0	0		
Play-Based	4	0	0	0	3	1	0	0	4	0	0	0	0	0	0	0	0	0	0	0	4	0	0	0	0	0	0	0	0		
PLS	12	0	0	0	10	2	0	4	8	0	0	0	0	0	0	0	0	0	0	0	6	2	0	0	0	0	0	0	0		
Speed DIAL-4	31	0	0	0	24	7	0	6	25	0	0	0	0	0	0	0	0	0	0	0	0	18	0	0	0	3	0	4			
TPBA	82	0	2	19	31	22	5	13	69	0	0	0	8	5	0	0	0	0	0	0	9	23	0	1	0	0	0	0	23		
CFC #06 Child & Family Connections, Clearbrook, 1835 W Central Rd, Arlington Heights, IL 60005 - Jason Tietz																															
ASQ	32	0	1	5	18	7	1	11	21	0	0	0	0	4	0	0	0	0	0	0	4	11	0	0	0	1	0	1			
ASQ-2	10	0	0	2	4	3	1	7	3	0	0	0	0	0	0	0	0	0	0	1	0	0	0	0	0	0	0	2			
ASQ-3	177	6	3	10	114	37	7	54	123	0	0	0	4	5	0	0	0	5	0	0	17	79	0	0	0	19	0	0			
ASQ:SE-2	99	6	2	6	68	14	3	49	50	0	0	0	4	0	0	0	0	5	0	0	0	29	0	0	0	18	0	0			
BAT	99	6	2	6	68	14	3	49	50	0	0	0	4	0	0	0	0	5	0	0	0	29	0	0	0	18	0	0			
BRIG	7	0	0	0	3	4	0	3	4	0	0	0	0	0	0	0	0	0	0	0	3	0	0	0	0	1	0	0			
DIAL	95	0	0	20	42	25	8	48	47	0	0	1	0	12	0	0	0	0	0	0	22	0	0	0	0	0	0	10			
DIAL-4	115	0	0	11	61	37	6	15	100	0	0	0	0	5	0	0	0	0	1	0	24	61	0	0	0	2	0	5			
ESI	22	0	0	2	8	11	1	10	12	0	0	0	0	0	0	0	0	0	0	1	7	0	0	0	0	0	0	4			
Play-Based	42	0	0	0	30	12	0	0	42	0	0	0	0	0	0	0	0	0	0	0	2	40	0	0	0	0	0	0			
Speed DIAL-4	24	0	0	0	10	10	4	9	15	0	0	0	0	0	0	0	0	0	0	0	8	6	0	0	0	1	0	0			

Screenings Reported by CFC/CPS/DCFS and Screening Tools Utilized / FY2019 Q3

Screening Tool	Total Screened	Screenings of Children involved with DCFS											# of Children Ages 0 to 3 Referred to										# of Children Ages 3 to 5 Referred to										
		Ages (in Months)							Not Referred	Total Referred	In Intact Family Services	Children of Teen Wards	In Foster Care	LEA EI	(ECSE)	PI (center-based)	Child Care Program	HV	Other Services	Multiple Services	Rescreening	LEA (ECSE)	PFA	HS	Child Care Program	Other HV	Services	Multiple Services	Rescreening				
		0-11	12-23	24-35	36-47	48-60	61+																										
CFC #07	Child & Family Connections, Suburban Access, Inc, One Westbrook Corporate Ctr, Ste 640, Westchester, IL 60154 - JoAnn Alferink																																
ASQ	38	8	14	9	3	3	1	30	8	0	0	0	2	0	0	0	0	1	0	0	0	5	0	0	0	0	0	0	0	0	0		
ASQ-3	36	6	11	17	2	0	0	30	6	0	0	0	3	1	0	0	0	0	0	0	0	0	0	0	0	0	0	0	0	0	0		
ASQ:SE	69	13	24	23	5	3	1	57	12	0	0	0	4	1	0	0	0	0	0	0	5	0	0	0	0	0	0	0	0	0	0		
DIAL-4	55	0	0	5	22	23	5	0	55	0	0	0	0	4	0	0	0	0	0	0	11	32	0	0	0	3	0	0	0	0	0		
DIAL-R	75	0	0	19	28	13	0	0	75	0	0	0	0	0	0	0	0	0	24	0	0	51	0	0	0	0	0	0	0	0	0		
CFC #12	Child & Family Connections, Easter Seals of Metropolitan Chicago, 17300 S Ozark Ave - North Bldg, Tinley Park, IL 60477 - Peter Byrne																																
ASQ-3	27	6	6	6	7	2	0	1	26	0	0	0	0	0	0	0	0	18	0	0	0	0	8	0	0	0	0	0	0	0	0	0	
DIAL	8	0	0	2	3	2	1	3	5	0	0	0	0	2	0	0	0	0	0	0	3	0	0	0	0	0	0	0	0	0	0		
DIAL-4	233	4	5	3	100	79	42	194	39	0	0	0	0	0	0	0	0	12	0	0	0	1	8	0	0	0	5	0	7	0	0		
ESI-K	28	0	0	0	11	17	0	24	4	0	0	0	0	0	0	0	0	0	0	0	0	0	0	0	0	4	0	0	0	0	0		
ESI-P	28	0	0	0	11	17	0	24	4	0	0	0	0	0	0	0	0	0	0	0	0	0	0	0	0	4	0	0	0	0	0		
CFC #13	Child & Family Connections, Regional Office of Education #26, 130 S Lafayette St, Ste 200, Macomb, IL 61455 - Chuck Farr																																
ASQ	66	22	23	18	3	0	0	45	21	3	0	5	1	0	0	0	0	2	0	0	1	0	17	0	0	0	0	0	0	0	0		
ASQ-3	1	0	0	1	0	0	0	1	0	0	0	0	0	0	0	0	0	0	0	0	0	0	0	0	0	0	0	0	0	0	0		
ASQ:SE	66	22	23	18	3	0	0	45	21	3	0	5	1	0	0	0	0	2	0	0	1	0	17	0	0	0	0	0	0	0	0		
Speed DIAL-4	3	0	0	2	1	0	0	0	3	0	0	1	0	1	0	0	0	0	1	0	0	0	1	0	0	0	0	0	0	0	0		
CFC #14	Child & Family Connections, 3000 W Rohmann Ave., West Peoria, IL 61604 - Michelle Harr																																
ASQ	138	16	20	48	45	8	1	104	34	0	0	0	1	0	0	0	0	0	0	0	14	0	0	0	0	0	0	0	0	0	19		
ASQ-3	24	0	0	5	15	4	0	11	13	0	0	0	5	0	0	0	0	0	0	0	0	12	0	0	0	0	1	0	0	1	0		
BAT	97	0	0	9	61	24	3	61	36	0	0	0	0	0	0	0	0	0	1	1	1	0	0	0	0	0	13	18	4	0	0		
BRIG	47	9	11	18	8	0	1	47	0	0	0	0	0	0	0	0	0	0	0	0	0	0	0	0	0	0	0	0	0	0	0		
BRIG-3	126	0	0	22	73	27	4	1	125	4	0	8	0	1	0	13	0	0	0	0	7	11	90	0	0	0	0	0	0	0	3		
DIAL-4	33	0	0	2	24	5	2	13	20	0	0	1	0	0	0	0	0	0	0	0	0	22	0	0	0	1	0	6	0	0			
ESI-R	23	0	0	3	13	5	2	1	22	0	0	0	0	1	0	0	0	0	2	0	0	2	14	0	0	0	3	0	0	0	0		
Fluharty	97	0	0	9	61	24	3	61	36	0	0	0	0	0	0	0	0	0	1	1	1	0	0	0	0	0	13	18	4	0	0		
Hearing	47	9	11	18	8	0	1	47	0	0	0	0	0	0	0	0	0	0	0	0	0	0	0	0	0	0	0	0	0	0	0		
PLS-4	69	0	0	24	37	8	0	36	33	0	0	0	0	0	0	0	0	0	0	0	14	0	0	0	0	0	0	0	0	0	19		
CFC #15	Child & Family Connections, Services of Will, Grundy, & Kankakee Counties, Inc., 2300 Glenwood Ave, Joliet, IL 60435 - Rachel Cimino																																
ASQ	76	26	17	21	8	4	0	50	26	0	0	0	15	0	0	0	0	0	0	0	1	2	7	0	1	0	0	0	0	0	0		
ASQ-3	114	36	43	32	3	0	0	99	15	0	0	0	15	0	0	0	0	0	0	0	0	0	0	0	0	0	0	0	0	0	0		

Screenings Reported by CFC/CPS/DCFS and Screening Tools Utilized / FY2019 Q3

Screening Tool	Total Screened	Screenings of Children involved with DCFS										# of Children Ages 0 to 3 Referred to										# of Children Ages 3 to 5 Referred to								
		Ages (in Months)							Not Referred	Total Referred	In Intact Family Services	Children of Teen Wards	In Foster Care	EI	LEA (ECSE)	EHS	PI (center-based)	Child Care Program	HV	Other Services	Multiple Services	Rescreening	LEA (ECSE)	PFA	HS	Child Care Program	HV	Other Services	Multiple Services	Rescreening
		0-11	12-23	24-35	36-47	48-60	61+																							
ASQ:SE	744	1	7	19	292	332	93	555	189	0	0	0	6	0	0	0	0	0	0	0	0	0	12	84	0	0	0	25	1	63
BRIG	642	1	7	32	235	274	93	474	168	0	0	0	6	0	0	0	0	0	0	0	0	12	106	0	0	0	25	1	20	
BRIG-3	10	5	5	0	0	0	0	10	0	0	0	0	0	0	0	0	0	0	0	0	0	0	0	0	0	0	0	0	0	
DIAL	41	0	0	0	24	15	2	0	41	0	0	0	0	0	0	0	0	0	0	0	0	15	7	0	18	0	0	0	1	
DIAL-4	365	4	2	69	192	88	10	41	324	0	0	0	3	5	0	0	0	0	0	0	0	120	177	0	0	0	12	0	7	
CFC #17 Child & Family Connections, ROE of Adams/Pike Counties, 510 Maine St, Ste 615, Quincy, IL 62301 - Michelle Schwanke																														
ASQ-3	50	10	12	25	3	0	0	50	0	0	0	0	0	0	0	0	0	0	0	0	0	0	0	0	0	0	0	0	0	0
ASQ:SE	40	7	10	20	3	0	0	40	0	0	0	0	0	0	0	0	0	0	0	0	0	0	0	0	0	0	0	0	0	0
DIAL	284	0	0	16	131	106	30	219	65	5	0	5	0	0	0	0	0	0	0	0	6	6	0	0	0	0	0	0	0	53
CFC #18 Child & Family Connections, Sangamon Co. Public Health Department, 2833 S Grand Ave, E, Springfield, IL 62703 - Lisa McGlothlin																														
ASQ	27	6	4	18	0	0	0	25	2	0	0	0	2	0	0	0	0	0	0	0	0	0	0	0	0	0	0	0	0	0
BRIG	43	0	0	14	23	6	0	42	1	0	0	0	0	0	0	0	0	8	0	3	0	43	0	0	0	0	0	0	2	
BRIG-3	17	0	0	0	13	4	0	0	17	0	0	0	0	0	0	0	0	0	0	0	0	17	0	0	0	4	5	3		
DIAL-4	0	0	0	0	0	0	0	0	0	0	0	0	0	0	0	0	0	0	0	0	0	0	0	0	0	0	0	0	0	
CFC #19 Child & Family Connections, Macon Co. Community Mental Health Board, 132 S Water St, Ste 604, Decatur, IL 62523 - Debbie Floyd																														
ASQ	52	14	17	21	0	0	0	52	0	12	0	2	0	0	0	0	0	0	0	0	0	0	0	0	0	0	0	0	0	0
ASQ:SE	52	14	17	21	0	0	0	52	0	12	0	2	0	0	0	0	0	0	0	0	0	0	0	0	0	0	0	0	0	0
BRIG	898	4	25	225	323	131	198	136	763	0	0	0	11	19	0	0	0	0	140	8	0	49	522	11	0	0	49	45	3	
HELP	52	14	17	21	0	0	0	52	0	12	0	2	0	0	0	0	0	0	0	0	0	0	0	0	0	0	0	0	0	0
CFC #20 Child & Family Connections, Community Support Systems, 1901 S 4th St, Ste 209, Effingham, IL 62401 - Rita Wahl																														
BRIG	616	1	17	85	165	93	254	236	380	0	0	0	10	12	0	0	0	0	58	0	2	29	221	44	0	0	5	4	2	
DIAL	5	0	0	0	4	1	0	3	2	0	0	0	0	0	0	0	0	0	0	0	0	0	0	0	0	0	0	0	2	
CFC #21 Child & Family Connections, Regional Office of Education #13, 4 Eagle Center, Ste 4, O'Fallon, IL 62269 - Terri Kampwerth																														
ASQ	291	30	34	87	98	39	3	160	131	0	0	1	13	11	0	0	9	0	10	1	0	11	45	0	40	0	8	9	8	
ASQ-3	723	196	193	128	119	76	2	668	55	0	1	0	10	0	0	0	1	1	0	0	6	10	39	0	0	0	0	10	0	
ASQ:SE	323	38	43	101	99	39	3	185	138	0	1	1	14	11	0	0	10	1	10	1	6	11	45	0	40	0	8	9	8	
ASQ:SE-2	39	0	0	12	22	3	2	1	38	0	0	0	0	0	0	0	0	0	0	0	9	38	0	0	0	0	9	0		
BRIG	13	0	0	3	10	0	0	0	13	0	0	0	0	0	0	0	0	0	0	0	1	13	1	0	0	1	1	0		
BRIG-3	15	0	0	1	12	2	0	0	15	0	0	0	0	0	0	0	0	0	0	0	2	13	0	0	0	0	0	0	0	
DIAL-4	253	22	32	57	91	44	7	145	108	0	0	2	10	4	0	0	0	0	1	1	0	11	76	1	8	0	15	14	11	

Screenings Reported by CFC/CPS/DCFS and Screening Tools Utilized / FY2019 Q3

Screening Tool	Total Screened	Ages (in Months)							Not Referred	Total Referred	Screenings of Children involved with DCFS			# of Children Ages 0 to 3 Referred to										# of Children Ages 3 to 5 Referred to							
		0-11	12-23	24-35	36-47	48-60	61+	In Intact Family Services			Children of Teen Wards	In Foster Care	LEA (ECSE)	EI	EHS	PI (center-based)	Child Care Program	HV	Other Services	Multiple Services	Rescreening	LEA (ECSE)	PFA	HS	Child Care Program	Other HV	Services	Multiple Services	Rescreening		
Play-Based	87	0	0	27	49	11	0	3	84	0	0	0	0	10	0	0	9	0	5	0	0	4	24	0	32	0	0	0	0		
PLS-5	1	0	0	0	1	0	0	0	1	0	0	0	0	0	0	0	0	0	0	0	1	1	1	0	0	1	1	0			
Speed DIAL-4	12	0	0	1	8	3	0	0	12	0	0	0	0	0	0	0	0	0	0	0	0	11	0	0	0	0	0	0			
CFC #22	Child & Family Connections, Regional Office of Education #13, 660 W Noleman St, Centralia, IL 62801 - Nicole Van Hise																														
ASQ	42	9	19	9	5	0	0	15	27	1	0	0	1	0	0	0	25	0	0	0	0	0	0	0	0	0	0	0			
ASQ-3	126	17	35	39	17	18	0	45	81	0	0	1	12	0	26	0	19	0	0	9	19	2	1	3	28	0	0	2	28		
ASQ:SE-2	7	0	1	2	1	3	0	0	7	0	0	0	0	0	0	3	0	0	0	3	2	0	0	4	0	0	2	4			
BRIG	455	7	5	127	128	112	76	442	13	0	0	0	0	0	0	0	0	1	0	0	1	0	0	0	0	10	1	0			
BRIG-3	4	0	0	2	1	1	0	0	4	0	0	0	0	0	0	0	0	2	0	0	0	2	0	0	0	0	0	0			
DENVER	11	3	2	6	0	0	0	6	5	0	0	0	1	0	0	0	0	4	0	0	0	0	0	0	0	0	0	0			
Hearing	450	7	5	127	127	110	74	437	13	0	0	0	0	0	0	0	0	1	0	0	1	0	0	0	0	10	1	0			
Speech	450	7	5	127	127	110	74	437	13	0	0	0	0	0	0	0	0	1	0	0	1	0	0	0	0	10	1	0			
CFC #23	Child & Family Connections, Wabash & Ohio Valley Special Education Dist., 800 S Division St, Norris City, IL 62869 - Charity Heifner																														
ASQ	244	74	48	40	45	35	0	190	54	0	0	2	4	0	0	0	0	0	3	0	15	1	0	0	0	0	4	0	0		
ASQ-3	110	13	26	39	21	11	0	10	96	0	0	0	10	0	0	0	64	0	0	8	64	5	0	0	30	0	0	5	30		
ASQ:SE-2	83	5	14	28	23	13	0	0	83	0	0	0	1	0	0	0	42	0	0	1	47	3	0	0	33	0	0	3	33		
DIAL-4	306	23	27	48	134	72	1	158	146	0	0	0	12	0	0	0	0	0	4	2	2	1	127	0	0	0	38	4	7		
Speed DIAL-4	170	23	27	39	45	35	0	158	12	0	0	0	3	0	0	0	0	0	3	0	0	1	0	0	0	0	4	0	0		
CFC #24	Child & Family Connections, Archway, Inc., 2751 W Main, PO Box 1180, Carbondale, IL 62901-1180 - Deanna Cruse																														
ASQ	173	37	49	71	14	2	0	120	53	0	0	0	0	0	0	20	0	37	0	6	0	0	0	2	0	0	0	0	0		
ASQ-3	258	25	31	53	46	103	0	61	197	0	0	0	14	0	0	0	89	20	1	31	46	5	8	0	74	0	3	10	34		
ASQ:SE	1	0	0	0	0	1	0	0	1	0	0	0	0	0	0	0	0	0	0	0	0	0	0	0	1	0	0	0	1		
ASQ:SE-2	97	7	8	7	11	64	0	61	36	0	0	0	0	0	0	0	2	20	1	17	17	0	8	0	0	0	3	5	5		
BRIG	191	13	32	66	59	20	1	117	74	0	0	0	3	5	0	7	0	1	0	2	3	24	22	12	0	0	0	6	5		
BRIG-3	4	0	0	2	2	0	0	0	4	0	0	0	1	0	0	0	0	0	0	0	0	1	2	0	0	0	0	0	0		
Hearing	99	12	27	47	13	0	0	99	0	0	0	0	0	0	0	0	0	0	0	0	0	0	0	0	0	0	0	0	0		
CFC #25	Child & Family Connections, Options & Advocacy for McHenry Co., 365 Millennium Dr, Ste A, Crystal Lake, IL 60012 - Karen Rios																														
ASQ	359	76	116	121	22	24	0	87	272	0	0	0	262	0	0	0	0	0	0	0	0	8	2	0	0	0	0	0	0		
ASQ-3	210	5	15	38	76	76	0	151	59	2	0	0	5	0	0	0	0	0	0	0	0	13	37	0	0	0	4	0	0		
ASQ:SE	82	0	5	13	33	31	0	67	15	0	0	0	2	0	0	0	0	0	0	0	0	11	2	0	0	0	0	0	0		

Screenings Reported by CFC/CPS/DCFS and Screening Tools Utilized / FY2019 Q3

Screening Tool	Total Screened	Screenings of Children involved with DCFS																																	
		Ages (in Months)							Not Referred	Total Referred	In Intact Family Services			Children of Teen Wards			In Foster Care			# of Children Ages 0 to 3 Referred to								# of Children Ages 3 to 5 Referred to							
		0-11	12-23	24-35	36-47	48-60	61+	EI	LEA (ECSE)	EHS	PI (center-based)	Child Care Program	HV	Other Services	Multiple Services	Rescreening	LEA (ECSE)	PFA	HS	Child Care Program	HV	Other Services	Multiple Services	Rescreening											
ASQ:SE-2	42	0	0	0	25	17	0	5	37	0	0	0	0	0	0	0	0	0	0	0	0	0	0	0	0	0	33	0	0	0	4	0	0		
CIP	18	0	0	0	12	6	0	6	12	0	0	0	0	0	0	0	0	0	0	0	0	0	0	0	0	3	9	0	0	0	0	0	0		
DIAL-4	56	0	0	7	25	24	0	10	46	0	0	0	0	0	0	5	0	0	0	0	2	0	0	0	17	14	0	0	0	0	0	0	8		

Chicago Public Schools, Office of Diverse Learner Supports & Services, 42 W Madison St, 2nd Floor, Chicago, IL 60602 - Elizabeth Keenan, PhD

ASQ	1671	54	143	292	461	435	286	1050	621	0	0	0	45	0	0	0	0	0	0	0	0	115	186	0	0	0	0	0	0	279
ESI-P	1671	54	143	292	461	435	286	1050	621	0	0	0	45	0	0	0	0	0	0	0	0	115	186	0	0	0	0	0	0	279
ESI-R	1671	54	143	292	461	435	286	1050	621	0	0	0	45	0	0	0	0	0	0	0	0	115	186	0	0	0	0	0	0	279

DCFS/Erikson Institute Statewide, 451 North LaSalle Street, , Chicago, IL 60654 - Andria Goss

ASQ	224	90	56	60	18	0	0	0	0	203	0	0	72	0	94	0	0	79	23	0	60	8	0	13	0	0	9	0	0
ASQ:SE	224	90	56	60	18	0	0	0	0	203	0	0	72	0	94	0	0	79	23	0	60	8	0	13	0	0	9	0	0
ESI-P	224	90	56	60	18	0	0	0	0	203	0	0	72	0	94	0	0	79	23	0	60	8	0	13	0	0	9	0	0