

TO: Kristina Doan, ISBE
Ann Freiburg, IDHS
Colleen Cunningham, IDHS
Jennifer Grissom, IDHS
All CFC Managers
Andria Goss, Cook County DCFS
Davette Clark-Johnson, CPS
Kelsey Badger, Erikson Institute's DCFS Intact Program
Allison Lowe-Fotos, Ounce of Prevention Fund
Carmen Garcia, Ounce of Prevention Fund
Karen Berman, Ounce of Prevention Fund
Kayla Goldfarb, Ounce of Prevention Fund

DATE: March 5, 2020

RE: FY 2020 Q2 Developmental Screening Report

Enclosed within are Child Find developmental screening reports and maps reflecting the number of children reported as screened from October 1, 2019 through December 31, 2019 throughout the State of Illinois. Please note that IDHS County Health Department (CHD) data is **not** included. When available, it will be located at <http://www.dhs.state.il.us/page.aspx?item=33422>. We hope to reintegrate this data going forward.

TABLE OF CONTENTS

Narrative	2
Sample Form	4
Directions for Completing Form	5
Data Mappings	8
Screenings Reported by ZIP Code	14
Screenings Reported by Month	25
Screenings Reported by Agencies Represented	30
Screenings Reported by Screening Tool Utilized	34

This report, as well as reports reflecting prior years, is made publicly available on our website at <https://www.childfind-idea-il.us/Screening.aspx>. If you have any questions or concerns about the enclosed information, please feel free to reach out via the contact form on our website at <https://www.childfind-idea-il.us/Contact.aspx> or call (800) 851-6197, option 2.

Best Regards,



Adam Morton
Child Find Project Coordinator

Child Find Project Data Collection Mappings

Background

Since 1998, the Illinois State Board of Education (ISBE) has operated the Child Find Project (Child Find), funded through Individuals with Disabilities Education Act Part B, Preschool Discretionary funds to develop and disseminate public awareness materials to Local Education Agencies (LEAs), Special Education Cooperatives, and the Child and Family Connections (CFC) offices.

The Child Find Project, managed by a single Program Coordinator, collects data on the number and location of developmental screenings taking place across Illinois for children between 0 to 5 years of age. A developmental screening is the use of screening tools to track the development of young children across multiple domains. Child Find receives:

- Data from the 25 CFC sites across Illinois. CFCs are the system point of entry for Early Intervention under the Illinois Department of Human Services (IDHS), and are required to report data to Child Find. CFCs receive data from local school districts, with the exception of Chicago Public School (CPS) District #299, where data is reported directly to Child Find.
- Quarterly data on screenings from all health departments reporting to IDHS, which is obtained from the Cornerstone data entry system (Cornerstone).
- Department of Children and Family Services (DCFS) Cook County for children birth to five who are in care. These screenings are conducted by Erikson Institute (Erikson) /DCFS Early Childhood developmental specialists or by the DCFS Integrated Assessment program.
- Monthly data from Erikson/ DCFS Early Childhood Intact Program for Cook, Northern, Central and Southern regions. Erikson/DCFS Early Childhood developmental specialists administer developmental screenings to children ages birth through three entering the foster care system in Cook County and coordinates assessments statewide. The data is not separated by zip codes but reported by the four DCFS regions.

Through the support of the Early Learning Council, the *0-5 Child Find Screening Data Collection Form* (Data Collection Form) used by reporting entities was updated in 2016 in an effort to gather improved information on referral counts, screening tools used, type of reporting program/entity and the type of referral. Among these improvements, a new field was added to include the zip code of locations performing developmental screenings. The inclusion of this field allows for the mapping of portrays where screenings occur, identify potential gaps in reporting and referrals and make the data useful for stakeholders.

Mappings

Child Find has partnered with the Illinois Early Childhood Asset Map (IECAM) to display, through geo-mapping, where developmental screenings are occurring as reported on the Data Collection Form. Developed in 2006, IECAM is funded by ISBE and the IDHS to provide information on existing services, the demographics of young children and their families, and state resources that serve young children. Child Find provides quarterly reports to IECAM which in turn provides mappings on 0-5 Child Find Screenings:

- Total Screened by CFC region
- Total Referred by CFC region

- Total Screened by Zip Code
- Total Referred by Zip Code

Limitations and exclusions

There is no data system to support unduplicated, disaggregated child level data collection, but the addition of the zip code field draws a broader picture of screenings occurring in the state. Even with the stated improvements to the Data Collection Form, limitations remain:

- Reporting to CFCs is voluntary and reporting entities include: school districts, Local Education Agencies (LEAs), Special Education Cooperatives, Regional Offices of Education, child care providers, Head Start/Early Head Start, Home Visiting programs, Early Intervention providers, health departments, health care providers, DCFS, IDHS Family Case Management, multi-funded programs, and Women, Infants and Children.
- CFCs 8, 9, 10 and 11 serve the City of Chicago but do not conduct screening events – Chicago Public Schools (CPS) #299 coordinates all screenings in these regions. It is up to CPS to report the screenings conducted, and data is not broken down by CFC region or even zip code.
- Reporting entities submit data manually through paper forms. CFCs vary greatly in the frequency and method of reporting data to Child find: Some CFCs email forms to the Project Coordinator as forms are received and other CFCs collect forms throughout a quarter before submitting them all at once via US Mail or fax.
- Delayed reporting from entities to CFCs impacts the timeliness of data to Child Find. CFCs do not all report information to Child Find in regular intervals.
- Data collection is time consuming and complex for both reporting entities and CFCs. Data is often inconsistent and unreliable because not all relevant fields are completed and mathematical miscalculations are recorded in fields. As of May 1, 2018, Child Find is piloting an electronic data collection system with two CFCs. This system would notify reporting entities when a mistake has been entered, prompting a correction before data submission is allowed.
- IDHS does not report data on developmental screenings by zip code. Rather, quarterly Cornerstone data is reported to Child Find in an aggregate format. This constitutes a significant sector of data that cannot be mapped.
- The data is not available in real-time but delayed by at least one quarter.
- The zip code on the Data Collection Form refers to where the screening occurred, not necessarily the home zip code of the children receiving the screening.

Even with limitations, the mappings make the data transparent and provides utility for stakeholders as a quality improvement process. As state agencies, programs, and communities continue to employ developmental screenings as a tool to support children’s development and school readiness, these mappings visually display areas in the state that might be underreporting screenings and need additional supports to increase screenings and referrals. Further, the wide dissemination of the mappings raise awareness of Child Find which may lead to better reporting by both entities and CFCs. Additional fields were added to the Data Collection Form beyond the zip code and future mappings are possible in the future.

0-5 CHILD FIND SCREENING DATA COLLECTION FORM

Please refer to the directions when completing this form.

SECTION I: IDENTIFYING INFORMATION

Current Date: _____	Month/Year of Screenings: _____	CFC Submitting Form: _____
Name of Screening Agency: _____		
Type of Program/Entity ¹ : _____	Zip Code of Locations of Screenings: _____	
Screening Tool(s) used: _____		
Contact Person's Name: _____	Phone Number: _____	
Email Address: _____		

If the screening was part of a shared screening event, please check the following box: ☐

SECTION II: SCREENING INFORMATION

Report Totals								
Total Children Screened	Age 0-11 months	Age 12-23 months	Age 24-35 months	Age 36-47 months	Age 48-60 months	Age 61+ months	Not Referred	Total Referred

Screenings of Children involved with DCFS		
# of Children in Intact Family Services Screened	# of Children of Teen Wards Screened	# of Children in Foster Care Screened

SECTION III: SCREENING RESULTS – REFERRAL COUNTS²

Report Totals for Children Ages 0 – 35 Months								
# Referred to EI	# Referred to LEA (ECSE)	# Referred to EHS	# Referred to PI (center-based)	# Referred to Child Care Program	# Referred to HV	# Referred to Other Services	# Referred to Multiple Services	# Referred for Rescreening

Report Totals for Children Ages 36 – 60 Months							
# Referred to LEA (ECSE)	# Referred to PFA	# Referred to HS	# Referred to Child Care Program	# Referred to HV	# Referred to Other Services	# Referred to Multiple Services	# Referred for Rescreening

Please fax or email completed form(s) by _____ (insert timeframe) to your local Child and Family Connections (CFC) office at the following contact information: _____.

You may find your local CFC office by going to the Illinois Department of Human Services office locator at www.dhs.state.il.us. If you have questions regarding this form, please contact the Child Find Project at 1-800-851-6197.

¹ Child Care Provider (CC), Head Start/Early Head Start (HS/EHS), Home Visiting (HV), Multi-Funded Program (MFP), Child and Family Connections (CFC), School District or Local Education Agency (LEA), Early Intervention (EI) Provider, Health Department (HD), Health Care Provider (HC), Women, Infants and Children (WIC), Illinois Department of Children and Family Services (DCFS) or Family Case Management (FCM).

² The following are abbreviations used in SECTION III: EI = Early Intervention; EHS = Early Head Start; PI = Prevention Initiative; HV = Home Visiting; PFA = Preschool for All; and HS = Head Start.

**DIRECTIONS FOR COMPLETING
0-5 CHILD FIND SCREENING, REPORTING AND DATA COLLECTION FORM**

The Illinois State Board of Education (ISBE) operates the Child Find Project (the “Project”). The Project is funded through IDEA Part B, Preschool Discretionary funds to develop and disseminate public awareness materials to Local Education Agencies (LEAs), Special Education Cooperatives, and the Child and Family Connections (CFC) offices. One activity of the Project is to collect data on the number and location of developmental screenings taking place across the State of Illinois for children between 0 and 5 years of age. The purpose of the 0-5 Child Find Screening, Reporting and Data Collection Form (the “Form”) is the collection of said data by the Project. If your program administers developmental screenings, you should report screening data to the Project using the Form. This applies to developmental screenings only and not to other types of screenings, such as those for vision or hearing. Agencies are required to complete each section of the Form.

The following are certain definitions that may be useful when completing the Form:

Health Department – A certified public health department of a county or the City of Chicago that strives to meet the public health needs of its jurisdiction.

Health Care Provider – A primary care physician, clinic, etc.

Home Visiting – A voluntary program serving pregnant women and children up to the age of 5 that promotes positive parenting practices and builds healthy parent-child relationships, which makes them an essential strategy for reducing child abuse and neglect, improving health outcomes for mothers and children, and increasing school readiness. Home visiting services use evidence-based, intensive, outcome-driven models that promote parent-child attachment; provide developmental screening, monitoring, and referrals; and provide linkages to community resources and services. Additional information pertaining to home visiting in Illinois can be found at <http://www.igrowillinois.org/>.

Multi-Funded Program – A program receiving separate funds from two or more program funding streams that are integrated or blended in order to pay for total program expenditures.

SECTION I: IDENTIFYING INFORMATION

This information allows the tracking of locations of screenings that occur, what programs or entities are involved in screenings, at what frequency screenings occur in a particular area, and who participates in screening activities.

Current Date – Insert the date the screening form is completed.

Month/Year of Screening – For cumulative reporting, insert the month and year the screenings took place.

CFC Submitting Form – CFCs should insert their CFC #, if a CFC is submitting a completed form.

Name of Screening Agency – Insert the name of the agency or provider undertaking the screening. Please note that such an agency or provider may include, but is not limited to, the following: Child Care Provider (CC); Head Start/Early Head Start (HS/EHS); Home Visiting (HV); Multi-Funded Program (MFP); Child and Family Connections (CFC); School District or Local Education Agency (LEA); Early Intervention (EI) Provider; Health Department (HD); Health Care Provider (HC); Women, Infants and

Children (WIC); Illinois Department of Children and Family Services (DCFS); or Family Case Management (FCM).

This information is gathered for data collection purposes only. If the screening is a joint effort between two or more CFCs or two or more school districts, indicate all CFCs and school districts involved in the joint effort, in order to show the area in which screenings are taking place. If a joint screening takes place with a CFC and a school district, the screenings will be attributed to the CFC or school district based on the ages of the children screened. Separate reports may be submitted if easier on reporting entities.

Type of Program/Entity – Insert the type of program or entity that describes the Screening Agency. Options include the following: Child Care Provider (CC); Head Start/Early Head Start (HS/EHS); Home Visiting (HV); Multi-Funded Program (MFP); Child and Family Connections (CFC); School District or Local Education Agency (LEA); Early Intervention (EI) Provider; Health Department (HD); Health Care Provider (HC); Women, Infants and Children (WIC); Illinois Department of Children and Family Services (DCFS); or Family Case Management (FCM).

Zip Code of the Locations of Screenings – Identify the zip code of the location of the screening event. One form should be submitted per event, as such, only one zip code should be entered here.

Screening Tool – Identify name of Developmental Screening tool(s) administered (e.g., ASQ3, ASQ-SE, DIAL, Brigance, other) by listing all that apply on the Form. Do not include other screenings performed such as Vision, Hearing, etc.

Contact Person (Name, Phone Number and Email Address) – Insert the name, telephone number and email address of the individual in charge of the screening session.

Name of Agency – List agency(ies) or individual provider(s) conducting the screening activity(ies), if screening event is community-wide or a joint-effort.

SECTION II: SCREENING INFORMATION

This information allows the tracking of the number of children screened and their age at the time of screening. Please note that the data for Section II refers to the total number of children screened (and is not separated out by zip codes as in Section I above).

Total Children Screened – Total number of children screened during event of cumulative monthly report.

Age 0-61+ Months – In the appropriate box, indicate the number of children by age who were screened.

Not Referred – Children who were screened but no referral was needed.

Total Referred – Children who were screened and a referral was needed.

The “Total Children Screened” count in Section II of the Form should equal the number of children referred *plus* the number of children not referred.

For purposes of the Form, a **Referral** occurs when a provider completes a screening and provides

information on how to connect families to a service provider that can meet the child and family's needs as indicated on the screening. Guidance on *referring families* may be found at the websites for (i) ExceleRate Illinois (including, the following link: <http://www.exceleRateillinoisproviders.com/docman/resources/91-three-steps-to-screening/file>) and (ii) U.S. Department of Health and Family Services—Office of Administration for Children and Families for *Birth to 5: Watch Me Thrive!* (including, the following link: https://www.acf.hhs.gov/sites/default/files/ece/ece_providers_guide_march2014.pdf)

For purposes of data related to the screenings of children involved with DCFS (which is collected in the second table in Section II), please note the following:

of Children in Intact Family Services Screened – refers to the number of children screened who are involved with DCFS but are not in DCFS protective custody and are residing with their families as part of DCFS's Intact Families program.

of Children of Teen Wards Screened – refers to the number of children screened whose parents are wards of DCFS.

of Children in Foster Care Screened – refers to the number of children screened who are in DCFS care and residing with a foster family.

SECTION III: SCREENING RESULTS – REFERRAL COUNTS

The information submitted here allows the tracking of referrals made for children ages 0-35 months and 36-50 months.

Indicate the number of children referred for further evaluation in the appropriate referral count box identified. If a referral type is not listed, please indicate the name of the agency(ies) receiving referral(s) and the number of children involved. Please note that the numbers used in Section III will overlap and will not always match-up to the number used in the category of "Total Referred" in Section II above.

Referred to Other Services – Indicate the number of children referred to community based programs/agencies (i.e., speech, hearing, vision).

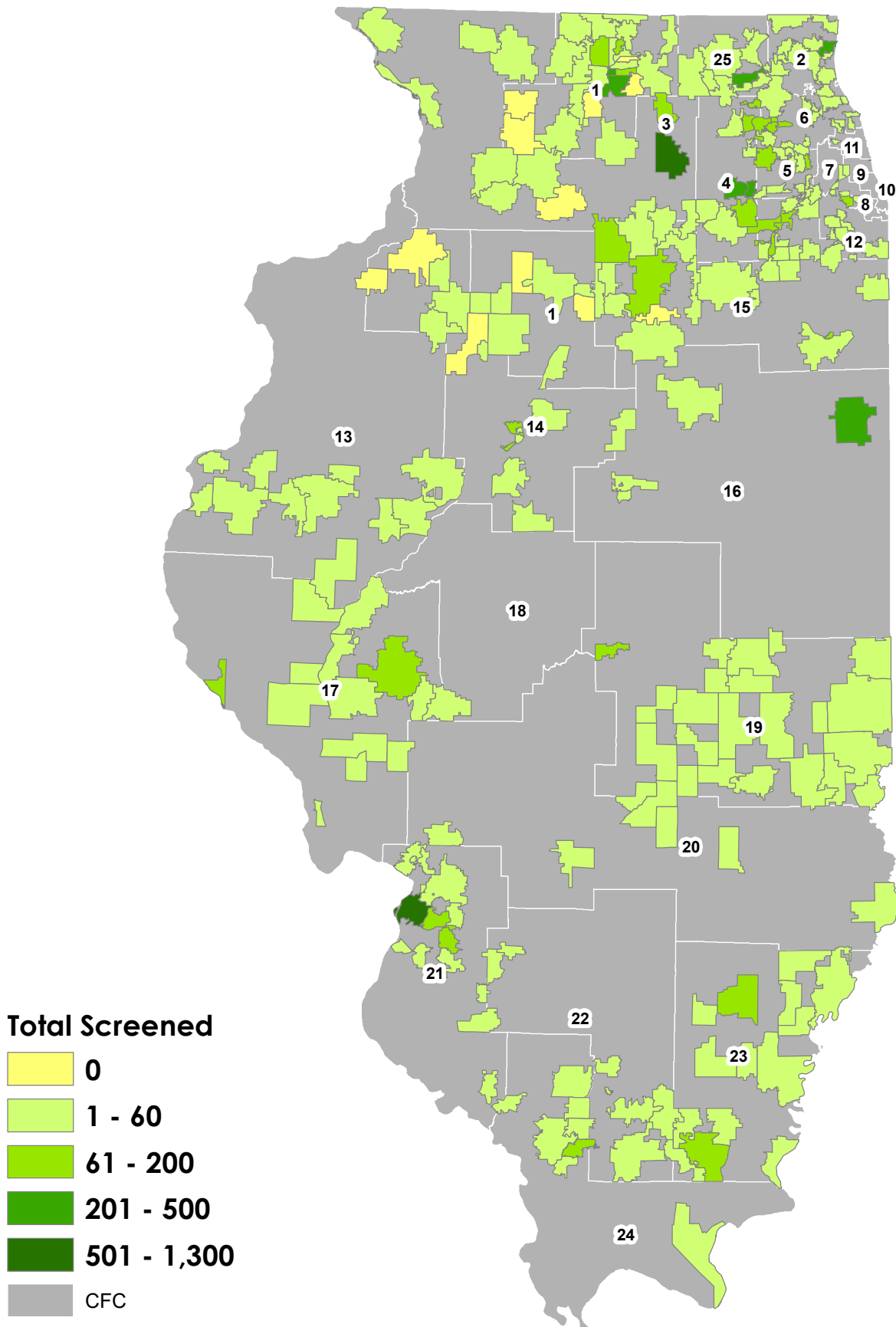
Referred for Rescreening – Indicate the number of children who did not score a concern on the screening, but are determined to benefit from a repeat screening at a later date (due to parent report of functioning variance, unable to screen, other concerns screener may have, etc.).

Referred to Multiple Services – If more than one of the other categories in this Section III has been checked, then also check "Referred for Multiple Services". *Please note that some children may be referred to multiple services and we want to know how many children present like that.*

Please **fax or email** completed reports to the local Child and Family Connections (CFC) office, attention Local Interagency Council (LIC) Coordinator. The LIC Coordinator is responsible for collecting all 0-5 Screening Collection forms relating to screening activities for children 0-5 years of age occurring in the service area. These reports are forwarded monthly to the State's Child Find Project Coordinator for statewide analysis and data compilation.

Child Find Screening FY2020 Q2

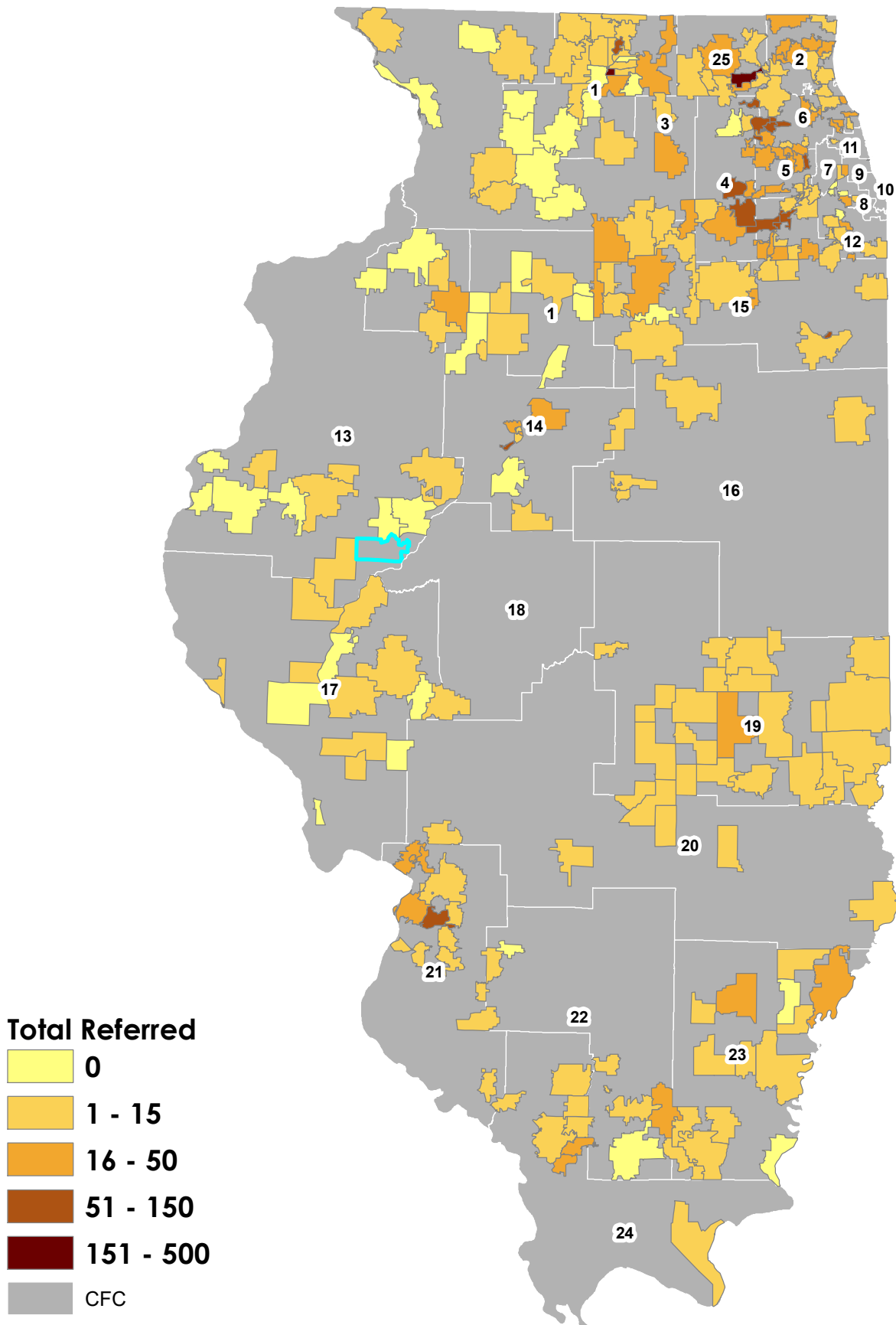
Total children birth to 5 screened by Zip Code



Notes: Data doesn't include children screened by CPS, CHDC, and DCFS as they don't have zip code information.

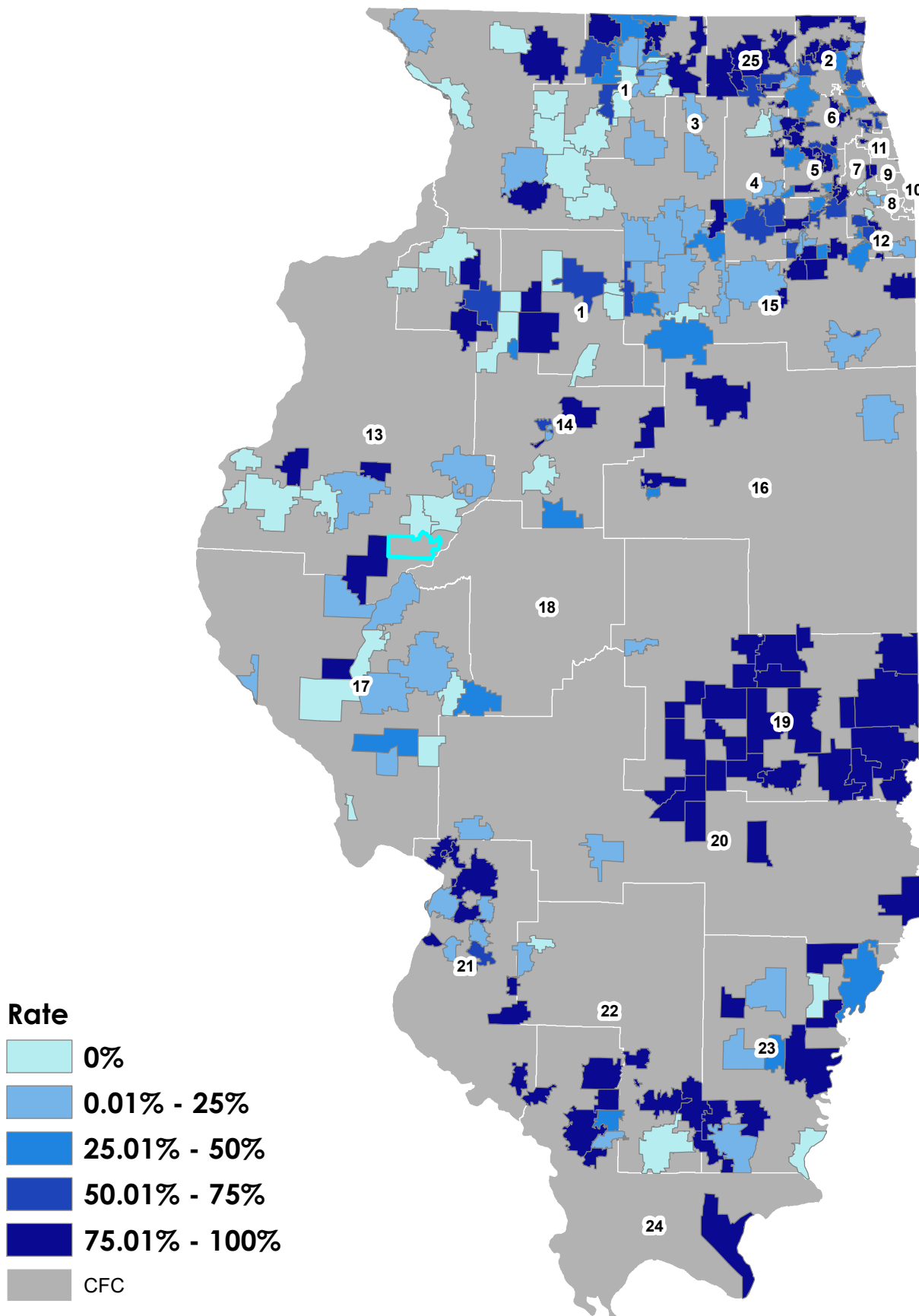
Child Find Screening FY2020 Q2

Total children birth to 5 referred by Zip Code



Notes: Data doesn't include children screened by CPS, CHDC, and DCFS as they don't have zip code information.

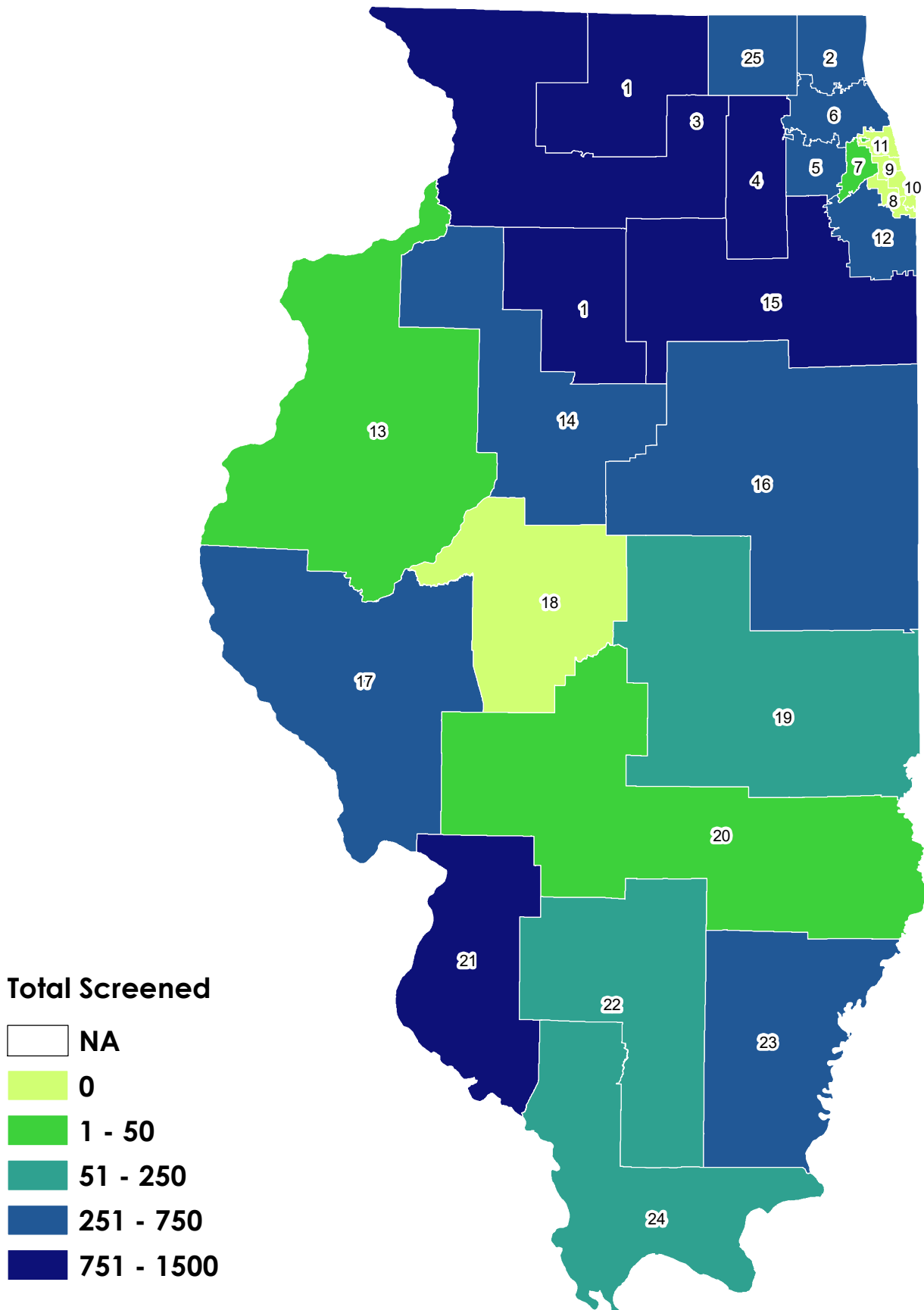
Child Find Screening FY2020 Q2 Percent of children birth to 5 by Zip Code (Total referred/Total screened)



Notes: Data doesn't include children screened by CPS, CHDC, and DCFS as they don't have zip code information.

Child Find Screening FY2020 Q2

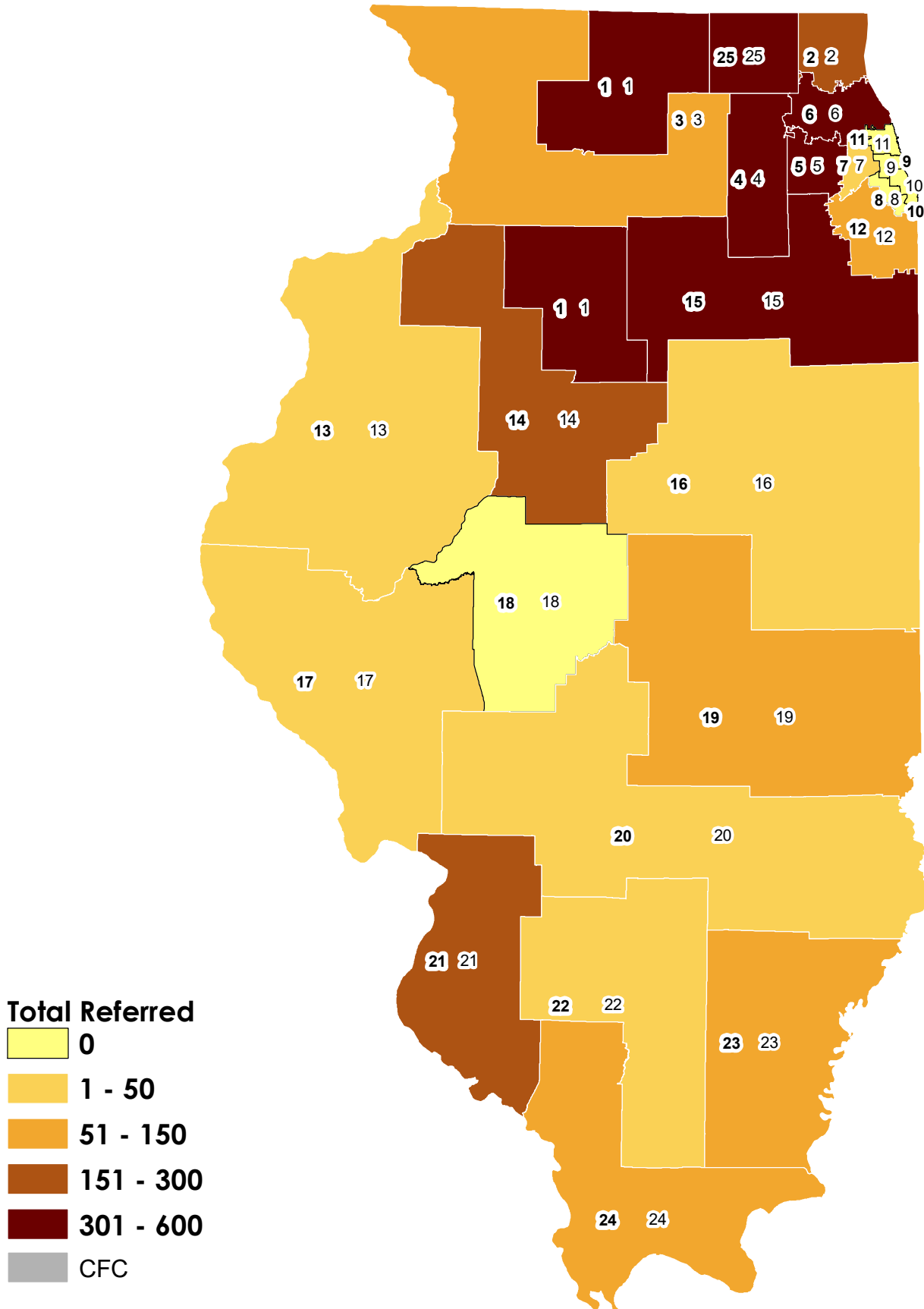
Total children birth to 5 screened by CFC region



State total: 9,950

Child Find Screening FY2020 Q2

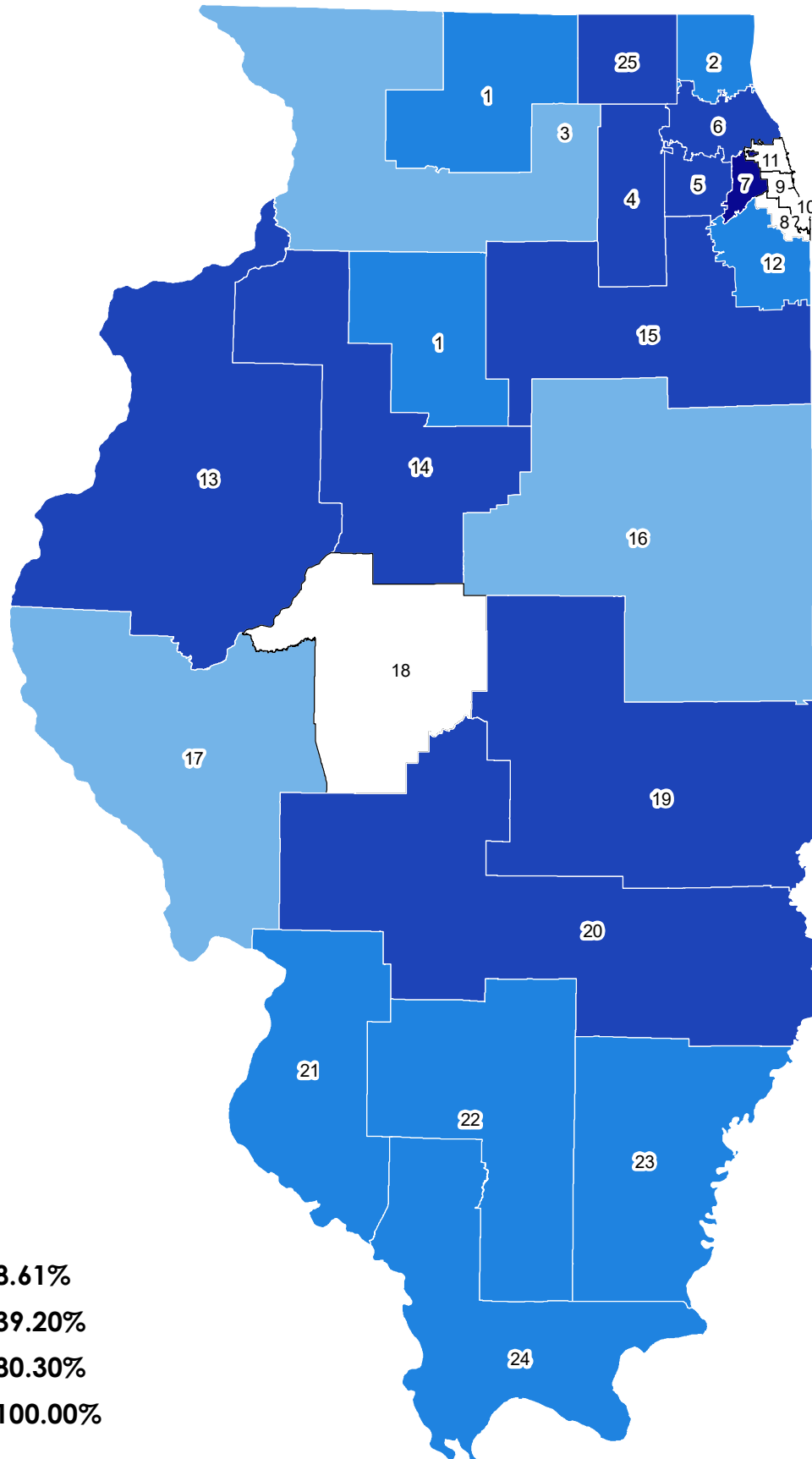
Total children birth to 5 referred by CFC region




State total referred: 3,696

Child Find Screening FY2020 Q2

Percent of children birth to 5 (Total Referred/Total Screened)



Percent



State average: 32.78%

Screenings Reported by CFC/CPS/DCFS and ZIP / FY2020 Q2

Zip Code	Total Screened	Ages (in Months)							Not Referred	Total Referred	Screenings of Children involved with DCFS			# of Children Ages 0 to 3 Referred to										# of Children Ages 3 to 5 Referred to								Sub-Totals	
		0-11	12-23	24-35	36-47	48-60	61+	In Intact Family Services			Children of Teen Wards	In Foster Care	LEA EI	PI (ECSE)	Child Care (center-based)	Child Care Program	HV	Other Services	Multiple Services	Rescreening	LEA (ECSE)	PFA	HS	Child Care Program	HV	Other Services	Multiple Services	Rescreening	Ages 0-35 mos.	Ages 36-61+ mos.			
CFC #01 Child & Family Connections, Youth Services Network, Inc., 107 North 3rd Street, Rockford, IL 61107 - Dee Dee Lowery																																	
60180	8	0	0	3	5	0	0	0	8	0	0	0	0	0	0	0	0	0	0	0	3	0	5	0	0	0	0	0	0	0	3	5	
61008	38	0	0	0	22	16	0	4	34	0	0	2	0	0	0	0	0	0	0	0	3	0	0	0	0	0	31	0	0	0	38		
61010	4	0	0	2	1	1	0	1	3	0	0	0	0	0	0	0	0	2	0	0	1	0	0	0	0	0	0	0	0	2	2		
61012	17	0	0	1	8	8	0	0	17	1	0	1	0	0	0	0	0	0	1	0	0	13	0	0	0	0	4	4	3	1	16		
61016	0	0	0	0	0	0	0	0	0	0	0	0	0	0	0	0	0	0	0	0	0	0	0	0	0	0	0	0	0	0	0		
61024	3	0	0	0	1	2	0	0	3	0	0	0	0	0	0	0	0	0	0	0	2	0	0	0	0	0	0	0	1	0	3		
61030	0	0	0	0	0	0	0	0	0	0	0	0	0	0	0	0	0	0	0	0	0	0	0	0	0	0	0	0	0	0	0		
61061	8	2	1	2	0	3	0	8	0	0	0	0	0	0	0	0	0	0	0	0	0	0	0	0	0	0	0	0	0	5	3		
61063	3	0	0	0	1	2	0	1	2	0	0	0	0	0	0	0	0	0	0	0	1	0	0	0	0	1	0	0	0	0	3		
61064	0	0	0	0	0	0	0	0	0	0	0	0	0	0	0	0	0	0	0	0	0	0	0	0	0	0	0	0	0	0	0		
61068	53	0	1	3	35	13	1	49	4	0	0	0	0	0	0	0	0	0	0	0	4	0	0	0	0	0	0	0	0	4	49		
61072	5	0	0	0	0	5	0	3	2	0	0	0	0	0	0	0	0	0	0	0	2	0	0	0	0	0	0	0	0	0	5		
61073	10	0	0	0	8	1	1	2	8	0	0	0	0	0	0	0	0	0	0	0	7	1	0	0	0	0	0	0	0	0	10		
61079	0	0	0	0	0	0	0	0	0	0	0	0	0	0	0	0	0	0	0	0	0	0	0	0	0	0	0	0	0	0	0		
61080	3	0	0	0	1	0	2	2	1	0	0	0	0	0	0	0	0	0	0	0	0	0	0	0	0	0	0	0	1	0	3		
61084	0	0	0	0	0	0	0	0	0	0	0	0	0	0	0	0	0	0	0	0	0	0	0	0	0	0	0	0	0	0	0		
61088	4	0	0	0	4	0	0	2	2	0	0	0	0	0	0	0	0	0	0	0	1	0	0	0	0	1	0	0	0	0	4		
61101	104	2	3	8	48	36	7	96	8	2	0	7	1	0	0	0	0	0	0	2	0	0	0	0	0	0	0	0	5	13	91		
61102	16	2	8	6	0	0	0	16	0	0	0	0	0	0	0	0	0	0	0	0	0	0	0	0	0	0	0	0	0	16	0		
61103	38	8	5	8	15	1	1	37	1	0	0	1	0	0	0	0	0	0	0	1	0	0	0	0	0	0	0	0	0	21	17		
61104	332	3	11	12	188	106	12	123	209	3	0	10	0	0	0	0	0	0	0	1	6	208	23	0	0	0	135	123	26	306			
61107	21	4	8	9	0	0	0	17	4	0	0	2	0	0	0	0	0	0	0	4	0	0	0	0	0	0	0	0	0	21	0		
61108	95	8	17	16	33	19	2	92	3	0	0	0	1	0	0	0	0	0	0	2	0	0	0	0	0	0	0	0	0	41	54		
61109	232	31	36	52	54	50	9	212	20	0	0	0	0	0	0	0	0	0	0	1	0	19	0	9	0	0	9	2	119	113			
61111	11	1	1	3	3	3	0	8	3	0	0	0	0	0	0	0	0	0	0	0	0	0	0	0	0	0	0	3	5	6			
61112	0	0	0	0	0	0	0	0	0	0	0	0	0	0	0	0	0	0	0	0	0	0	0	0	0	0	0	0	0	0			
61114	0	0	0	0	0	0	0	0	0	0	0	0	0	0	0	0	0	0	0	0	0	0	0	0	0	0	0	0	0	0			
61115	69	7	5	1	30	21	5	2	67	1	0	0	0	0	0	10	0	0	0	1	12	39	0	0	0	0	0	5	13	56			
61235	1	0	1	0	0	0	0	0	1	0	0	0	0	0	0	0	1	0	0	0	0	0	0	0	0	0	0	0	1	0			
61254	0	0	0	0	0	0	0	0	0	0	0	0	0	0	0	0	0	0	0	0	0	0	0	0	0	0	0	0	0	0			
61273	0	0	0	0	0	0	0	0	0	0	0	0	0	0	0	0	0	0	0	0	0	0	0	0	0	0	0	0	0	0			
61301	0	0	0	0	0	0	0	0	0	0	0	0	0	0	0	0	0	0	0	0	0	0	0	0	0	0	0	0	0	0			
61310	0	0	0	0	0	0	0	0	0	0	0	0	0	0	0	0	0	0	0	0	0	0	0	0	0	0	0	0	0	0			

Screenings Reported by CFC/CPS/DCFS and ZIP / FY2020 Q2

Zip Code	Total Screened	Screenings of Children involved with DCFS																												Sub-Totals			
		Ages (in Months)							Not Referred	Total Referred	# of Children Ages 0 to 3 Referred to										# of Children Ages 3 to 5 Referred to								Ages 0-35 mos.	Ages 36-61+ mos.			
											In Intact Family Services	Children of Teen Wards	In Foster Care	EI	LEA (ECSE)	EHS	PI (center-based)	Child Care Program	HV	Other Services	Multiple Services	Rescreening	LEA (ECSE)	PFA	HS	Child Care Program	HV	Other Services			Multiple Services	Rescreening	
61314	1	0	1	0	0	0	0	0	1	0	0	0	0	0	0	0	1	0	0	0	0	0	0	0	0	0	0	0	1	0			
61325	0	0	0	0	0	0	0	0	0	0	0	0	0	0	0	0	0	0	0	0	0	0	0	0	0	0	0	0	0	0			
61326	0	0	0	0	0	0	0	0	0	0	0	0	0	0	0	0	0	0	0	0	0	0	0	0	0	0	0	0	0	0			
61345	3	0	0	0	1	2	0	3	0	0	0	0	0	0	0	0	0	0	0	0	0	0	0	0	0	0	0	0	0	3			
61348	0	0	0	0	0	0	0	0	0	0	0	0	0	0	0	0	0	0	0	0	0	0	0	0	0	0	0	0	0	0			
61350	0	0	0	0	0	0	0	0	0	0	0	0	0	0	0	0	0	0	0	0	0	0	0	0	0	0	0	0	0	0			
61354	2	0	0	0	1	1	0	0	2	0	0	0	0	0	0	0	0	0	0	0	0	1	0	0	0	0	0	1	0	2			
61356	15	1	5	7	2	0	0	4	11	0	0	0	0	0	0	7	2	0	0	0	2	0	0	0	0	0	0	0	13	2			
61362	9	0	0	0	6	3	0	9	0	0	0	0	0	0	0	0	0	0	0	0	0	0	0	0	0	0	0	0	0	9			
61379	0	0	0	0	0	0	0	0	0	0	0	0	0	0	0	0	0	0	0	0	0	0	0	0	0	0	0	0	0	0			
61421	2	1	0	1	0	0	0	0	2	0	0	0	0	0	0	2	0	0	0	0	0	0	0	0	0	0	0	2	0	0			
61434	1	0	1	0	0	0	0	0	1	0	0	0	0	0	0	1	0	0	0	0	0	0	0	0	0	0	0	1	0	0			
61443	11	4	4	3	0	0	0	0	11	0	0	0	0	0	0	11	0	0	0	0	0	0	0	0	0	0	0	11	0	0			
61483	0	0	0	0	0	0	0	0	0	0	0	0	0	0	0	0	0	0	0	0	0	0	0	0	0	0	0	0	0	0			
61491	2	0	2	0	0	0	0	0	2	0	0	0	0	0	0	2	0	0	0	0	0	0	0	0	0	0	0	2	0	0			
61540	5	0	0	0	3	2	0	5	0	0	0	0	0	0	0	0	0	0	0	0	0	0	0	0	0	0	0	0	0	5			
TOTAL	1126	74	110	137	470	295	40	696	430	7	0	23	2	0	0	10	0	25	5	0	15	39	288	23	9	0	37	148	144	321	805		

CFC #02 Child & Family Connections, Lake County Health Department, 3010 Grand Ave, 2nd Floor, Waukegan, IL 60085 - Donna Musser

60002	32	0	0	4	18	8	2	6	26	0	0	0	0	4	0	0	0	0	0	0	0	8	20	0	0	0	0	6	0	4	28
60015	13	0	0	0	8	5	0	9	4	0	0	0	0	0	0	0	0	0	0	0	4	0	0	0	0	0	0	0	0	13	
60030	21	0	0	7	11	3	0	1	20	0	0	0	0	0	0	0	0	0	0	0	10	10	0	0	0	0	0	0	7	14	
60031	21	0	0	0	10	11	0	4	17	0	0	0	0	0	0	0	0	0	0	0	3	6	0	3	0	3	0	2	0	21	
60045	15	0	0	0	9	5	1	6	9	0	0	0	0	0	0	0	0	0	0	0	9	0	0	0	0	0	0	0	0	15	
60048	30	0	0	0	12	15	3	19	11	0	0	0	0	0	0	0	0	0	0	0	0	0	0	0	0	11	0	0	0	30	
60064	5	0	0	0	3	2	0	1	4	0	0	0	0	0	0	0	0	0	0	0	4	0	0	0	0	0	0	0	0	5	
60073	25	0	0	0	12	12	1	6	19	0	0	0	0	0	0	0	0	0	0	0	5	15	25	0	0	21	13	1	0	25	
60084	18	0	0	0	7	6	5	6	12	0	0	0	0	0	0	0	0	0	0	0	0	9	0	0	0	2	0	1	0	18	
60085	351	91	130	130	0	0	0	307	44	0	0	2	40	4	1	1	0	5	4	0	0	0	0	0	0	0	0	0	351	0	
60099	12	0	0	0	3	8	1	2	10	0	0	0	0	0	0	0	0	0	0	0	10	0	0	0	0	0	0	0	0	12	
TOTAL	543	91	130	141	93	75	13	367	176	0	0	2	40	8	1	1	0	5	4	0	0	53	60	25	3	0	37	19	4	362	181

Screenings Reported by CFC/CPS/DCFS and ZIP / FY2020 Q2

Zip Code	Total Screened	Screenings of Children involved with DCFS										# of Children Ages 0 to 3 Referred to								# of Children Ages 3 to 5 Referred to								Sub-Totals																																																																																																																																																																																																																																																																																																																																																																																																																																																																																																																																																																																																																																																																																																																																																																																																																																																																																																																																																																																																																																																					
		Ages (in Months)						Not Referred	Total Referred	In Intact Family Services	Children of Teen Wards	In Foster Care	LEA				PI (center-based)	Child Care Program	HV	Other				Multiple Services	Rescreening	LEA (ECSE)	PFA	HS	Child Care Program	HV	Other Services	Multiple Services	Rescreening	Ages 0-35 mos.	Ages 36-61+ mos.																																																																																																																																																																																																																																																																																																																																																																																																																																																																																																																																																																																																																																																																																																																																																																																																																																																																																																																																																																																																																																														
		0-11	12-23	24-35	36-47	48-60	61+						ECSE	ECSE	EHS	ECSE				ECSE	ECSE	ECSE	ECSE													ECSE	ECSE	ECSE	ECSE	ECSE	ECSE	ECSE	ECSE	ECSE	ECSE	ECSE	ECSE	ECSE	ECSE	ECSE	ECSE	ECSE	ECSE	ECSE	ECSE	ECSE	ECSE	ECSE	ECSE	ECSE	ECSE	ECSE	ECSE	ECSE	ECSE	ECSE	ECSE	ECSE	ECSE	ECSE	ECSE	ECSE	ECSE	ECSE	ECSE	ECSE	ECSE	ECSE	ECSE	ECSE	ECSE	ECSE	ECSE	ECSE	ECSE	ECSE	ECSE	ECSE	ECSE	ECSE	ECSE	ECSE	ECSE	ECSE	ECSE	ECSE	ECSE	ECSE	ECSE	ECSE	ECSE	ECSE	ECSE	ECSE	ECSE	ECSE	ECSE	ECSE	ECSE	ECSE	ECSE	ECSE	ECSE	ECSE	ECSE	ECSE	ECSE	ECSE	ECSE	ECSE	ECSE	ECSE	ECSE	ECSE	ECSE	ECSE	ECSE	ECSE	ECSE	ECSE	ECSE	ECSE	ECSE	ECSE	ECSE	ECSE	ECSE	ECSE	ECSE	ECSE	ECSE	ECSE	ECSE	ECSE	ECSE	ECSE	ECSE	ECSE	ECSE	ECSE	ECSE	ECSE	ECSE	ECSE	ECSE	ECSE	ECSE	ECSE	ECSE	ECSE	ECSE	ECSE	ECSE	ECSE	ECSE	ECSE	ECSE	ECSE	ECSE	ECSE	ECSE	ECSE	ECSE	ECSE	ECSE	ECSE	ECSE	ECSE	ECSE	ECSE	ECSE	ECSE	ECSE	ECSE	ECSE	ECSE	ECSE	ECSE	ECSE	ECSE	ECSE	ECSE	ECSE	ECSE	ECSE	ECSE	ECSE	ECSE	ECSE	ECSE	ECSE	ECSE	ECSE	ECSE	ECSE	ECSE	ECSE	ECSE	ECSE	ECSE	ECSE	ECSE	ECSE	ECSE	ECSE	ECSE	ECSE	ECSE	ECSE	ECSE	ECSE	ECSE	ECSE	ECSE	ECSE	ECSE	ECSE	ECSE	ECSE	ECSE	ECSE	ECSE	ECSE	ECSE	ECSE	ECSE	ECSE	ECSE	ECSE	ECSE	ECSE	ECSE	ECSE	ECSE	ECSE	ECSE	ECSE	ECSE	ECSE	ECSE	ECSE	ECSE	ECSE	ECSE	ECSE	ECSE	ECSE	ECSE	ECSE	ECSE	ECSE	ECSE	ECSE	ECSE	ECSE	ECSE	ECSE	ECSE	ECSE	ECSE	ECSE	ECSE	ECSE	ECSE	ECSE	ECSE	ECSE	ECSE	ECSE	ECSE	ECSE	ECSE	ECSE	ECSE	ECSE	ECSE	ECSE	ECSE	ECSE	ECSE	ECSE	ECSE	ECSE	ECSE	ECSE	ECSE	ECSE	ECSE	ECSE	ECSE	ECSE	ECSE	ECSE	ECSE	ECSE	ECSE	ECSE	ECSE	ECSE	ECSE	ECSE	ECSE	ECSE	ECSE	ECSE	ECSE	ECSE	ECSE	ECSE	ECSE	ECSE	ECSE	ECSE	ECSE	ECSE	ECSE	ECSE	ECSE	ECSE	ECSE	ECSE	ECSE	ECSE	ECSE	ECSE	ECSE	ECSE	ECSE	ECSE	ECSE	ECSE	ECSE	ECSE	ECSE	ECSE	ECSE	ECSE	ECSE	ECSE	ECSE	ECSE	ECSE	ECSE	ECSE	ECSE	ECSE	ECSE	ECSE	ECSE	ECSE	ECSE	ECSE	ECSE	ECSE	ECSE	ECSE	ECSE	ECSE	ECSE	ECSE	ECSE	ECSE	ECSE	ECSE	ECSE	ECSE	ECSE	ECSE	ECSE	ECSE	ECSE	ECSE	ECSE	ECSE	ECSE	ECSE	ECSE	ECSE	ECSE	ECSE	ECSE	ECSE	ECSE	ECSE	ECSE	ECSE	ECSE	ECSE	ECSE	ECSE	ECSE	ECSE	ECSE	ECSE	ECSE	ECSE	ECSE	ECSE	ECSE	ECSE	ECSE	ECSE	ECSE	ECSE	ECSE	ECSE	ECSE	ECSE	ECSE	ECSE	ECSE	ECSE	ECSE	ECSE	ECSE	ECSE	ECSE	ECSE	ECSE	ECSE	ECSE	ECSE	ECSE	ECSE	ECSE	ECSE	ECSE	ECSE	ECSE	ECSE	ECSE	ECSE	ECSE	ECSE	ECSE	ECSE	ECSE	ECSE	ECSE	ECSE	ECSE	ECSE	ECSE	ECSE	ECSE	ECSE	ECSE	ECSE	ECSE	ECSE	ECSE	ECSE	ECSE	ECSE	ECSE	ECSE	ECSE	ECSE	ECSE	ECSE	ECSE	ECSE	ECSE	ECSE	ECSE	ECSE	ECSE	ECSE	ECSE	ECSE	ECSE	ECSE	ECSE	ECSE	ECSE	ECSE	ECSE	ECSE	ECSE	ECSE	ECSE	ECSE	ECSE	ECSE	ECSE	ECSE	ECSE	ECSE	ECSE	ECSE	ECSE	ECSE	ECSE	ECSE	ECSE	ECSE	ECSE	ECSE	ECSE	ECSE	ECSE	ECSE	ECSE	ECSE	ECSE	ECSE	ECSE	ECSE	ECSE	ECSE	ECSE	ECSE	ECSE	ECSE	ECSE	ECSE	ECSE	ECSE	ECSE	ECSE	ECSE	ECSE	ECSE	ECSE	ECSE	ECSE	ECSE	ECSE	ECSE	ECSE	ECSE	ECSE	ECSE	ECSE	ECSE	ECSE	ECSE	ECSE	ECSE	ECSE	ECSE	ECSE	ECSE	ECSE	ECSE	ECSE	ECSE	ECSE	ECSE	ECSE	ECSE	ECSE	ECSE	ECSE	ECSE	ECSE	ECSE	ECSE	ECSE	ECSE	ECSE	ECSE	ECSE	ECSE	ECSE	ECSE	ECSE	ECSE	ECSE	ECSE	ECSE	ECSE	ECSE	ECSE	ECSE	ECSE	ECSE	ECSE	ECSE	ECSE	ECSE	ECSE	ECSE	ECSE	ECSE	ECSE	ECSE	ECSE	ECSE	ECSE	ECSE	ECSE	ECSE	ECSE	ECSE	ECSE	ECSE	ECSE	ECSE	ECSE	ECSE	ECSE	ECSE	ECSE	ECSE	ECSE	ECSE	ECSE	ECSE	ECSE	ECSE	ECSE	ECSE	ECSE	ECSE	ECSE	ECSE	ECSE	ECSE	ECSE	ECSE	ECSE	ECSE	ECSE	ECSE	ECSE	ECSE	ECSE	ECSE	ECSE	ECSE	ECSE	ECSE	ECSE	ECSE	ECSE	ECSE	ECSE	ECSE	ECSE	ECSE	ECSE	ECSE	ECSE	ECSE	ECSE	ECSE	ECSE	ECSE	ECSE	ECSE	ECSE	ECSE	ECSE	ECSE	ECSE	ECSE	ECSE	ECSE	ECSE	ECSE	ECSE	ECSE	ECSE	ECSE	ECSE	ECSE	ECSE	ECSE	ECSE	ECSE	ECSE	ECSE	ECSE	ECSE	ECSE	ECSE	ECSE	ECSE	ECSE	ECSE	ECSE	ECSE	ECSE	ECSE	ECSE	ECSE	ECSE	ECSE	ECSE	ECSE	ECSE	ECSE	ECSE	ECSE	ECSE	ECSE	ECSE	ECSE	ECSE	ECSE	ECSE	ECSE	ECSE	ECSE	ECSE	ECSE	ECSE	ECSE	ECSE	ECSE	ECSE	ECSE	ECSE	ECSE	ECSE	ECSE	ECSE	ECSE	ECSE	ECSE	ECSE	ECSE	ECSE	ECSE	ECSE	ECSE	ECSE	ECSE	ECSE	ECSE	ECSE	ECSE	ECSE	ECSE	ECSE	ECSE	ECSE	ECSE	ECSE	ECSE	ECSE	ECSE	ECSE	ECSE	ECSE	ECSE	ECSE	ECSE	ECSE	ECSE	ECSE	ECSE	ECSE	ECSE	ECSE	ECSE	ECSE	ECSE	ECSE	ECSE	ECSE	ECSE	ECSE	ECSE	ECSE	ECSE	ECSE	ECSE	ECSE	ECSE	ECSE	ECSE	ECSE	ECSE	ECSE	ECSE	ECSE	ECSE	ECSE	ECSE	ECSE	ECSE	ECSE	ECSE	ECSE	ECSE	ECSE	ECSE	ECSE	ECSE	ECSE	ECSE	ECSE	ECSE	ECSE	ECSE	ECSE	ECSE	ECSE	ECSE	ECSE	ECSE	ECSE	ECSE	ECSE	ECSE	ECSE	ECSE	ECSE	ECSE	ECSE	ECSE	ECSE	ECSE	ECSE	ECSE	ECSE	ECSE	ECSE	ECSE	ECSE	ECSE	ECSE	ECSE	ECSE	ECSE	ECSE	ECSE	ECSE	ECSE	ECSE	ECSE	ECSE	ECSE	ECSE	ECSE	ECSE	ECSE	ECSE	ECSE	ECSE	ECSE	ECSE	ECSE	ECSE	ECSE	ECSE	ECSE	ECSE	ECSE	ECSE	ECSE	ECSE	ECSE	ECSE	ECSE	ECSE	ECSE	ECSE	ECSE	ECSE	ECSE	ECSE	ECSE	ECSE	ECSE	ECSE	ECSE	ECSE	ECSE	ECSE	ECSE	ECSE	ECSE	ECSE	ECSE	ECSE	ECSE	ECSE	ECSE	ECSE	ECSE	ECSE	ECSE	ECSE	ECSE	ECSE	ECSE	ECSE	ECSE	ECSE	ECSE	ECSE	ECSE	ECSE	ECSE	ECSE	ECSE	ECSE	ECSE	ECSE	ECSE	ECSE	ECSE	ECSE	ECSE	ECSE	ECSE	ECSE	ECSE	ECSE	ECSE	ECSE	ECSE	ECSE	ECSE	ECSE	ECSE	ECSE	ECSE	ECSE	ECSE	ECSE	ECSE	ECSE	ECSE	ECSE	ECSE	ECSE	ECSE	ECSE	ECSE	ECSE	ECSE	ECSE	ECSE	ECSE	ECSE	ECSE	ECSE	ECSE	ECSE	ECSE	ECSE	ECSE	ECSE	ECSE	ECSE	ECSE	ECSE	ECSE	ECSE	ECSE	ECSE	ECSE	ECSE	ECSE	ECSE	ECSE	ECSE	ECSE	ECSE	ECSE	ECSE	ECSE	ECSE	ECSE	ECSE	ECSE	ECSE	ECSE	ECSE	ECSE	ECSE	ECSE	ECSE	ECSE	ECSE	ECSE	ECSE	ECSE	ECSE	ECSE	ECSE	ECSE	ECSE	ECSE	ECSE	ECSE	ECSE	ECSE	ECSE	ECSE	ECSE	ECSE	ECSE	ECSE	ECSE	ECSE	ECSE	ECSE	ECSE	ECSE	ECSE	ECSE	ECSE	ECSE	ECSE	ECSE	ECSE	ECSE	ECSE	ECSE	ECSE	ECSE	ECSE	ECSE	ECSE	ECSE	ECSE	ECSE	ECSE	ECSE	ECSE	ECSE	ECSE	ECSE	ECSE	ECSE	ECSE

Screenings Reported by CFC/CPS/DCFS and ZIP / FY2020 Q2

Zip Code	Total Screened	Ages (in Months)							Not Referred	Total Referred	Screenings of Children involved with DCFS			# of Children Ages 0 to 3 Referred to										# of Children Ages 3 to 5 Referred to								Sub-Totals		
											In Intact Family Services	Children of Teen Wards	In Foster Care	PI (center-based)	Child Care Program	Other HV	Multiple Services	Rescreening	LEA (ECSE)	PFA	HS	Child Care Program	Other HV	Multiple Services	Rescreening	Ages 0-35 mos.	Ages 36-61+ mos.							
		0-11	12-23	24-35	36-47	48-60	61+	El			(ECSE)	EHS																						
60139	30	4	5	7	6	6	2	0	30	0	0	0	1	1	0	0	0	0	5	0	9	0	14	0	0	0	0	0	0	0	16	14		
60148	45	12	17	13	3	0	0	0	45	0	0	0	8	1	0	0	0	5	3	0	28	0	0	0	0	0	0	0	0	0	42	3		
60181	108	7	11	32	21	37	0	82	26	0	0	0	17	0	0	0	0	0	0	0	0	9	0	0	0	0	0	0	0	0	50	58		
60185	150	22	53	57	13	5	0	111	39	0	0	0	10	11	0	0	0	0	0	0	0	0	18	0	0	0	0	0	0	0	132	18		
60188	17	1	3	5	5	3	0	1	16	0	0	0	2	3	0	0	0	0	2	0	2	4	0	0	0	0	1	0	2	9	8			
60189	2	0	1	1	0	0	0	0	2	0	0	1	0	0	0	0	0	0	1	0	1	0	0	0	0	0	0	0	0	2	0			
60191	3	0	0	0	2	0	1	0	3	0	0	0	0	0	0	0	0	0	0	0	0	3	0	0	0	0	0	0	0	0	3			
60439	2	0	0	0	2	0	0	1	1	0	0	0	0	0	0	0	0	0	0	0	0	1	0	0	0	0	0	0	0	0	2			
60504	40	9	12	19	0	0	0	20	20	0	0	0	12	0	0	0	0	0	0	0	8	0	0	0	0	0	0	0	0	40	0			
60516	12	0	0	0	8	4	0	8	4	0	0	0	0	0	0	0	0	0	0	0	4	0	0	0	0	0	0	0	0	0	12			
60527	2	0	0	0	0	2	0	0	2	0	0	0	0	0	0	0	0	0	0	0	0	2	0	0	0	0	0	0	0	0	2			
60540	27	6	10	10	1	0	0	4	23	0	0	0	7	0	0	0	0	21	0	6	0	0	0	0	0	0	0	0	0	26	1			
60559	1	0	0	0	1	0	0	0	1	0	0	0	0	0	0	0	0	0	0	0	0	0	0	0	0	0	0	0	1	0	1			
60561	14	0	0	1	11	2	0	1	13	0	0	0	0	0	0	0	0	0	0	0	0	11	0	1	0	0	0	0	1	1	13			
TOTAL	606	69	129	179	134	92	3	271	335	0	0	1	60	19	0	0	0	26	14	6	78	23	102	0	1	0	7	0	10	377	229			
CFC #06	Child & Family Connections, Clearbrook, 1835 W Central Rd, Arlington Heights, IL 60005 - Jason Tietz																																	
60004	24	0	0	9	7	8	0	4	20	0	0	0	5	0	0	0	0	0	0	0	0	15	0	0	0	0	0	0	0	9	15			
60010	32	0	0	0	15	17	0	20	12	0	0	0	0	0	0	0	0	0	0	0	0	0	0	0	0	0	6	0	6	0	32			
60022	26	0	0	0	10	16	0	5	21	0	0	0	0	0	0	0	0	0	0	0	21	0	0	0	0	0	0	0	0	0	26			
60053	36	0	0	0	19	15	2	1	35	1	0	1	0	0	0	0	0	0	0	0	4	30	0	0	0	0	0	1	0	0	36			
60056	54	0	0	2	30	22	0	10	44	0	0	0	0	0	0	0	0	1	0	0	21	14	0	0	0	6	0	2	2	52				
60062	15	0	0	1	9	5	0	9	6	0	0	1	0	0	0	0	0	0	0	0	5	0	0	0	0	1	0	0	1	14				
60070	26	0	0	3	16	5	2	17	9	0	0	0	0	0	0	0	0	0	0	0	3	7	0	0	0	0	1	0	3	23				
60076	11	0	0	0	5	4	2	3	8	0	0	0	0	0	0	0	0	0	0	0	6	0	0	0	0	2	0	0	0	11				
60091	40	0	0	1	15	23	1	14	26	0	0	0	0	1	0	0	0	0	0	0	22	0	0	0	0	0	0	3	1	39				
60107	68	0	0	1	42	24	1	2	66	0	0	0	0	0	0	0	0	0	0	0	0	56	0	0	0	7	0	3	1	67				
60194	142	11	11	22	57	38	3	59	83	0	0	0	5	0	0	0	0	0	2	0	0	53	0	0	5	18	0	0	44	98				
60714	46	0	3	19	10	14	0	22	24	0	0	0	5	7	0	0	0	0	0	0	3	6	0	0	0	0	0	3	22	24				
TOTAL	520	11	14	58	235	191	11	166	354	1	0	2	15	8	0	0	0	0	3	0	3	103	160	0	0	5	40	2	17	83	437			

Screenings Reported by CFC/CPS/DCFS and ZIP / FY2020 Q2

Zip Code	Total Screened	Ages (in Months)						Not Referred	Total Referred	Screenings of Children involved with DCFS			# of Children Ages 0 to 3 Referred to								# of Children Ages 3 to 5 Referred to								Sub-Totals		
										In Intact Family Services	Children of Teen Wards	In Foster Care	LEA EI	LEA (ECSE)	EHS	PI (center-based)	Child Care Program	HV	Other Services	Multiple Services	Rescreening	LEA (ECSE)	PFA	HS	Child Care Program	HV	Other Services	Multiple Services	Rescreening	Ages 0-35 mos.	Ages 36-61+ mos.
		0-11	12-23	24-35	36-47	48-60	61+																								
CFC #07	Child & Family Connections, Suburban Access, Inc, One Westbrook Corporate Ctr, Ste 640, Westchester, IL 60154 - Jo Ann Alferink																														
60402	14	0	0	0	7	7	0	0	14	0	0	0	0	0	0	0	0	0	0	0	1	11	0	0	0	2	0	0	0	14	
60706	1	0	0	1	0	0	0	0	1	0	0	0	0	1	0	0	0	0	0	0	0	0	0	0	0	0	0	0	1	0	
60804	27	0	3	2	11	11	0	0	27	0	0	0	3	0	0	0	0	3	0	0	0	8	14	0	0	0	0	0	5	22	
TOTAL	42	0	3	3	18	18	0	0	42	0	0	0	3	1	0	0	0	3	0	0	0	9	25	0	0	0	2	0	0	6	36
CFC #08	Child & Family Connections, Easter Seals of Metropolitan Chicago, 9455 S Hoyne Ave, Chicago, IL 60643 - Marlene Stroube																														
60805	0	0	0	0	0	0	0	0	0	0	0	0	0	0	0	0	0	0	0	0	0	0	0	0	0	0	0	0	0	0	
TOTAL	0	0	0	0	0	0	0	0	0	0	0	0	0	0	0	0	0	0	0	0	0	0	0	0	0	0	0	0	0	0	
CFC #12	Child & Family Connections, Easter Seals of Metropolitan Chicago, 17300 S Ozark Ave - North Bldg, Tinley Park, IL 60477 - Peter Byrne																														
60411	20	4	9	6	1	0	0	16	4	0	0	0	1	1	0	0	0	1	0	0	0	1	0	0	0	0	0	0	19	1	
60439	14	0	0	0	11	3	0	6	8	0	0	0	0	0	0	0	0	0	0	0	6	2	0	0	0	0	0	0	0	14	
60452	19	2	1	5	7	4	0	1	18	0	0	0	0	0	0	0	0	8	0	0	2	8	0	0	0	0	0	0	8	11	
60453	158	0	0	6	69	60	23	134	24	0	0	0	0	0	0	0	0	0	0	0	4	15	0	0	0	0	4	7	6	152	
60458	5	0	0	0	2	3	0	5	0	0	0	0	0	0	0	0	0	0	0	0	0	0	0	0	0	0	0	0	0	5	
60459	22	0	0	0	4	8	10	22	0	0	0	0	0	0	0	0	0	0	0	0	0	0	0	0	0	0	0	0	0	22	
60462	11	0	0	0	6	5	0	3	8	0	0	0	0	0	0	0	0	0	0	0	6	0	0	0	0	0	1	3	0	11	
60463	31	0	0	0	18	12	1	31	0	0	0	0	0	0	0	0	0	0	0	0	0	0	0	0	0	0	0	0	0	31	
60471	28	0	0	0	18	8	2	0	28	0	0	1	0	0	0	0	0	0	0	0	4	24	0	0	0	0	0	0	0	28	
60477	20	5	8	7	0	0	0	9	11	0	0	0	0	0	0	0	11	0	0	0	0	0	0	0	0	0	0	0	20	0	
60487	34	0	0	0	21	13	0	19	15	0	0	0	0	0	0	0	0	0	0	0	0	0	0	0	0	11	0	4	0	34	
60501	2	0	0	0	2	0	0	2	0	0	0	0	0	0	0	0	0	0	0	0	0	0	0	0	0	0	0	0	0	2	
60805	41	0	0	0	0	34	7	39	2	0	0	0	0	0	0	0	0	0	0	0	0	0	0	0	0	0	0	2	0	41	
NONE	27	0	0	0	12	11	4	25	2	0	0	0	0	0	0	0	0	0	0	0	0	0	0	0	0	0	0	2	0	27	
TOTAL	432	11	18	24	171	161	47	312	120	0	0	1	1	1	0	0	0	20	0	0	0	23	49	0	0	0	11	5	18	53	379
CFC #13	Child & Family Connections, Regional Office of Education #26, 130 S Lafayette St, Ste 200, Macomb, IL 61455 - Chuck Farr																														
61422	9	1	1	0	7	0	0	2	7	0	0	0	0	0	0	0	0	0	0	0	7	0	0	0	0	0	0	2	7		
61441	2	2	0	0	0	0	0	2	0	0	0	0	0	0	0	0	0	0	0	0	0	0	0	0	0	0	0	2	0		
61450	1	0	0	1	0	0	0	0	1	0	0	0	0	0	0	0	0	0	0	0	1	0	0	0	0	0	0	1	0		
61455	12	4	4	3	1	0	0	11	1	1	0	0	0	0	0	0	0	0	0	0	1	0	0	0	0	0	0	11	1		

Screenings Reported by CFC/CPS/DCFS and ZIP / FY2020 Q2

Zip Code	Total Screened	Ages (in Months)							Not Referred	Total Referred	Screenings of Children involved with DCFS			# of Children Ages 0 to 3 Referred to										# of Children Ages 3 to 5 Referred to								Sub-Totals	
		0-11	12-23	24-35	36-47	48-60	61+	In Intact Family Services			Children of Teen Wards	In Foster Care	LEA EI	LEA (ECSE)	EHS	PI (center-based)	Child Care Program	HV	Other Services	Multiple Services	Rescreening	LEA (ECSE)	PFA	HS	Child Care Program	HV	Other Services	Multiple Services	Rescreening	Ages 0-35 mos.	Ages 36-61+ mos.		
61520	6	2	2	2	0	0	0	5	1	0	0	1	1	0	0	0	0	0	0	0	0	0	0	0	0	0	0	0	6	0			
61542	1	0	1	0	0	0	0	1	0	0	0	0	0	0	0	0	0	0	0	0	0	0	0	0	0	0	0	1	0				
62321	1	0	1	0	0	0	0	1	0	0	0	0	0	0	0	0	0	0	0	0	0	0	0	0	0	0	0	1	0				
62326	2	1	0	1	0	0	0	2	0	0	0	0	0	0	0	0	0	0	0	0	0	0	0	0	0	0	0	2	0				
62341	1	0	1	0	0	0	0	1	0	0	0	0	0	0	0	0	0	0	0	0	0	0	0	0	0	0	0	1	0				
62358	1	0	0	1	0	0	0	1	0	0	0	0	0	0	0	0	0	0	0	0	0	0	0	0	0	0	0	1	0				
62681	8	0	0	0	7	1	0	0	8	0	0	0	0	0	0	0	0	0	0	0	1	7	0	0	0	0	0	0	8				
TOTAL	44	10	10	8	15	1	0	26	18	1	0	1	1	0	0	0	0	0	0	0	1	16	0	0	0	0	0	28	16				

CFC #14 Child & Family Connections, 3000 W Rohmann Ave., West Peoria, IL 61604 - Michelle Harr

61443	11	0	0	0	3	5	3	6	5	0	0	0	0	0	0	0	0	0	0	0	0	0	0	0	0	4	0	1	0	11	
61491	4	0	0	0	3	1	0	4	0	0	0	0	0	0	0	0	0	0	0	0	0	0	0	0	0	0	0	0	0	4	
61548	23	0	0	0	17	5	1	4	19	0	0	0	0	0	0	0	0	0	0	0	8	9	0	0	0	1	0	1	0	23	
61554	8	3	4	1	0	0	0	8	0	0	0	0	0	0	0	0	0	0	0	0	0	0	0	0	0	0	0	0	8	0	
61603	19	6	9	4	0	0	0	15	4	0	0	0	0	0	0	0	0	0	0	0	0	0	0	0	0	0	0	0	19	0	
61605	135	1	1	28	67	30	8	14	121	3	0	20	0	0	0	20	0	0	0	0	7	24	56	0	0	0	8	0	6	30	105
61614	64	0	0	5	31	28	0	29	35	0	0	1	0	1	0	0	0	1	0	0	3	0	0	0	0	24	1	7	5	59	
61616	21	8	5	7	1	0	0	20	1	0	0	3	0	0	0	0	0	1	0	0	0	0	0	0	0	0	0	0	20	1	
61734	18	0	0	2	4	9	3	10	8	0	0	0	0	1	0	0	0	0	0	0	0	8	0	0	0	0	0	0	2	16	
61738	1	0	0	0	0	1	0	0	1	0	0	0	0	0	0	0	0	0	0	0	1	0	0	0	0	0	0	0	0	1	
TOTAL	304	18	19	47	126	79	15	110	194	3	0	24	0	2	0	20	0	0	2	0	7	36	73	0	0	0	37	1	15	84	220

CFC #15 Child & Family Connections, Services of Will, Grundy, & Kankakee Counties, Inc., 2300 Glenwood Ave, Joliet, IL 60435 - Rachel Cimino

60401	2	0	0	0	1	1	0	0	2	0	0	0	0	0	0	0	0	0	0	0	1	1	0	0	0	0	0	0	0	2
60404	24	1	0	0	15	8	0	7	17	0	0	0	0	0	0	0	0	0	0	0	3	13	0	0	0	1	0	0	1	23
60410	7	0	0	1	4	2	0	0	7	0	0	0	0	0	0	0	0	0	0	0	1	6	0	0	0	0	0	0	1	6
60416	24	0	3	2	16	3	0	3	21	0	0	0	2	0	0	0	0	0	0	0	5	14	0	0	0	0	0	0	5	19
60421	7	1	0	1	5	0	0	1	6	0	0	0	0	1	0	0	0	0	0	0	1	4	0	0	0	0	0	0	2	5
60423	12	0	0	0	4	7	1	8	4	0	0	0	0	0	0	0	0	0	0	0	4	4	0	0	0	0	0	0	0	12
60431	90	1	4	6	30	46	3	73	17	0	0	0	0	0	0	0	0	0	0	0	0	0	0	0	0	1	0	16	11	79
60433	12	4	5	3	0	0	0	8	4	0	0	0	4	0	0	0	0	0	0	0	0	0	0	0	0	0	0	0	12	0
60435	42	9	18	15	0	0	0	35	7	0	0	0	7	0	0	0	0	0	0	0	0	0	0	0	0	0	0	0	42	0

Screenings Reported by CFC/CPS/DCFS and ZIP / FY2020 Q2

Zip Code	Total Screened	Screenings of Children involved with DCFS																												Sub-Totals							
		Ages (in Months)						Not Referred	Total Referred	In Intact Family Services			Children of Teen Wards			In Foster Care	# of Children Ages 0 to 3 Referred to								# of Children Ages 3 to 5 Referred to								Ages 0-35 mos.	Ages 36-61+ mos.			
										0-11	12-23	24-35	36-47	48-60	61+		EL	LEA (ECSE)	EHS	PI (center-based)	Child Care Program	HV	Other Services	Multiple Services	Rescreening	LEA (ECSE)	PFA	HS	Child Care Program	HV	Other Services	Multiple Services			Rescreening		
		0-11	12-23	24-35	36-47	48-60	61+	EL	LEA (ECSE)	EHS	PI (center-based)	Child Care Program	HV	Other Services	Multiple Services	Rescreening	LEA (ECSE)	PFA	HS	Child Care Program	HV	Other Services	Multiple Services	Rescreening													
60436	39	0	0	2	20	14	3	6	33	0	0	0	0	1	0	0	0	0	0	0	0	0	0	0	0	0	9	22	1	0	0	0	0	0	2	37	
60440	7	1	1	4	1	0	0	5	2	0	0	0	1	0	0	0	0	0	0	0	0	0	0	0	0	0	0	0	0	0	1	0	0	6	1		
60446	111	0	0	0	63	48	0	29	82	0	0	0	0	0	0	0	0	0	0	0	0	0	0	0	0	13	26	0	0	0	0	0	43	0	111		
60450	26	5	6	3	8	4	0	23	3	0	0	0	3	0	0	0	0	0	0	0	0	0	0	0	0	0	0	0	0	0	0	0	14	12			
60451	25	0	0	0	14	10	1	0	25	0	0	0	0	0	0	0	0	0	0	0	0	6	0	0	19	0	0	0	19	0	0	0	0	0	25		
60518	32	0	0	0	13	17	2	28	4	0	0	0	0	0	0	0	0	0	0	0	0	0	0	0	0	0	0	0	0	0	2	0	2	0	32		
60531	34	0	0	0	13	20	1	32	2	0	0	0	0	0	0	0	0	0	0	0	0	1	0	0	0	0	0	1	0	0	1	0	0	0	34		
60544	115	0	0	38	30	45	2	12	103	0	0	1	0	0	0	0	0	0	0	0	0	68	35	0	0	0	0	68	35	0	0	0	0	0	38	77	
60551	18	0	0	0	8	10	0	13	5	0	0	0	0	0	0	0	0	0	0	0	0	0	0	0	0	0	0	0	0	0	3	0	2	0	18		
60901	60	15	25	20	0	0	0	55	5	0	0	1	5	0	0	0	0	0	0	0	0	0	0	0	0	0	0	0	0	0	0	0	0	60	0		
60915	106	10	18	15	33	30	0	37	69	0	0	0	3	0	0	0	0	0	0	0	0	0	66	0	0	0	0	0	66	0	0	0	0	43	63		
61301	18	0	0	0	8	10	0	15	3	0	0	0	0	0	0	0	0	0	0	0	0	1	0	0	0	0	0	1	0	0	0	2	0	0	18		
61342	87	0	0	2	25	55	5	69	18	0	0	0	0	0	0	0	0	1	0	0	0	3	6	0	0	0	0	3	6	0	4	0	4	2	85		
61348	38	0	0	0	20	18	0	26	12	0	0	0	0	0	0	0	0	0	0	0	0	0	7	0	0	0	0	0	7	0	2	0	3	0	38		
61350	180	0	0	2	80	86	12	156	24	0	0	0	0	0	0	0	0	0	0	0	0	3	8	0	0	0	9	3	8	0	9	0	4	2	178		
61354	29	0	0	0	21	8	0	11	18	0	0	0	0	0	0	0	0	0	0	0	0	1	8	0	0	0	2	1	8	0	2	0	7	0	29		
61360	4	0	0	0	3	1	0	3	1	0	0	0	0	0	0	0	0	0	0	0	0	0	0	0	0	0	0	0	0	0	0	1	0	4			
61364	23	0	0	2	10	11	0	15	8	0	0	0	0	0	0	0	0	0	0	0	0	3	1	0	0	0	1	3	1	0	1	0	3	2	21		
TOTAL	1172	47	80	116	445	454	30	670	502	0	0	2	25	2	0	0	0	1	0	0	0	119	221	1	19	0	27	2	85	243			929				

CFC #16 Child & Family Connections, 201 W Springfield Ave, Ste 508 & 509, , Champaign, IL 61820 - Chris Johnson

60970	358	107	116	67	27	41	0	354	4	0	0	0	4	0	0	0	0	0	0	0	0	0	0	0	0	0	0	0	0	290	68	
61701	10	5	3	2	0	0	0	5	5	0	0	0	5	0	0	0	0	0	0	0	0	0	0	0	0	0	0	0	0	10	0	
61738	2	0	0	0	1	1	0	0	2	0	0	1	0	0	0	0	0	0	0	0	0	2	0	0	0	0	0	0	0	0	2	
61761	1	0	0	1	0	0	0	0	1	0	0	0	1	0	0	0	0	0	0	0	0	0	0	0	0	0	0	0	0	1	0	
61764	6	0	0	1	4	1	0	0	6	2	0	0	0	0	0	0	0	0	0	1	0	4	0	0	0	0	1	0	0	1	5	
TOTAL	377	112	119	71	32	43	0	359	18	2	0	1	10	0	0	0	0	0	0	0	1	0	6	0	0	0	0	1	0	0	302	75

CFC #17 Child & Family Connections, ROE of Adams/Pike Counties, 510 Maine St, Ste 615, Quincy, IL 62301 - Kara Hoffman

62013	7	0	0	0	4	2	1	5	2	0	0	0	0	0	0	0	0	0	0	0	0	0	0	0	0	0	0	2	0	7
62016	32	0	0	2	13	11	6	28	4	0	0	0	0	0	0	0	0	0	0	1	0	0	0	0	0	0	0	3	2	30
62044	3	0	0	0	2	1	0	3	0	0	0	0	0	0	0	0	0	0	0	0	0	0	0	0	0	0	0	0	0	3

Screenings Reported by CFC/CPS/DCFS and ZIP / FY2020 Q2

Zip Code	Total Screened	Ages (in Months)						Not Referred	Total Referred	Screenings of Children involved with DCFS			# of Children Ages 0 to 3 Referred to										# of Children Ages 3 to 5 Referred to								Sub-Totals																																																																																																																																																																																																																																																																																																																																																																																																																																																																																																																																																																																																																																																																																																																																																																																																																																																																																																																																																																																																																																																																																																																																																																																																																																																																																							
										In Intact Family Services	Children of Teen Wards	In Foster Care	LEA EI	LEA (ECSE)	EHS	PI (center-based)	Child Care Program	HV	Other Services	Multiple Services	Rescreening	LEA (ECSE)	PFA	HS	Child Care Program	HV	Other Services	Multiple Services	Rescreening	Ages 0-35 mos.	Ages 36-61+ mos.																																																																																																																																																																																																																																																																																																																																																																																																																																																																																																																																																																																																																																																																																																																																																																																																																																																																																																																																																																																																																																																																																																																																																																																																																																																																																							
		0-11	12-23	24-35	36-47	48-60	61+																																																																																																																																																																																																																																																																																																																																																																																																																																																																																																																																																																																																																																																																																																																																																																																																																																																																																																																																																																																																																																																																																																																																																																																																																																																																																																															

CFC #19 Child & Family Connections, Macon Co. Community Mental Health Board, 132 S Water St, Ste 604, Decatur, IL 62523 - Amy Farmer

61910	4	0	0	0	2	2	0	0	4	0	0	0	0	0	0	0	0	0	0	0	1	3	0	0	0	1	1	0	0	4
61911	6	0	0	0	4	1	1	0	6	0	0	0	0	0	0	0	0	0	0	0	0	6	0	0	0	1	1	0	0	6
61913	1	0	0	0	1	0	0	0	1	0	0	0	0	0	0	0	0	0	0	0	1	0	0	0	0	0	0	0	0	1
61914	6	0	0	0	5	1	0	0	6	0	0	0	0	0	0	0	0	0	0	0	2	3	1	0	0	2	2	0	0	6
61920	12	0	0	0	9	3	0	0	12	0	0	0	0	0	0	0	0	0	0	0	5	7	0	0	0	0	0	0	0	12
61924	1	0	0	0	0	1	0	0	1	0	0	0	0	0	0	0	0	0	0	0	0	1	0	0	0	0	0	0	0	1
61933	1	0	0	0	0	1	0	0	1	0	0	0	0	0	0	0	0	0	0	0	1	0	0	0	0	0	0	0	0	1
61938	42	0	0	0	31	8	3	0	42	0	0	0	0	0	0	0	0	0	0	0	11	31	0	0	0	7	7	0	0	42
61944	3	0	0	0	2	1	0	0	3	0	0	0	0	0	0	0	0	0	0	0	0	3	0	0	0	2	2	0	0	3
61951	6	0	0	0	4	1	1	1	5	0	0	0	0	0	0	0	0	0	0	0	2	3	0	0	0	1	1	0	0	6
61953	4	0	0	0	3	1	0	0	4	0	0	0	0	0	0	0	0	0	0	0	2	2	0	0	0	0	0	0	0	4
61956	4	0	0	0	3	1	0	0	4	0	0	0	0	0	0	0	0	0	0	0	1	3	0	0	0	2	2	0	0	4
61957	1	0	0	0	1	0	0	0	1	0	0	0	0	0	0	0	0	0	0	0	0	1	0	0	0	0	0	0	0	1
62221	1	0	0	0	1	0	0	0	1	0	0	0	0	0	0	0	0	0	0	0	1	0	0	0	0	0	0	0	0	1
62420	3	0	0	0	1	2	0	0	3	0	0	0	0	0	0	0	0	0	0	0	0	3	0	0	0	1	1	0	0	3
62422	1	0	0	0	1	0	0	0	1	0	0	0	0	0	0	0	0	0	0	0	0	1	0	0	0	0	0	0	0	1
62441	8	0	0	0	7	1	0	0	8	0	0	0	0	0	0	0	0	0	0	0	2	6	0	0	0	1	1	0	0	8
62442	1	0	0	0	1	0	0	0	1	0	0	0	0	0	0	0	0	0	0	0	1	0	0	0	0	0	0	0	0	1

Screenings Reported by CFC/CPS/DCFS and ZIP / FY2020 Q2

Zip Code	Total Screened	Screenings of Children involved with DCFS											# of Children Ages 0 to 3 Referred to										# of Children Ages 3 to 5 Referred to								Sub-Totals	
		Ages (in Months)						Not Referred	Total Referred	In Intact Family Services	Children of Teen Wards	In Foster Care	PI LEA EI (ECSE)	Child Care (center-based) EHS	Program Care HV	Other Services	Multiple Services	Rescreening	LEA (ECSE)	PFA	HS	Child Care Program	HV	Other Services	Multiple Services	Rescreening	Ages 0-35 mos.	Ages 36-61+ mos.				
62447	1	0	0	0	1	0	0	0	1	0	0	0	0	0	0	0	0	0	0	0	0	1	0	0	0	0	0	0	0	1		
62463	2	0	0	0	2	0	0	0	2	0	0	0	0	0	0	0	0	0	0	0	0	2	0	0	0	1	1	0	0	2		
62468	7	0	0	0	7	0	0	0	7	0	0	0	0	0	0	0	0	0	0	0	2	4	1	0	0	2	3	0	0	7		
62477	2	0	0	0	2	0	0	0	2	0	0	0	0	0	0	0	0	0	0	1	0	1	0	0	1	1	0	0	2			
62522	76	26	26	24	0	0	0	73	3	3	0	11	3	0	0	0	0	0	0	0	0	0	0	0	0	0	0	0	76	0		
62565	1	0	0	0	1	0	0	0	1	0	0	0	0	0	0	0	0	0	0	0	1	0	0	0	1	1	0	0	1			
TOTAL	194	26	26	24	89	24	5	74	120	3	0	11	3	0	0	0	0	0	0	0	33	81	3	0	0	23	24	0	76	118		

CFC #20 Child & Family Connections, Community Support Systems, 1901 S 4th St, Ste 209, Effingham, IL 62401 - Rita Wahl

62014	11	3	5	2	1	0	0	9	2	0	0	0	2	0	0	0	0	0	0	0	0	0	0	0	0	0	0	0	0	10	1
62262	12	4	5	3	0	0	0	10	2	0	0	2	2	0	0	0	0	0	0	0	0	0	0	0	0	0	0	0	0	12	0
62411	5	0	0	0	2	2	1	0	5	0	0	0	0	0	0	0	0	0	0	0	1	4	0	0	0	0	0	0	0	0	5
62414	1	0	0	0	1	0	0	0	1	0	0	0	0	0	0	0	0	0	0	0	0	1	0	0	0	0	0	0	0	0	1
62424	1	0	0	0	1	0	0	0	1	0	0	0	0	0	0	0	0	0	0	0	1	0	0	0	0	0	0	0	0	0	1
62439	3	0	0	0	1	2	0	0	3	0	0	0	0	0	0	0	0	0	0	0	3	0	0	0	0	0	0	0	0	0	3
TOTAL	33	7	10	5	6	4	1	19	14	0	0	2	4	0	0	0	0	0	0	0	5	5	0	0	0	0	0	0	0	22	11

CFC #21 Child & Family Connections, Regional Office of Education #13, 4 Eagle Center, Ste 4, O'Fallon, IL 62269 - Terri Kampwerth

62002	16	0	0	2	8	6	0	0	16	0	0	0	0	1	0	0	0	1	0	0	0	1	13	0	0	0	0	0	0	2	14
62010	42	0	0	5	27	10	0	0	42	0	0	1	0	1	0	0	0	0	0	0	0	3	38	13	2	0	1	20	4	5	37
62025	13	0	0	6	6	1	0	1	12	0	0	0	0	0	0	0	0	0	0	0	1	12	0	0	0	0	0	0	6	7	
62040	630	175	174	127	82	68	0	602	21	8	0	3	14	0	0	0	0	1	1	0	10	0	0	0	0	0	0	0	476	150	
62087	9	0	0	1	6	2	0	0	9	0	0	0	0	0	0	0	0	0	0	0	3	6	0	0	0	0	0	0	1	8	
62206	1	0	0	0	0	1	0	0	1	0	0	0	0	0	0	0	0	0	0	0	1	0	0	0	0	0	0	0	0	1	
62221	18	0	0	1	10	7	0	7	11	0	0	0	0	0	0	0	0	0	0	1	5	3	0	0	0	2	0	0	1	17	
62223	32	6	11	11	3	1	0	24	8	0	0	2	6	0	0	0	0	0	0	1	0	1	0	0	0	0	0	0	28	4	
62234	68	0	1	3	27	31	6	2	66	0	0	3	0	0	0	0	0	1	0	0	5	59	0	0	0	1	0	0	4	64	
62257	5	0	0	2	1	2	0	0	5	0	0	0	0	0	0	0	0	0	0	1	0	4	0	0	0	0	3	3	2	3	
62269	70	8	13	17	18	14	0	58	12	0	0	1	7	1	0	0	0	0	0	0	4	0	0	0	0	3	0	0	38	32	
62288	1	0	0	0	1	0	0	0	1	0	0	0	0	0	0	0	0	0	0	0	0	1	0	0	0	0	0	0	0	1	

Screenings Reported by CFC/CPS/DCFS and ZIP / FY2020 Q2

Zip Code	Total Screened	Ages (in Months)						Not Referred	Total Referred	Screenings of Children involved with DCFS			# of Children Ages 0 to 3 Referred to								# of Children Ages 3 to 5 Referred to								Sub-Totals		
		0-11	12-23	24-35	36-47	48-60	61+			In Intact Family Services	Children of Teen Wards	In Foster Care	EI	LEA (ECSE)	EHS	PI Child Care Program	HV	Other Services	Multiple Services	Rescreening	LEA (ECSE)	PFA	HS	Child Care Program	HV	Other Services	Multiple Services	Rescreening	Ages 0-35 mos.	Ages 36-61+ mos.	
62294	23	7	7	9	0	0	0	19	4	0	0	0	3	0	0	0	0	0	0	0	1	0	0	0	0	0	0	0	0	23	0
TOTAL	928	196	206	184	189	143	6	713	208	8	0	10	30	3	0	0	0	3	1	0	14	23	137	13	2	0	7	23	7	586	338

CFC #22 Child & Family Connections, Regional Office of Education #13, 660 W Noleman St, Centralia, IL 62801 - Nicole Van Hise

62216	14	6	4	3	1	0	0	13	1	0	0	0	1	0	0	0	0	0	0	0	0	0	0	0	0	0	0	0	0	13	1
62245	13	2	4	3	4	0	0	13	0	0	0	0	0	0	0	0	0	0	0	0	0	0	0	0	0	0	0	0	0	9	4
62265	32	7	7	13	5	0	0	29	3	0	0	0	3	0	0	0	0	0	0	0	0	0	0	0	0	0	0	0	0	27	5
62822	5	0	0	0	2	2	1	0	5	0	0	0	0	0	0	0	0	0	0	0	0	5	0	0	0	0	0	0	0	0	5
62884	5	0	0	0	5	0	0	0	5	0	0	0	0	0	0	0	0	0	0	0	0	5	0	0	0	0	0	0	0	0	5
62890	11	3	4	2	1	1	0	0	11	0	0	0	0	0	0	0	8	0	0	0	0	0	3	0	0	0	0	0	0	9	2
62896	9	1	0	1	7	0	0	1	8	0	0	0	0	0	0	0	0	0	0	0	1	8	0	0	0	0	1	0	2	7	
62959	19	1	1	0	9	7	1	19	0	0	0	7	0	0	0	0	0	0	0	0	0	0	0	0	0	0	0	0	2	17	
62999	2	0	0	0	0	2	0	0	2	0	0	0	0	0	0	0	0	0	0	0	0	2	0	0	0	0	0	0	0	0	2
TOTAL	110	20	20	22	34	12	2	75	35	0	0	7	4	0	0	0	0	8	0	0	0	1	23	0	0	0	0	1	0	62	48

CFC #23 Child & Family Connections, Wabash & Ohio Valley Special Education Dist., 800 S Division St, Norris City, IL 62869 - Charity Heifner

62476	6	0	0	1	3	2	0	0	6	0	0	0	1	0	0	0	0	1	0	0	0	5	0	0	0	2	0	0	1	5
62806	6	0	0	0	3	3	0	6	0	0	0	0	0	0	0	0	0	0	0	0	0	0	0	0	0	0	0	0	0	6
62821	8	0	0	0	7	1	0	0	8	0	0	0	0	0	0	0	0	0	0	0	0	8	0	0	0	6	0	0	0	8
62835	20	1	3	1	7	8	0	13	7	0	0	0	0	0	0	0	0	0	0	0	0	7	0	0	0	1	0	1	5	15
62837	81	9	13	16	27	16	0	54	18	0	0	0	3	0	0	0	0	2	0	6	0	10	0	0	0	6	0	2	38	43
62844	6	0	0	0	6	0	0	0	6	0	0	0	0	0	0	0	0	0	0	0	0	6	0	0	0	3	2	0	0	6
62859	10	0	1	0	4	5	0	9	1	0	0	0	0	0	0	0	0	0	0	0	0	0	0	0	0	0	0	0	1	9
62863	46	24	4	1	12	5	0	28	18	0	0	0	1	0	0	0	0	0	0	5	0	11	0	0	0	3	1	0	29	17
62895	4	0	0	0	4	0	0	0	4	0	0	0	0	0	0	0	0	0	0	0	0	4	0	0	0	4	0	0	0	4
62917	8	0	0	0	4	4	0	0	8	0	0	0	0	0	0	0	0	0	0	0	0	8	0	0	0	2	1	0	0	8
62930	12	0	0	0	6	6	0	0	12	0	0	0	0	0	0	0	0	0	0	0	0	12	0	0	0	6	3	0	0	12
62935	8	0	0	2	5	1	0	0	8	0	0	0	2	0	0	0	0	0	0	0	0	6	0	0	0	4	0	1	2	6
62938	2	0	0	0	2	0	0	0	2	0	0	0	0	0	0	0	0	0	0	0	0	2	0	0	0	1	0	0	0	2
62946	83	20	11	17	28	26	0	90	12	0	0	0	6	0	0	0	0	0	0	2	0	4	2	0	0	2	2	1	48	54

Screenings Reported by CFC/CPS/DCFS and ZIP / FY2020 Q2

Zip Code	Total Screened	Ages (in Months)							Not Referred	Total Referred	Screenings of Children involved with DCFS			# of Children Ages 0 to 3 Referred to										# of Children Ages 3 to 5 Referred to								Sub-Totals	
		0-11	12-23	24-35	36-47	48-60	61+	In Intact Family Services			Children of Teen Wards	In Foster Care	EI	LEA (ECSE)	EHS	PI (center-based)	Child Care Program	HV	Other Services	Multiple Services	Rescreening	LEA (ECSE)	PFA	HS	Child Care Program	HV	Other Services	Multiple Services	Rescreening	Ages 0-35 mos.	Ages 36-61+ mos.		
62984	8	1	1	0	2	4	0	8	0	0	0	0	0	0	0	0	0	0	0	0	0	0	0	0	0	0	0	0	2	6			
TOTAL	308	55	33	38	120	81	0	208	110	0	0	0	13	0	0	0	0	0	3	0	13	0	83	2	0	0	40	9	5	126	201		
CFC #24 Child & Family Connections, Archway, Inc., 2751 W Main, PO Box 1180, Carbondale, IL 62901-1180 - Lindsay Baskin																																	
62832	12	0	0	1	4	7	0	1	11	0	0	0	0	0	0	0	0	0	0	0	1	10	0	0	0	0	0	0	1	11			
62890	6	4	2	0	0	0	0	0	6	0	0	0	0	0	0	6	0	0	0	0	0	0	0	0	0	0	0	0	6	0			
62901	172	20	24	39	53	33	3	156	16	0	0	1	0	0	0	0	0	0	0	0	0	14	0	0	0	0	0	0	83	89			
62903	18	3	2	5	6	2	0	1	17	0	0	0	0	0	0	5	5	2	7	6	0	5	0	0	0	3	2	3	10	8			
62916	6	0	0	0	4	1	1	0	6	0	0	0	0	0	0	0	0	0	0	0	0	6	0	0	0	0	0	0	0	6			
62924	3	2	0	1	0	0	0	2	1	0	0	0	0	1	0	0	0	0	0	0	0	0	0	0	0	0	0	0	3	0			
62932	3	0	0	0	2	1	0	0	3	0	0	0	0	0	0	0	0	0	0	0	0	3	0	0	0	0	0	0	0	3			
62966	10	2	0	2	5	1	0	0	10	0	0	0	0	0	0	0	3	0	0	0	0	7	0	0	0	0	0	0	4	6			
TOTAL	230	31	28	48	74	45	4	160	70	0	0	1	0	1	0	5	14	2	7	6	1	45	0	0	0	3	2	3	107	123			
CFC #25 Child & Family Connections, Options & Advocacy for McHenry Co., 365 Millennium Dr, Ste A, Crystal Lake, IL 60012 - Susan Beckman																																	
60013	35	0	0	0	9	23	3	27	8	0	0	0	0	0	0	0	0	0	0	0	8	0	0	0	0	0	0	0	0	35			
60014	347	54	63	102	56	71	1	150	197	0	0	0	167	3	0	0	0	0	0	0	18	0	0	0	2	7	0	0	219	128			
60042	43	4	14	7	6	12	0	40	3	0	0	1	3	0	0	0	0	0	0	0	0	0	0	0	0	0	0	0	25	18			
60050	16	0	0	0	6	10	0	2	14	0	0	0	0	0	0	0	0	0	0	0	5	9	0	0	0	0	0	0	0	16			
60072	9	0	0	4	3	2	0	0	9	0	0	1	0	3	0	0	0	0	0	0	0	4	0	0	0	0	0	2	4	5			
60098	49	0	0	0	31	18	0	1	48	0	0	0	0	0	0	0	0	0	0	0	4	47	0	0	0	0	5	0	0	49			
60142	25	1	3	5	12	4	0	10	15	0	0	0	0	0	0	0	0	2	0	0	5	8	0	0	0	0	0	0	9	16			
60152	9	0	0	1	7	1	0	0	9	0	0	0	0	0	0	0	0	0	0	0	0	9	0	0	0	0	0	0	1	8			
60156	29	0	0	11	9	9	0	6	23	0	0	0	0	0	0	0	0	0	0	0	10	13	0	0	0	0	0	0	11	18			
TOTAL	562	59	80	130	139	150	4	236	326	0	0	2	170	6	0	0	0	0	2	0	50	90	0	0	2	7	5	2	269	293			
Chicago Public Schools, Office of Diverse Learner Supports & Services, 42 W Madison St, 2nd Floor, Chicago, IL 60602 - Dr. Stephanie Jones																																	
60602	1225	40	116	230	336	330	173	774	451	0	0	8	48	0	0	0	0	0	0	0	72	155	0	0	0	0	0	0	176	386	839		
TOTAL	1225	40	116	230	336	330	173	774	451	0	0	8	48	0	0	0	0	0	0	0	72	155	0	0	0	0	0	0	176	386	839		

Screenings Reported by CFC/CPS/DCFS and Month / FY2020 Q2

Month	Total Screened	Ages (in Months)						Not Referred	Total Referred	Screenings of Children involved with DCFS			# of Children Ages 0 to 3 Referred to								# of Children Ages 3 to 5 Referred to								Sub-Totals			
		0-11	12-23	24-35	36-47	48-60	61+			In Intact Family Services	Children of Teen Wards	In Foster Care	LEA EI	(ECSE)	EHS	PI (center-based)	Child Care Program	HV	Other Services	Multiple Services	Rescreening	LEA (ECSE)	PFA	HS	Child Care Program	HV	Other Services	Multiple Services	Rescreening	Ages 0-35 mos.	Ages 36-61+ mos.	
CFC #01 Child & Family Connections, Youth Services Network, Inc., 107 North 3rd Street, Rockford, IL 61107 - Dee Dee Lowery																																
Oct-19	481	24	46	24	227	149	11	321	160	4	0	10	1	0	0	1	0	9	0	0	4	11	116	18	0	0	11	69	71	94	387	
Nov-19	420	36	45	81	148	94	16	264	156	1	0	6	1	0	0	4	0	7	2	0	7	17	105	4	0	0	14	43	42	162	258	
Dec-19	225	14	19	32	95	52	13	111	114	2	0	7	0	0	0	5	0	9	3	0	4	11	67	1	9	0	12	36	31	65	160	
TOTAL	1126	74	110	137	470	295	40	696	430	7	0	23	2	0	0	10	0	25	5	0	15	39	288	23	9	0	37	148	144	321	805	
CFC #02 Child & Family Connections, Lake County Health Department, 3010 Grand Ave, 2nd Floor, Waukegan, IL 60085 - Donna Musser																																
Sep-19	12	0	0	0	3	8	1	2	10	0	0	0	0	0	0	0	0	0	0	0	10	0	0	0	0	0	0	0	0	0	12	
Oct-19	194	31	43	51	33	34	2	128	66	0	0	2	12	3	1	1	0	1	1	0	14	31	17	0	0	26	14	0	125	69		
Nov-19	182	31	43	44	34	24	6	135	47	0	0	0	11	2	0	0	0	2	2	0	11	17	8	3	0	10	4	4	118	64		
Dec-19	155	29	44	46	23	9	4	102	53	0	0	0	17	3	0	0	0	2	1	0	18	12	0	0	0	1	1	0	119	36		
TOTAL	543	91	130	141	93	75	13	367	176	0	0	2	40	8	1	1	0	5	4	0	53	60	25	3	0	37	19	4	362	181		
CFC #03 Child & Family Connections, Regional Office of Education for Carroll, Jo Daviess, & Stephenson Co., 27 S State Ave, Ste 101, Freeport, IL 61032 - Angela Hodges																																
Oct-19	383	140	52	37	56	89	9	359	24	0	0	0	0	0	0	0	0	0	0	0	2	7	0	0	0	0	0	0	10	229	154	
Nov-19	176	96	27	18	17	18	0	157	19	0	0	0	0	0	0	0	0	0	0	0	0	6	4	0	0	1	0	0	141	35		
Dec-19	308	115	62	37	43	48	3	285	23	0	0	1	2	0	0	0	0	0	0	0	3	14	0	0	0	0	1	3	214	94		
TOTAL	867	351	141	92	116	155	12	801	66	0	0	1	2	0	0	0	0	0	0	0	5	27	4	0	0	1	1	13	584	283		
CFC #04 Child & Family Connections, DayOne PACT, 1551 E Fabyan Pkwy, Geneva, IL 60134 - Ellana Mavromatis																																
Jan-19	14	2	1	0	10	1	0	14	14	0	0	0	7	0	0	0	0	0	0	0	7	0	0	0	0	0	0	0	3	11		
Feb-19	19	2	2	1	12	2	0	15	4	0	0	0	0	0	0	0	0	0	0	0	4	0	0	0	0	0	0	0	5	14		
Mar-19	23	7	3	0	7	6	0	18	5	0	0	0	1	0	0	0	0	0	0	0	4	0	0	0	0	0	0	0	10	13		
May-19	26	7	1	2	13	3	0	25	1	0	0	0	0	0	0	0	0	0	0	1	0	0	0	0	0	0	0	10	16			
Jun-19	60	5	1	2	34	18	0	28	32	0	0	0	1	0	0	0	0	0	0	0	14	16	0	0	0	0	13	14	8	52		
Jul-19	24	4	1	3	7	9	0	19	5	0	0	0	2	0	0	0	0	0	0	0	3	0	0	0	0	0	0	0	8	16		
Aug-19	98	4	4	4	57	29	0	39	59	0	0	0	1	0	0	0	0	0	0	0	24	23	0	0	0	0	14	25	12	86		
Sep-19	106	6	13	21	36	30	0	67	39	0	0	0	7	0	0	0	0	0	0	3	15	16	0	0	0	1	5	2	40	66		
Oct-19	427	40	65	77	154	90	1	230	197	0	0	2	30	0	0	0	0	2	0	12	30	101	0	0	0	12	11	21	182	245		
Nov-19	258	41	39	34	93	50	1	170	88	0	0	1	16	0	0	0	0	0	0	0	32	33	0	0	0	0	3	10	114	144		
Dec-19	162	19	23	24	52	39	5	91	71	0	0	0	4	0	0	0	0	0	0	0	9	40	0	0	0	15	0	3	66	96		
TOTAL	1217	137	153	168	475	277	7	702	515	0	0	3	69	0	0	0	0	2	0	15	143	229	0	0	0	28	46	75	458	759		
CFC #05 Child & Family Connections, DayOne PACT, 750 Warrenville Rd, Ste 300, Lisle, IL 60532 - Marianne McGuire																																
Sep-19	37	8	8	21	0	0	0	20	17	0	0	0	6	0	0	0	0	0	0	11	0	0	0	0	0	0	0	0	37	0		

Screenings Reported by CFC/CPS/DCFS and Month / FY2020 Q2

Month	Total Screened	Ages (in Months)							Not Referred	Total Referred	Screenings of Children involved with DCFS			# of Children Ages 0 to 3 Referred to								# of Children Ages 3 to 5 Referred to								Sub-Totals		
		0-11	12-23	24-35	36-47	48-60	61+	In Intact Family Services			Children of Teen Wards	In Foster Care	EI	LEA (ECSE)	EHS	PI (center-based)	Child Care Program	HV	Other Services	Multiple Services	Rescreening	LEA (ECSE)	PFA	HS	Child Care Program	HV	Other Services	Multiple Services	Rescreening	Ages 0-35 mos.	Ages 36-61+ mos.	
Oct-19	243	27	52	71	61	31	1	122	121	0	0	0	20	9	0	0	0	8	2	3	27	8	43	0	0	0	3	0	4	150	93	
Nov-19	236	21	41	59	60	53	2	101	135	0	0	0	26	7	0	0	0	9	5	2	21	12	48	0	1	0	2	0	6	121	115	
Dec-19	90	13	28	28	13	8	0	28	62	0	0	1	8	3	0	0	0	9	7	1	19	3	11	0	0	0	2	0	0	69	21	
TOTAL	606	69	129	179	134	92	3	271	335	0	0	1	60	19	0	0	0	26	14	6	78	23	102	0	1	0	7	0	10	377	229	
CFC #06 Child & Family Connections, Clearbrook, 1835 W Central Rd, Arlington Heights, IL 60005 - Jason Tietz																																
Aug-19	2	0	0	0	2	0	0	0	2	0	0	0	0	0	0	0	0	0	0	0	0	2	0	0	0	0	0	0	0	0	2	
Sep-19	20	0	0	3	14	3	0	8	12	0	0	0	0	0	0	0	0	0	0	0	5	7	0	0	0	0	0	0	0	3	17	
Oct-19	194	3	9	22	80	77	3	62	132	0	0	1	5	1	0	0	0	0	1	0	2	35	62	0	0	0	19	1	8	34	160	
Nov-19	154	4	5	21	80	41	3	39	115	0	0	0	10	2	0	0	0	0	2	0	0	34	59	0	0	0	5	1	2	30	124	
Dec-19	150	4	0	12	59	70	5	57	93	1	0	1	0	5	0	0	0	0	0	0	1	27	32	0	0	5	16	0	7	16	134	
TOTAL	520	11	14	58	235	191	11	166	354	1	0	2	15	8	0	0	0	0	3	0	3	103	160	0	0	5	40	2	17	83	437	
CFC #07 Child & Family Connections, Suburban Access, Inc. One Westbrook Corporate Ctr, Ste 640, Westchester, IL 60154 - Jo Ann Alferink																																
Oct-19	38	0	1	1	18	18	0	0	38	0	0	0	0	1	0	0	0	1	0	0	0	9	25	0	0	0	2	0	0	2	36	
Nov-19	4	0	2	2	0	0	0	0	4	0	0	0	3	0	0	0	0	2	0	0	0	0	0	0	0	0	0	0	0	4	0	
TOTAL	42	0	3	3	18	18	0	0	42	0	0	0	3	1	0	0	0	3	0	0	0	9	25	0	0	0	2	0	0	6	36	
CFC #08 Child & Family Connections, Easter Seals of Metropolitan Chicago, 9455 S Hoyne Ave, Chicago, IL 60643 - Marlene Stroube																																
Nov-19	0	0	0	0	0	0	0	0	0	0	0	0	0	0	0	0	0	0	0	0	0	0	0	0	0	0	0	0	0	0	0	
TOTAL	0	0	0	0	0	0	0	0	0	0	0	0	0	0	0	0	0	0	0	0	0	0	0	0	0	0	0	0	0	0	0	
CFC #12 Child & Family Connections, Easter Seals of Metropolitan Chicago, 17300 S Ozark Ave - North Bldg, Tinley Park, IL 60477 - Peter Byrne																																
Oct-19	145	10	18	20	61	33	3	75	70	0	0	1	1	1	0	0	0	19	0	0	0	15	26	0	0	0	5	1	4	48	97	
Nov-19	210	0	0	0	75	101	34	194	16	0	0	0	0	0	0	0	0	0	0	0	3	1	0	0	0	0	1	11	0	210		
Dec-19	77	1	0	4	35	27	10	43	34	0	0	0	0	0	0	0	0	1	0	0	0	5	22	0	0	0	6	3	3	5	72	
TOTAL	432	11	18	24	171	161	47	312	120	0	0	1	1	1	0	0	0	20	0	0	0	23	49	0	0	0	11	5	18	53	379	
CFC #13 Child & Family Connections, Regional Office of Education #26, 130 S Lafayette St, Ste 200, Macomb, IL 61455 - Chuck Farr																																
Oct-19	13	2	2	3	5	1	0	6	7	0	0	0	0	0	0	0	0	0	0	0	0	7	0	0	0	0	0	0	7	6		
Nov-19	17	5	6	3	3	0	0	13	4	1	0	1	1	0	0	0	0	0	0	0	1	2	0	0	0	0	0	0	14	3		
Dec-19	14	3	2	2	7	0	0	7	7	0	0	0	0	0	0	0	0	0	0	0	0	7	0	0	0	0	0	0	7	7		
TOTAL	44	10	10	8	15	1	0	26	18	1	0	1	1	0	0	0	0	0	0	0	1	16	0	0	0	0	0	0	28	16		
CFC #14 Child & Family Connections, 3000 W Rohmann Ave., West Peoria, IL 61604 - Michelle Harr																																
Oct-19	97	8	10	15	46	15	3	40	57	0	0	5	0	0	0	4	0	0	2	0	1	10	13	0	0	0	13	0	10	33	64	

Screenings Reported by CFC/CPS/DCFS and Month / FY2020 Q2

Month	Total Screened	Ages (in Months)								Screenings of Children involved with DCFS			# of Children Ages 0 to 3 Referred to										# of Children Ages 3 to 5 Referred to								Sub-Totals	
										In Intact Family Services	Children of Teen Wards	In Foster Care	LEA EI	PI (center-based)	Child Care Program	HV	Other Services	Multiple Services	Rescreening	LEA (ECSE)	PFA	HS	Child Care Program	HV	Other Services	Multiple Services	Rescreening	Ages 0-35 mos.	Ages 36-61+ mos.			
		0-11	12-23	24-35	36-47	48-60	61+	Not Referred	Total Referred	Not Referred	Total Referred	Not Referred	Total Referred	Not Referred	Total Referred	Not Referred	Total Referred	Not Referred	Total Referred	Not Referred	Total Referred	Not Referred	Total Referred	Not Referred	Total Referred	Not Referred	Total Referred	Not Referred	Total Referred	Not Referred	Total Referred	
Nov-19	140	9	7	18	50	48	8	62	78	3	0	13	0	0	0	11	0	0	0	0	2	18	30	0	0	0	14	0	3	34	106	
Dec-19	67	1	2	14	30	16	4	8	59	0	0	6	0	2	0	5	0	0	0	0	4	8	30	0	0	0	10	1	2	17	50	
TOTAL	304	18	19	47	126	79	15	110	194	3	0	24	0	2	0	20	0	0	2	0	7	36	73	0	0	0	37	1	15	84	220	
CFC #15 Child & Family Connections, Services of Will, Grundy, & Kankakee Counties, Inc., 2300 Glenwood Ave, Joliet, IL 60435 - Rachel Cimino																																
Aug-19	12	0	0	0	6	4	2	12	0	0	0	0	0	0	0	0	0	0	0	0	0	0	0	0	0	0	0	0	0	12		
Sep-19	42	0	0	0	15	26	1	27	15	0	0	0	0	0	0	0	0	0	0	0	0	0	0	0	0	0	0	15	0	42		
Oct-19	532	14	15	34	220	242	7	283	249	0	0	0	6	0	0	0	0	1	0	0	0	46	140	0	0	0	13	0	43	63	469	
Nov-19	335	25	49	55	110	87	9	207	128	0	0	2	18	1	0	0	0	0	0	0	0	30	38	0	19	0	9	2	11	129	206	
Dec-19	251	8	16	27	94	95	11	141	110	0	0	0	1	1	0	0	0	0	0	0	0	43	43	1	0	0	5	0	16	51	200	
TOTAL	1172	47	80	116	445	454	30	670	502	0	0	2	25	2	0	0	0	1	0	0	0	119	221	1	19	0	27	2	85	243	929	
CFC #16 Child & Family Connections, 201 W Springfield Ave, Ste 508 & 509, Champaign, IL 61820 - Chris Johnson																																
Oct-19	193	59	54	40	19	21	0	180	13	2	0	0	7	0	0	0	0	0	0	0	1	0	4	0	0	0	1	0	0	153	40	
Nov-19	90	22	37	16	6	9	0	88	2	0	0	0	2	0	0	0	0	0	0	0	0	0	0	0	0	0	0	0	75	15		
Dec-19	94	31	28	15	7	13	0	91	3	0	0	1	1	0	0	0	0	0	0	0	0	2	0	0	0	0	0	0	74	20		
TOTAL	377	112	119	71	32	43	0	359	18	2	0	1	10	0	0	0	0	0	0	0	1	0	6	0	0	0	1	0	0	302	75	
CFC #17 Child & Family Connections, ROE of Adams/Pike Counties, 510 Maine St, Ste 615, Quincy, IL 62301 - Kara Hoffman																																
Oct-19	151	2	6	15	50	50	9	132	19	6	0	1	0	0	0	0	0	0	0	0	1	1	0	0	0	0	0	0	17	23	109	
Nov-19	128	3	8	13	29	57	18	116	12	0	0	1	0	0	0	0	0	0	0	0	1	1	0	0	0	0	0	0	10	24	104	
Dec-19	56	4	12	16	23	1	0	44	12	0	0	0	0	0	0	0	0	0	0	0	1	1	0	0	0	0	0	0	10	32	24	
TOTAL	335	9	26	44	102	108	27	292	43	6	0	2	0	0	0	0	0	0	0	0	3	3	0	0	0	0	0	0	37	79	237	
CFC #19 Child & Family Connections, Macon Co. Community Mental Health Board, 132 S Water St, Ste 604, Decatur, IL 62523 - Amy Farmer																																
Oct-19	97	9	9	6	51	19	3	24	73	0	0	0	0	0	0	0	0	0	0	0	21	49	3	0	0	12	13	0	24	73		
Nov-19	49	5	9	8	25	2	0	21	28	3	0	5	1	0	0	0	0	0	0	0	7	20	0	0	0	7	7	0	22	27		
Dec-19	48	12	8	10	13	3	2	29	19	0	0	6	2	0	0	0	0	0	0	0	5	12	0	0	0	4	4	0	30	18		
TOTAL	194	26	26	24	89	24	5	74	120	3	0	11	3	0	0	0	0	0	0	0	33	81	3	0	0	23	24	0	76	118		
CFC #20 Child & Family Connections, Community Support Systems, 1901 S 4th St, Ste 209, Effingham, IL 62401 - Rita Wahl																																
Oct-19	19	3	5	2	4	4	1	9	10	0	0	0	2	0	0	0	0	0	0	0	4	4	0	0	0	0	0	0	10	9		
Nov-19	14	4	5	3	2	0	0	10	4	0	0	2	2	0	0	0	0	0	0	0	1	1	0	0	0	0	0	0	12	2		
TOTAL	33	7	10	5	6	4	1	19	14	0	0	2	4	0	0	0	0	0	0	0	5	5	0	0	0	0	0	0	22	11		

Screenings Reported by CFC/CPS/DCFS and Month / FY2020 Q2

Month	Total Screened	Ages (in Months)						Not Referred	Total Referred	Screenings of Children involved with DCFS			# of Children Ages 0 to 3 Referred to								# of Children Ages 3 to 5 Referred to								Sub-Totals			
		0-11	12-23	24-35	36-47	48-60	61+			In Intact Family Services	Children of Teen Wards	In Foster Care	LEA EI	(ECSE)	EHS	PI (center-based)	Child Care Program	HV	Other Services	Multiple Services	Rescreening	LEA (ECSE)	PFA	HS	Child Care Program	HV	Other Services	Multiple Services	Rescreening	Ages 0-35 mos.	Ages 36-61+ mos.	
CFC #21 Child & Family Connections, Regional Office of Education #13, 4 Eagle Center, Ste 4, O'Fallon, IL 62269 - Terri Kampwerth																																
Sep-19	4	0	0	1	1	2	0	0	4	0	0	0	0	0	0	0	0	0	0	1	0	3	0	0	0	0	3	3	1	3		
Oct-19	411	83	91	69	92	73	1	320	91	0	0	1	7	1	0	0	0	1	0	0	0	7	74	13	2	0	2	17	4	243	166	
Nov-19	166	20	27	37	42	35	5	82	84	3	0	5	15	1	0	0	0	2	0	0	8	13	47	0	0	0	2	0	0	84	82	
Dec-19	347	93	88	77	54	33	0	311	29	5	0	4	8	1	0	0	0	0	1	0	5	3	13	0	0	0	3	3	0	258	87	
TOTAL	928	196	206	184	189	143	6	713	208	8	0	10	30	3	0	0	0	3	1	0	14	23	137	13	2	0	7	23	7	586	338	
CFC #22 Child & Family Connections, Regional Office of Education #13, 660 W Noleman St, Centralia, IL 62801 - Nicole Van Hise																																
Oct-19	49	11	9	5	15	7	2	26	23	0	0	5	1	0	0	0	0	8	0	0	0	0	14	0	0	0	0	0	0	25	24	
Nov-19	21	2	4	4	10	1	0	13	8	0	0	0	0	0	0	0	0	0	0	0	1	8	0	0	0	0	1	0	10	11		
Dec-19	40	7	7	13	9	4	0	36	4	0	0	2	3	0	0	0	0	0	0	0	0	1	0	0	0	0	0	0	27	13		
TOTAL	110	20	20	22	34	12	2	75	35	0	0	7	4	0	0	0	0	8	0	0	0	1	23	0	0	0	0	1	0	62	48	
CFC #23 Child & Family Connections, Wabash & Ohio Valley Special Education Dist., 800 S Division St, Norris City, IL 62869 - Charity Heifner																																
Oct-19	202	19	17	27	79	60	0	121	72	0	0	0	6	0	0	0	0	0	2	0	6	0	58	2	0	0	26	7	5	63	139	
Nov-19	54	11	10	10	27	15	0	46	27	0	0	0	6	0	0	0	0	0	1	0	2	0	21	0	0	0	10	2	0	31	42	
Dec-19	52	25	6	1	14	6	0	41	11	0	0	0	1	0	0	0	0	0	0	0	5	0	4	0	0	0	4	0	0	32	20	
TOTAL	308	55	33	38	120	81	0	208	110	0	0	0	13	0	0	0	0	0	3	0	13	0	83	2	0	0	40	9	5	126	201	
CFC #24 Child & Family Connections, Archway, Inc., 2751 W Main, PO Box 1180, Carbondale, IL 62901-1180 - Lindsay Baskin																																
Oct-19	123	15	11	22	36	35	4	94	29	0	0	1	0	1	0	0	0	9	1	1	1	0	17	0	0	0	3	2	3	48	75	
Nov-19	56	10	16	10	13	7	0	32	24	0	0	0	0	0	0	0	0	5	1	2	1	1	18	0	0	0	0	0	0	36	20	
Dec-19	51	6	1	16	25	3	0	34	17	0	0	0	0	0	0	0	5	0	0	4	4	0	10	0	0	0	0	0	0	23	28	
TOTAL	230	31	28	48	74	45	4	160	70	0	0	1	0	1	0	0	5	14	2	7	6	1	45	0	0	0	3	2	3	107	123	
CFC #25 Child & Family Connections, Options & Advocacy for McHenry Co., 365 Millennium Dr, Ste A, Crystal Lake, IL 60012 - Susan Beckman																																
Oct-19	341	24	56	73	77	111	0	211	130	0	0	1	72	3	0	0	0	0	2	0	0	20	27	0	0	0	3	1	2	153	188	
Nov-19	121	15	13	32	33	25	3	22	99	0	0	0	48	0	0	0	0	0	0	0	22	27	0	0	2	4	4	0	60	61		
Dec-19	100	20	11	25	29	14	1	3	97	0	0	1	50	3	0	0	0	0	0	0	8	36	0	0	0	0	0	0	56	44		
TOTAL	562	59	80	130	139	150	4	236	326	0	0	2	170	6	0	0	0	0	2	0	0	50	90	0	0	2	7	5	2	269	293	
Chicago Public Schools, Office of Diverse Learner Supports & Services, 42 W Madison St, 2nd Floor, Chicago, IL 60602 - Dr. Stephanie Jones																																
Oct-19	228	2	4	40	76	73	33	133	95	0	0	0	10	0	0	0	0	0	0	0	6	40	0	0	0	0	0	0	39	46	182	
Nov-19	536	17	66	102	141	139	71	351	185	0	0	4	12	0	0	0	0	0	0	0	31	67	0	0	0	0	0	0	75	185	351	

Screenings Reported by CFC/CPS/DCFS and Month / FY2020 Q2

										Screenings of Children involved with DCFS			# of Children Ages 0 to 3 Referred to										# of Children Ages 3 to 5 Referred to						Sub-Totals				
Month	Total Screened	Ages (in Months)							Not Referred	Total Referred	In Intact Family Services	Children of Teen Wards	In Foster Care	EI	LEA (ECSE)	EHS	PI (center- based)	Child Care Program	HV	Other Services	Multiple Services	Rescreening	LEA (ECSE)	PFA	HS	Child Care Program	HV	Other Services	Multiple Services	Rescreening	Ages 0-35 mos.	Ages 36-61+ mos.	
		0-11	12-23	24-35	36-47	48-60	61+																										
Dec-19	461	21	46	88	119	118	69	290	171	0	0	4	26	0	0	0	0	0	0	0	0	0	35	48	0	0	0	0	0	0	62	155	306
TOTAL	1225	40	116	230	336	330	173	774	451	0	0	8	48	0	0	0	0	0	0	0	0	0	72	155	0	0	0	0	0	0	176	386	839

Screenings Reported by CFC/CPS/DCFS and Agencies Represented / FY2020 Q2

Agency Type	Total Screened	Screenings of Children involved with DCFS										# of Children Ages 0 to 3 Referred to								# of Children Ages 3 to 5 Referred to								Sub-Totals																																																																																																																																																																																																																																																																																																																																																																																																																																																																																																																																																																																																																																																																																																																																																																																																																																																																																																																																																																																																																																																																																																																																										
		Ages (in Months)						Not Referred	Total Referred	In Intact Family Services	Children of Teen Wards	In Foster Care	LEA				PI (center-based)	Child Care Program	HV	Other				Multiple Services	Rescreening	LEA (ECSE)	PFA	HS	Child Care Program	HV	Other Services	Multiple Services	Rescreening	Ages 0-35 mos.	Ages 36-61+ mos.																																																																																																																																																																																																																																																																																																																																																																																																																																																																																																																																																																																																																																																																																																																																																																																																																																																																																																																																																																																																																																																																																																																																			
		0-11	12-23	24-35	36-47	48-60	61+						ECSE	EHS	ECSE	EHS				ECSE	EHS	ECSE	EHS													ECSE	EHS	ECSE	EHS	ECSE	EHS	ECSE	EHS	ECSE	EHS	ECSE	EHS	ECSE	EHS	ECSE	EHS	ECSE	EHS	ECSE	EHS	ECSE	EHS	ECSE	EHS	ECSE	EHS	ECSE	EHS	ECSE	EHS	ECSE	EHS	ECSE	EHS	ECSE	EHS	ECSE	EHS	ECSE	EHS	ECSE	EHS	ECSE	EHS	ECSE	EHS	ECSE	EHS	ECSE	EHS	ECSE	EHS	ECSE	EHS	ECSE	EHS	ECSE	EHS	ECSE	EHS	ECSE	EHS	ECSE	EHS	ECSE	EHS	ECSE	EHS	ECSE	EHS	ECSE	EHS	ECSE	EHS	ECSE	EHS	ECSE	EHS	ECSE	EHS	ECSE	EHS	ECSE	EHS	ECSE	EHS	ECSE	EHS	ECSE	EHS	ECSE	EHS	ECSE	EHS	ECSE	EHS	ECSE	EHS	ECSE	EHS	ECSE	EHS	ECSE	EHS	ECSE	EHS	ECSE	EHS	ECSE	EHS	ECSE	EHS	ECSE	EHS	ECSE	EHS	ECSE	EHS	ECSE	EHS	ECSE	EHS	ECSE	EHS	ECSE	EHS	ECSE	EHS	ECSE	EHS	ECSE	EHS	ECSE	EHS	ECSE	EHS	ECSE	EHS	ECSE	EHS	ECSE	EHS	ECSE	EHS	ECSE	EHS	ECSE	EHS	ECSE	EHS	ECSE	EHS	ECSE	EHS	ECSE	EHS	ECSE	EHS	ECSE	EHS	ECSE	EHS	ECSE	EHS	ECSE	EHS	ECSE	EHS	ECSE	EHS	ECSE	EHS	ECSE	EHS	ECSE	EHS	ECSE	EHS	ECSE	EHS	ECSE	EHS	ECSE	EHS	ECSE	EHS	ECSE	EHS	ECSE	EHS	ECSE	EHS	ECSE	EHS	ECSE	EHS	ECSE	EHS	ECSE	EHS	ECSE	EHS	ECSE	EHS	ECSE	EHS	ECSE	EHS	ECSE	EHS	ECSE	EHS	ECSE	EHS	ECSE	EHS	ECSE	EHS	ECSE	EHS	ECSE	EHS	ECSE	EHS	ECSE	EHS	ECSE	EHS	ECSE	EHS	ECSE	EHS	ECSE	EHS	ECSE	EHS	ECSE	EHS	ECSE	EHS	ECSE	EHS	ECSE	EHS	ECSE	EHS	ECSE	EHS	ECSE	EHS	ECSE	EHS	ECSE	EHS	ECSE	EHS	ECSE	EHS	ECSE	EHS	ECSE	EHS	ECSE	EHS	ECSE	EHS	ECSE	EHS	ECSE	EHS	ECSE	EHS	ECSE	EHS	ECSE	EHS	ECSE	EHS	ECSE	EHS	ECSE	EHS	ECSE	EHS	ECSE	EHS	ECSE	EHS	ECSE	EHS	ECSE	EHS	ECSE	EHS	ECSE	EHS	ECSE	EHS	ECSE	EHS	ECSE	EHS	ECSE	EHS	ECSE	EHS	ECSE	EHS	ECSE	EHS	ECSE	EHS	ECSE	EHS	ECSE	EHS	ECSE	EHS	ECSE	EHS	ECSE	EHS	ECSE	EHS	ECSE	EHS	ECSE	EHS	ECSE	EHS	ECSE	EHS	ECSE	EHS	ECSE	EHS	ECSE	EHS	ECSE	EHS	ECSE	EHS	ECSE	EHS	ECSE	EHS	ECSE	EHS	ECSE	EHS	ECSE	EHS	ECSE	EHS	ECSE	EHS	ECSE	EHS	ECSE	EHS	ECSE	EHS	ECSE	EHS	ECSE	EHS	ECSE	EHS	ECSE	EHS	ECSE	EHS	ECSE	EHS	ECSE	EHS	ECSE	EHS	ECSE	EHS	ECSE	EHS	ECSE	EHS	ECSE	EHS	ECSE	EHS	ECSE	EHS	ECSE	EHS	ECSE	EHS	ECSE	EHS	ECSE	EHS	ECSE	EHS	ECSE	EHS	ECSE	EHS	ECSE	EHS	ECSE	EHS	ECSE	EHS	ECSE	EHS	ECSE	EHS	ECSE	EHS	ECSE	EHS	ECSE	EHS	ECSE	EHS	ECSE	EHS	ECSE	EHS	ECSE	EHS	ECSE	EHS	ECSE	EHS	ECSE	EHS	ECSE	EHS	ECSE	EHS	ECSE	EHS	ECSE	EHS	ECSE	EHS	ECSE	EHS	ECSE	EHS	ECSE	EHS	ECSE	EHS	ECSE	EHS	ECSE	EHS	ECSE	EHS	ECSE	EHS	ECSE	EHS	ECSE	EHS	ECSE	EHS	ECSE	EHS	ECSE	EHS	ECSE	EHS	ECSE	EHS	ECSE	EHS	ECSE	EHS	ECSE	EHS	ECSE	EHS	ECSE	EHS	ECSE	EHS	ECSE	EHS	ECSE	EHS	ECSE	EHS	ECSE	EHS	ECSE	EHS	ECSE	EHS	ECSE	EHS	ECSE	EHS	ECSE	EHS	ECSE	EHS	ECSE	EHS	ECSE	EHS	ECSE	EHS	ECSE	EHS	ECSE	EHS	ECSE	EHS	ECSE	EHS	ECSE	EHS	ECSE	EHS	ECSE	EHS	ECSE	EHS	ECSE	EHS	ECSE	EHS	ECSE	EHS	ECSE	EHS	ECSE	EHS	ECSE	EHS	ECSE	EHS	ECSE	EHS	ECSE	EHS	ECSE	EHS	ECSE	EHS	ECSE	EHS	ECSE	EHS	ECSE	EHS	ECSE	EHS	ECSE	EHS	ECSE	EHS	ECSE	EHS	ECSE	EHS	ECSE	EHS	ECSE	EHS	ECSE	EHS	ECSE	EHS	ECSE	EHS	ECSE	EHS	ECSE	EHS	ECSE	EHS	ECSE	EHS	ECSE	EHS	ECSE	EHS	ECSE	EHS	ECSE	EHS	ECSE	EHS	ECSE	EHS	ECSE	EHS	ECSE	EHS	ECSE	EHS	ECSE	EHS	ECSE	EHS	ECSE	EHS	ECSE	EHS	ECSE	EHS	ECSE	EHS	ECSE	EHS	ECSE	EHS	ECSE	EHS	ECSE	EHS	ECSE	EHS	ECSE	EHS	ECSE	EHS	ECSE	EHS	ECSE	EHS	ECSE	EHS	ECSE	EHS	ECSE	EHS	ECSE	EHS	ECSE	EHS	ECSE	EHS	ECSE	EHS	ECSE	EHS	ECSE	EHS	ECSE	EHS	ECSE	EHS	ECSE	EHS	ECSE	EHS	ECSE	EHS	ECSE	EHS	ECSE	EHS	ECSE	EHS	ECSE	EHS	ECSE	EHS	ECSE	EHS	ECSE	EHS	ECSE	EHS	ECSE	EHS	ECSE	EHS	ECSE	EHS	ECSE	EHS	ECSE	EHS	ECSE	EHS	ECSE	EHS	ECSE	EHS	ECSE	EHS	ECSE	EHS	ECSE	EHS	ECSE	EHS	ECSE	EHS	ECSE	EHS	ECSE	EHS	ECSE	EHS	ECSE	EHS	ECSE	EHS	ECSE	EHS	ECSE	EHS	ECSE	EHS	ECSE	EHS	ECSE	EHS	ECSE	EHS	ECSE	EHS	ECSE	EHS	ECSE	EHS	ECSE	EHS	ECSE	EHS	ECSE	EHS	ECSE	EHS	ECSE	EHS	ECSE	EHS	ECSE	EHS	ECSE	EHS	ECSE	EHS	ECSE	EHS	ECSE	EHS	ECSE	EHS	ECSE	EHS	ECSE	EHS	ECSE	EHS	ECSE	EHS	ECSE	EHS	ECSE	EHS	ECSE	EHS	ECSE	EHS	ECSE	EHS	ECSE	EHS	ECSE	EHS	ECSE	EHS	ECSE	EHS	ECSE	EHS	ECSE	EHS	ECSE	EHS	ECSE	EHS	ECSE	EHS	ECSE	EHS	ECSE	EHS	ECSE	EHS	ECSE	EHS	ECSE	EHS	ECSE	EHS	ECSE	EHS	ECSE	EHS	ECSE	EHS	ECSE	EHS	ECSE	EHS	ECSE	EHS	ECSE	EHS	ECSE	EHS	ECSE	EHS	ECSE	EHS	ECSE	EHS	ECSE	EHS	ECSE	EHS	ECSE	EHS	ECSE	EHS	ECSE	EHS	ECSE	EHS	ECSE	EHS	ECSE	EHS	ECSE	EHS	ECSE	EHS	ECSE	EHS	ECSE	EHS	ECSE	EHS	ECSE	EHS	ECSE	EHS	ECSE	EHS	ECSE	EHS	ECSE	EHS	ECSE	EHS	ECSE	EHS	ECSE	EHS	ECSE	EHS	ECSE	EHS	ECSE	EHS	ECSE	EHS	ECSE	EHS	ECSE	EHS	ECSE	EHS	ECSE	EHS	ECSE	EHS	ECSE	EHS	ECSE	EHS	ECSE	EHS	ECSE	EHS	ECSE	EHS	ECSE	EHS	ECSE	EHS	ECSE	EHS	ECSE	EHS	ECSE	EHS	ECSE	EHS	ECSE	EHS	ECSE	EHS	ECSE	EHS	ECSE	EHS	ECSE	EHS	ECSE	EHS	ECSE	EHS	ECSE	EHS	ECSE	EHS	ECSE	EHS	ECSE	EHS	ECSE	EHS	ECSE	EHS	ECSE	EHS	ECSE	EHS	ECSE	EHS	ECSE	EHS	ECSE	EHS	ECSE	EHS	ECSE	EHS	ECSE	EHS	ECSE	EHS	ECSE	EHS	ECSE	EHS	ECSE	EHS	ECSE	EHS	ECSE	EHS	ECSE	EHS	ECSE	EHS	ECSE	EHS	ECSE	EHS	ECSE	EHS	ECSE	EHS	ECSE	EHS	ECSE	EHS	ECSE	EHS	ECSE	EHS	ECSE	EHS	ECSE	EHS	ECSE	EHS	ECSE	EHS	ECSE	EHS	ECSE	EHS	ECSE	EHS	ECSE	EHS	ECSE	EHS	ECSE	EHS	ECSE	EHS	ECSE	EHS	ECSE	EHS	ECSE	EHS	ECSE	EHS	ECSE	EHS	ECSE	EHS	ECSE	EHS	ECSE	EHS	ECSE	EHS	ECSE	EHS	ECSE	EHS	ECSE	EHS	ECSE	EHS	ECSE	EHS	ECSE	EHS	ECSE	EHS	ECSE	EHS	ECSE	EHS	ECSE	EHS	ECSE	EHS	ECSE	EHS	ECSE	EHS	ECSE	EHS	ECSE	EHS	ECSE	EHS	ECSE	EHS	ECSE	EHS	ECSE	EHS	ECSE	EHS	ECSE	EHS	ECSE	EHS	ECSE	EHS	ECSE	EHS	ECSE	EHS	ECSE	EHS	ECSE	EHS	ECSE	EHS	ECSE	EHS	ECSE	EHS	ECSE	EHS	ECSE	EHS	ECSE	EHS	ECSE	EHS	ECSE	EHS	ECSE</

Screenings Reported by CFC/CPS/DCFS and Agencies Represented / FY2020 Q2

Agency Type	Total Screened	Screenings of Children involved with DCFS										# of Children Ages 0 to 3 Referred to										# of Children Ages 3 to 5 Referred to										Sub-Totals	
		Ages (in Months)						Not Referred	Total Referred	In Intact Family Services	Children of Teen Wards	In Foster Care	LEA EI	LEA (ECSE)	EHS	PI (center-based)	Child Care Program	HV	Other Services	Multiple Services	Rescreening	LEA (ECSE)	PFA	HS	Child Care Program	HV	Other Services	Multiple Services	Rescreening	Ages 0-35 mos.	Ages 36-61+ mos.		
		0-11	12-23	24-35	36-47	48-60	61+																										
HS/EHS	74	15	17	36	4	2	0	35	39	0	0	0	14	3	0	0	0	0	0	0	16	0	6	0	0	0	0	0	0	0	68	6	
HV	92	19	38	31	4	0	0	0	92	0	0	1	12	2	0	0	0	5	10	0	62	0	1	0	0	0	0	0	0	0	88	4	
LEA	308	22	53	71	106	53	3	152	156	0	0	0	10	14	0	0	0	0	4	0	0	15	95	0	1	0	7	0	10	146	162		
PAT	27	6	10	10	1	0	0	4	23	0	0	0	7	0	0	0	0	21	0	6	0	0	0	0	0	0	0	0	0	26	1		
CFC #06 Child & Family Connections, Clearbrook, 1835 W Central Rd, Arlington Heights, IL 60005 - Jason Tietz																																	
LEA	520	11	14	58	235	191	11	166	354	1	0	2	15	8	0	0	0	0	3	0	3	103	160	0	0	5	40	2	17	83	437		
CFC #07 Child & Family Connections, Suburban Access, Inc, One Westbrook Corporate Ctr, Ste 640, Westchester, IL 60154 - Jo Ann Alferink																																	
CFC	5	0	3	2	0	0	0	0	5	0	0	0	3	0	0	0	0	3	0	0	0	0	0	0	0	0	0	0	0	5	0		
HV	5	0	3	2	0	0	0	0	5	0	0	0	3	0	0	0	0	3	0	0	0	0	0	0	0	0	0	0	0	5	0		
LEA	37	0	0	1	18	18	0	0	37	0	0	0	0	1	0	0	0	0	0	0	0	9	25	0	0	0	2	0	0	1	36		
CFC #08 Child & Family Connections, Easter Seals of Metropolitan Chicago, 9455 S Hoyne Ave, Chicago, IL 60643 - Marlene Stroube																																	
LEA	0	0	0	0	0	0	0	0	0	0	0	0	0	0	0	0	0	0	0	0	0	0	0	0	0	0	0	0	0	0	0		
CFC #12 Child & Family Connections, Easter Seals of Metropolitan Chicago, 17300 S Ozark Ave - North Bldg, Tinley Park, IL 60477 - Peter Byrne																																	
HV	20	5	8	7	0	0	0	9	11	0	0	0	0	0	0	0	0	11	0	0	0	0	0	0	0	0	0	0	0	20	0		
LEA	432	11	18	24	171	161	47	312	120	0	0	1	1	1	0	0	0	20	0	0	0	23	49	0	0	0	11	5	18	53	379		
CFC #13 Child & Family Connections, Regional Office of Education #26, 130 S Lafayette St, Ste 200, Macomb, IL 61455 - Chuck Farr																																	
LEA	15	0	0	0	14	1	0	0	15	0	0	0	0	0	0	0	0	0	0	0	1	14	0	0	0	0	0	0	0	0	15		
PI	29	10	10	8	1	0	0	26	3	1	0	1	1	0	0	0	0	0	0	0	0	2	0	0	0	0	0	0	0	28	1		
CFC #14 Child & Family Connections, 3000 W Rohmann Ave, , West Peoria, IL 61604 - Michelle Harr																																	
CC	5	1	1	1	2	0	0	5	0	0	0	0	0	0	0	0	0	0	0	0	0	0	0	0	0	0	0	0	0	3	2		
HS/EHS	23	6	9	4	3	1	0	19	4	0	0	0	0	0	0	0	0	0	0	0	0	0	0	0	0	0	0	0	0	19	4		
HV	13	4	5	2	2	0	0	13	0	0	0	0	0	0	0	0	0	0	0	0	0	0	0	0	0	0	0	0	0	11	2		
LEA	260	8	5	41	118	73	15	72	188	3	0	24	0	2	0	20	0	0	2	0	7	36	73	0	0	0	36	1	14	54	206		
MFP	8	0	0	0	3	5	0	6	2	0	0	0	0	0	0	0	0	0	0	0	0	0	0	0	0	1	0	1	0	8			
CFC #15 Child & Family Connections, Services of Will, Grundy, & Kankakee Counties, Inc., 2300 Glenwood Ave, Joliet, IL 60435 - Rachel Cimino																																	
CC	77	0	0	0	28	46	3	60	17	0	0	0	0	0	0	0	0	0	0	0	0	0	0	0	0	1	0	16	0	77			
EI	24	2	9	10	3	0	0	22	2	0	0	0	1	0	0	0	0	0	0	0	0	0	0	0	0	1	0	0	21	3			
HS/EHS	49	0	0	0	31	18	0	40	9	0	0	0	0	0	0	0	0	0	0	0	0	0	0	0	0	0	0	9	0	49			

Screenings Reported by CFC/CPS/DCFS and Agencies Represented / FY2020 Q2

Agency Type	Total Screened	Ages (in Months)							Not Referred	Total Referred	Screenings of Children involved with DCFS			# of Children Ages 0 to 3 Referred to										# of Children Ages 3 to 5 Referred to								Sub-Totals	
		0-11	12-23	24-35	36-47	48-60	61+	In Intact Family Services			Children of Teen Wards	In Foster Care	EI	LEA (ECSE)	EHS	PI (center-based)	Child Care Program	HV	Other Services	Multiple Services	Rescreening	LEA (ECSE)	PFA	HS	Child Care Program	HV	Other Services	Multiple Services	Rescreening	Ages 0-35 mos.	Ages 36-61+ mos.		
HV	164	43	68	53	0	0	0	142	22	0	0	1	22	0	0	0	0	0	0	0	0	0	0	0	0	0	0	0	164	0			
LEA	858	2	3	53	383	390	27	406	452	0	0	1	2	2	0	0	0	1	0	0	0	119	221	1	19	0	25	2	60	58	800		
CFC #16 Child & Family Connections, 201 W Springfield Ave, Ste 508 & 509, , Champaign, IL 61820 - Chris Johnson																																	
EI	11	5	3	3	0	0	0	5	6	0	0	0	6	0	0	0	0	0	0	0	0	0	0	0	0	0	0	0	11	0			
FCM	358	107	116	67	27	41	0	354	4	0	0	0	4	0	0	0	0	0	0	0	0	0	0	0	0	0	0	0	290	68			
HFI	0	0	0	0	0	0	0	0	0	0	0	0	0	0	0	0	0	0	0	0	0	0	0	0	0	0	0	0	0	0			
LEA	8	0	0	1	5	2	0	0	8	2	0	1	0	0	0	0	0	0	0	0	1	0	6	0	0	0	1	0	1	7			
WIC	358	107	116	67	27	41	0	354	4	0	0	0	4	0	0	0	0	0	0	0	0	0	0	0	0	0	0	0	290	68			
CFC #17 Child & Family Connections, ROE of Adams/Pike Counties, 510 Maine St, Ste 615, Quincy, IL 62301 - Kara Hoffman																																	
HS/EHS	28	0	0	3	11	11	3	26	2	0	0	0	0	0	0	0	0	0	0	0	0	0	0	0	0	0	0	2	3	25			
HV	66	9	26	28	3	0	0	66	0	0	0	0	0	0	0	0	0	0	0	0	0	0	0	0	0	0	0	63	3				
LEA	241	0	0	13	88	97	24	200	41	6	0	2	0	0	0	0	0	0	0	0	3	3	0	0	0	0	0	35	13	209			
CFC #19 Child & Family Connections, Macon Co. Community Mental Health Board, 132 S Water St, Ste 604, Decatur, IL 62523 - Amy Farmer																																	
HS/EHS	76	26	26	24	0	0	0	73	3	3	0	11	3	0	0	0	0	0	0	0	0	0	0	0	0	0	0	0	76	0			
LEA	118	0	0	0	89	24	5	1	117	0	0	0	0	0	0	0	0	0	0	0	33	81	3	0	0	23	24	0	0	118			
CFC #20 Child & Family Connections, Community Support Systems, 1901 S 4th St, Ste 209, Effingham, IL 62401 - Rita Wahl																																	
CC	23	7	10	5	1	0	0	19	4	0	0	2	4	0	0	0	0	0	0	0	0	0	0	0	0	0	0	0	22	1			
LEA	10	0	0	0	5	4	1	0	10	0	0	0	0	0	0	0	0	0	0	0	5	5	0	0	0	0	0	0	0	10			
CFC #21 Child & Family Connections, Regional Office of Education #13, 4 Eagle Center, Ste 4, O'Fallon, IL 62269 - Terri Kampwerth																																	
HV	78	22	27	29	0	0	0	50	21	8	0	3	13	0	0	0	0	1	1	0	11	0	0	0	0	0	0	0	78	0			
LEA	275	14	25	48	107	75	6	92	183	0	0	7	13	3	0	0	0	2	0	0	3	23	137	13	2	0	7	23	7	87	188		
PI	39	7	7	11	8	6	0	19	20	0	0	0	3	1	0	0	0	1	0	0	1	1	13	0	0	0	0	0	25	14			
WIC	575	160	154	107	82	68	0	571	4	0	0	0	4	0	0	0	0	0	0	0	0	0	0	0	0	0	0	0	421	150			
CFC #22 Child & Family Connections, Regional Office of Education #13, 660 W Noleman St, Centralia, IL 62801 - Nicole Van Hise																																	
HS/EHS	17	0	0	0	9	7	1	17	0	0	0	7	0	0	0	0	0	0	0	0	0	0	0	0	0	0	0	0	0	17			
HV	70	20	20	20	10	0	0	58	12	0	0	0	4	0	0	0	0	8	0	0	0	0	0	0	0	0	0	0	60	10			
LEA	23	0	0	2	15	5	1	0	23	0	0	0	0	0	0	0	0	0	0	0	1	23	0	0	0	0	1	0	2	21			

Screenings Reported by CFC/CPS/DCFS and Agencies Represented / FY2020 Q2

Agency Type	Total Screened	Screenings of Children involved with DCFS										# of Children Ages 0 to 3 Referred to								# of Children Ages 3 to 5 Referred to								Sub-Totals				
		Ages (in Months)						Not Referred	Total Referred	In Intact Family Services	Children of Teen Wards	In Foster Care	LEA EI	(ECSE)	PI (center-based)	Child Care Program	HV	Other Services	Multiple Services	Rescreening	LEA (ECSE)	PFA	HS	Child Care Program	HV	Other Services	Multiple Services	Rescreening	Ages 0-35 mos.	Ages 36-61+ mos.		
		0-11	12-23	24-35	36-47	48-60	61+																									
CFC #23	Child & Family Connections, Wabash & Ohio Valley Special Education Dist., 800 S Division St, Norris City, IL 62869 - Charity Heifner																															
CFC	39	14	18	24	2	0	0	37	12	0	0	0	9	0	0	0	0	0	0	0	8	0	0	0	0	0	0	0	0	56	2	
HS/EHS	154	17	11	11	58	57	0	149	5	0	0	0	0	0	0	0	0	2	0	0	0	0	0	2	0	0	2	0	0	39	115	
LEA	87	0	0	3	60	24	0	0	87	0	0	0	3	0	0	0	0	1	0	0	0	0	83	0	0	0	38	9	5	3	84	
WIC	28	24	4	0	0	0	0	22	6	0	0	0	1	0	0	0	0	0	0	0	5	0	0	0	0	0	0	0	0	28	0	
CFC #24	Child & Family Connections, Archway, Inc., 2751 W Main, PO Box 1180, Carbondale, IL 62901-1180 - Lindsay Baskin																															
CFC	14	0	0	6	3	4	1	14	0	0	0	0	0	0	0	0	0	0	0	0	0	0	0	0	0	0	0	0	0	6	8	
EI	14	0	0	6	3	4	1	14	0	0	0	0	0	0	0	0	0	0	0	0	0	0	0	0	0	0	0	0	0	6	8	
HS/EHS	53	0	0	0	32	19	2	51	2	0	0	1	0	0	0	0	0	0	0	0	0	0	0	0	0	0	0	0	0	0	53	
HV	103	28	26	33	9	7	0	94	9	0	0	0	0	0	0	0	9	0	0	0	0	0	0	0	0	0	0	0	0	87	16	
LEA	60	3	2	9	30	15	1	1	59	0	0	0	0	1	0	0	5	5	2	7	6	1	45	0	0	0	3	2	3	14	46	
CFC #25	Child & Family Connections, Options & Advocacy for McHenry Co., 365 Millennium Dr, Ste A, Crystal Lake, IL 60012 - Susan Beckman																															
CC	214	12	24	38	50	90	0	201	13	0	0	1	3	0	0	0	0	0	0	0	0	10	0	0	0	0	0	0	0	74	140	
CFC	178	47	56	71	2	2	0	9	169	0	0	0	167	0	0	0	0	0	2	0	0	0	0	0	0	0	0	0	0	174	4	
LEA	170	0	0	21	87	58	4	26	144	0	0	1	0	6	0	0	0	0	0	0	0	40	90	0	0	2	7	5	2	21	149	
Chicago Public Schools, Office of Diverse Learner Supports & Services, 42 W Madison St, 2nd Floor, Chicago, IL 60602 - Dr. Stephanie Jones																																
LEA	1225	40	116	230	336	330	173	774	451	0	0	8	48	0	0	0	0	0	0	0	72	155	0	0	0	0	0	0	0	176	386	839

Screenings Reported by CFC/CPS/DCFS and Screening Tools Utilized / FY2020 Q2

Screening Tool	Total Screened	Ages (in Months)							Not Referred	Total Referred	Screenings of Children involved with DCFS			# of Children Ages 0 to 3 Referred to										# of Children Ages 3 to 5 Referred to							
		0-11	12-23	24-35	36-47	48-60	61+	In Intact Family Services			Children of Teen Wards	In Foster Care	EI	LEA (ECSE)	EHS	PI (center-based)	Child Care Program	HV	Other Services	Multiple Services	Rescreening	LEA (ECSE)	PFA	HS	Child Care Program	Other HV	Services	Multiple Services	Rescreening		
CFC #01	Child & Family Connections, Youth Services Network, Inc., 107 North 3rd Street, Rockford, IL 61107 - Dee Dee Lowery																														
ASQ-3	1029	74	110	129	407	272	37	650	379	6	0	22	2	0	0	10	0	25	0	0	12	24	267	23	9	0	31	144	139		
ASQ:SE	723	31	56	74	325	207	30	487	236	5	0	15	2	0	0	0	0	7	0	0	0	6	227	23	9	0	0	144	125		
ASQ:SE-2	18	5	9	4	0	0	0	0	18	0	0	0	0	0	0	0	0	18	0	0	0	0	0	0	0	0	0	0	0		
BRIG	2	0	0	0	1	1	0	0	2	0	0	0	0	0	0	0	0	0	0	0	0	0	1	0	0	0	0	0	1		
DIAL	2	0	0	0	1	1	0	0	2	0	0	0	0	0	0	0	0	0	0	0	0	0	1	0	0	0	0	0	1		
DIAL-3	8	0	0	3	5	0	0	0	8	0	0	0	0	0	0	0	0	0	0	0	3	0	5	0	0	0	0	0	0		
DIAL-4	191	9	7	11	95	61	8	86	105	2	0	1	0	0	0	10	0	0	5	0	1	23	54	0	0	0	6	4	10		
ESI	44	5	9	5	16	8	1	25	19	0	0	5	0	0	0	0	0	0	0	0	11	0	0	0	0	0	0	0	8		
ESI-R	712	30	51	69	325	207	30	483	229	5	0	15	2	0	0	0	0	0	0	0	0	6	227	23	9	0	0	144	125		
PLS	10	0	0	0	8	1	1	2	8	0	0	0	0	0	0	0	0	0	0	0	0	7	1	0	0	0	0	0	0		
PLS-4	3	0	0	0	1	2	0	3	0	0	0	0	0	0	0	0	0	0	0	0	0	0	0	0	0	0	0	0	0		
PQ	4	0	0	2	1	1	0	1	3	0	0	0	0	0	0	0	0	0	2	0	0	1	0	0	0	0	0	0	0		
Speed DIAL-4	44	0	0	0	27	16	1	2	42	0	0	2	0	0	0	0	0	0	0	0	0	10	1	0	0	0	31	0	0		
CFC #02	Child & Family Connections, Lake County Health Department, 3010 Grand Ave, 2nd Floor, Waukegan, IL 60085 - Donna Musser																														
ASQ-3	366	91	130	130	9	5	1	313	53	0	0	2	40	4	1	1	0	5	4	0	0	9	0	0	0	0	0	0	0		
ASQ:SE	21	0	0	0	10	11	0	4	17	0	0	0	0	0	0	0	0	0	0	0	0	3	6	0	3	0	3	0	2		
DIAL	26	0	0	0	13	13	0	5	21	0	0	0	0	0	0	0	0	0	0	0	0	7	6	0	3	0	3	0	2		
DIAL-4	166	0	0	11	80	62	13	55	111	0	0	0	0	4	0	0	0	0	0	0	0	46	54	25	0	0	34	19	2		
CFC #03	Child & Family Connections, Regional Office of Education for Carroll, Jo Daviess, & Stephenson Co., 27 S State Ave, Ste 101, Freeport, IL 61032 - Angela Hodges																														
ASQ	599	334	121	71	32	41	0	582	17	0	0	0	2	0	0	0	0	0	0	0	0	0	0	0	0	0	0	0	0		
ASQ-3	110	17	20	15	27	31	0	106	4	0	0	1	0	0	0	0	0	0	0	0	0	1	0	0	0	0	0	0	3		
ASQ:SE	27	8	11	7	1	0	0	25	2	0	0	0	2	0	0	0	0	0	0	0	0	0	0	0	0	0	0	0	0		
ASQ:SE-2	21	8	5	5	3	0	0	21	0	0	0	0	0	0	0	0	0	0	0	0	0	0	0	0	0	0	0	0	0		
BRIG	81	9	15	10	19	28	0	78	3	0	0	1	0	0	0	0	0	0	0	0	0	0	0	0	0	0	0	0	3		
BRIG-3	119	0	0	1	40	69	9	108	11	0	0	0	0	0	0	0	0	0	0	0	0	1	0	0	0	0	0	0	10		
DIAL-4	46	3	1	8	18	13	3	21	25	0	0	0	0	0	0	0	0	0	0	0	0	4	21	0	0	0	1	1	0		
Hearing	81	9	15	10	19	28	0	78	3	0	0	1	0	0	0	0	0	0	0	0	0	0	0	0	0	0	0	0	3		
MCHAT	33	26	1	5	1	0	0	33	0	0	0	0	0	0	0	0	0	0	0	0	0	0	0	0	0	0	0	0	0		
Play-Based	10	0	0	0	6	4	0	0	10	0	0	0	0	0	0	0	0	0	0	0	0	0	6	4	0	0	0	0	0		

Screenings Reported by CFC/CPS/DCFS and Screening Tools Utilized / FY2020 Q2

Screening Tool	Total Screened	Screenings of Children involved with DCFS											# of Children Ages 0 to 3 Referred to										# of Children Ages 3 to 5 Referred to								
		Ages (in Months)							Not Referred	Total Referred	In Intact Family Services	Children of Teen Wards	In Foster Care	LEA EI	(ECSE)	EHS	PI (center-based)	Child Care Program	HV	Other Services	Multiple Services	Rescreening	LEA (ECSE)	PFA	HS	Child Care Program	Other HV	Services	Multiple Services	Rescreening	
		0-11	12-23	24-35	36-47	48-60	61+																								
CFC #04	Child & Family Connections, DayOne PACT, 1551 E Fabyan Pkwy, Geneva, IL 60134 - Ellana Mavromatis																														
ASQ	33	0	0	0	22	8	3	3	30	0	0	0	0	0	0	0	0	0	0	0	0	0	13	11	0	0	0	1	0	5	
ASQ-3	1052	127	141	155	393	232	4	651	401	0	0	3	69	0	0	0	0	0	2	0	15	129	164	0	0	0	0	46	68		
ASQ:SE	138	18	24	29	44	20	3	84	54	0	0	1	3	0	0	0	0	0	0	0	0	13	23	0	0	0	0	0	15		
ASQ:SE-2	427	55	74	72	142	84	0	229	198	0	0	0	27	0	0	0	0	0	2	0	15	67	75	0	0	0	0	46	58		
BAT	7	0	0	0	5	2	0	0	7	0	0	0	0	0	0	0	0	0	0	0	0	0	6	0	0	0	1	0	0		
BRIG-3	199	0	0	0	125	74	0	57	142	0	0	0	0	0	0	0	0	0	0	0	0	63	72	0	0	0	0	46	53		
DIAL	5	0	0	0	2	3	0	5	0	0	0	0	0	0	0	0	0	0	0	0	0	0	0	0	0	0	0	0	0		
DIAL-4	246	39	17	18	107	63	2	184	62	0	0	0	13	0	0	0	0	0	0	0	0	49	0	0	0	0	0	0	0		
Play-Based	26	0	0	0	17	6	3	3	23	0	0	0	0	0	0	0	0	0	0	0	0	13	5	0	0	0	0	0	5		
PLS-5	26	0	0	0	16	10	0	14	12	0	0	0	0	0	0	0	0	0	0	0	0	4	3	0	0	0	0	0	5		
Speed DIAL-4	89	0	0	0	58	31	0	6	83	0	0	0	0	0	0	0	0	0	0	0	0	0	54	0	0	0	27	0	2		
CFC #05	Child & Family Connections, DayOne PACT, 750 Warrenville Rd, Ste 300, Lisle, IL 60532 - Marianne McGuire																														
ASQ	23	0	0	0	12	11	0	7	16	0	0	0	0	0	0	0	0	0	0	0	0	1	15	0	0	0	0	0	0		
ASQ-3	484	69	129	172	58	56	0	245	239	0	0	1	60	19	0	0	0	26	12	6	78	16	25	0	0	0	2	0	6		
ASQ:SE	151	28	63	56	3	0	1	115	36	0	0	0	17	0	0	0	0	21	0	6	0	0	3	0	0	0	0	0	0		
ASQ:SE-2	158	32	46	63	12	5	0	36	122	0	0	1	26	8	0	0	0	5	10	0	60	4	6	0	0	0	1	0	2		
DIAL	18	0	0	2	8	6	2	1	17	0	0	0	0	0	0	0	0	2	0	0	1	14	0	0	0	0	0	0			
DIAL-4	48	0	0	1	32	15	0	16	32	0	0	0	0	0	0	0	0	0	0	0	5	24	0	1	0	0	0	2			
Play-Based	3	0	0	1	2	0	0	2	1	0	0	0	0	0	0	0	0	0	0	0	0	1	0	0	0	0	0	0	0		
Speed DIAL-4	48	0	0	3	32	13	0	7	41	0	0	0	0	0	0	0	0	0	0	0	0	34	0	0	0	5	0	2			
CFC #06	Child & Family Connections, Clearbrook, 1835 W Central Rd, Arlington Heights, IL 60005 - Jason Tietz																														
ASQ	37	0	0	4	23	8	2	17	20	0	0	0	0	0	0	0	0	0	1	0	0	6	11	0	0	0	3	1	0		
ASQ-2	32	0	0	0	15	17	0	20	12	0	0	0	0	0	0	0	0	0	0	0	0	0	0	0	0	0	6	0	6		
ASQ-3	253	11	11	35	110	81	5	98	155	0	0	1	10	0	0	0	0	0	2	0	0	47	70	0	0	5	22	1	0		
ASQ:SE	8	0	0	1	3	4	0	3	5	0	0	0	0	0	0	0	0	0	0	0	0	5	0	0	0	0	0	0	0		
ASQ:SE-2	149	11	11	22	63	39	3	65	84	0	0	1	5	0	0	0	0	0	2	0	0	0	53	0	0	5	19	0	0		
BAT	142	11	11	22	57	38	3	59	83	0	0	0	5	0	0	0	0	0	2	0	0	0	53	0	0	5	18	0	0		
DIAL	46	0	3	19	10	14	0	22	24	0	0	0	5	7	0	0	0	0	0	0	3	6	0	0	0	0	0	0	3		
DIAL-4	105	0	0	2	49	49	5	18	87	1	0	1	0	1	0	0	0	0	1	0	0	42	34	0	0	0	5	1	3		
ESI	48	0	0	1	24	23	0	26	22	0	0	0	0	0	0	0	0	0	0	0	0	8	0	0	0	0	6	0	8		
Play-Based	7	0	0	0	3	4	0	0	7	0	0	0	0	0	0	0	0	0	0	0	0	7	0	0	0	0	0	0	0		

Screenings Reported by CFC/CPS/DCFS and Screening Tools Utilized / FY2020 Q2

Screening Tool	Total Screened	Ages (in Months)							Not Referred	Total Referred	Screenings of Children involved with DCFS			# of Children Ages 0 to 3 Referred to										# of Children Ages 3 to 5 Referred to							
		0-11	12-23	24-35	36-47	48-60	61+	In Intact Family Services			Children of Teen Wards	In Foster Care	EI	LEA (ECSE)	EHS	PI (center-based)	Child Care Program	HV	Other Services	Multiple Services	Rescreening	LEA (ECSE)	PFA	HS	Child Care Program	Other HV	Services	Multiple Services	Rescreening		
Speed DIAL-4	95	0	0	1	56	37	1	6	89	0	0	0	0	0	0	0	0	0	0	0	10	66	0	0	0	10	0	3			
TPBA	7	0	0	0	6	1	0	6	1	0	0	1	0	0	0	0	0	0	0	0	0	0	0	0	1	0	0				
CFC #07 Child & Family Connections, Suburban Access, Inc, One Westbrook Corporate Ctr, Ste 640, Westchester, IL 60154 - Jo Ann Alferink																															
ASQ	5	0	3	2	0	0	0	0	5	0	0	0	3	0	0	0	0	3	0	0	0	0	0	0	0	0	0	0			
BRIG	1	0	0	1	0	0	0	0	1	0	0	0	0	1	0	0	0	0	0	0	0	0	0	0	0	0	0	0			
DIAL-4	36	0	0	0	18	18	0	0	36	0	0	0	0	0	0	0	0	0	0	0	9	25	0	0	0	2	0	0			
CFC #12 Child & Family Connections, Easter Seals of Metropolitan Chicago, 17300 S Ozark Ave - North Bldg, Tinley Park, IL 60477 - Peter Byrne																															
ASQ	19	2	1	5	7	4	0	1	18	0	0	0	0	0	0	0	8	0	0	0	2	8	0	0	0	0	0	0			
ASQ-3	51	9	17	13	7	5	0	28	23	0	0	0	1	1	0	0	0	12	0	0	0	7	0	0	0	0	1	3			
ASQ:SE	40	9	17	13	1	0	0	25	15	0	0	0	1	1	0	0	0	12	0	0	0	1	0	0	0	0	0	0			
ASQ:SE-2	19	2	1	5	7	4	0	1	18	0	0	0	0	0	0	0	8	0	0	0	2	8	0	0	0	0	0	0			
DIAL	14	0	0	0	11	3	0	6	8	0	0	0	0	0	0	0	0	0	0	0	6	2	0	0	0	0	0	0			
DIAL-4	379	4	9	12	153	154	47	296	83	0	0	1	1	1	0	0	0	1	0	0	0	15	39	0	0	0	11	5	18		
CFC #13 Child & Family Connections, Regional Office of Education #26, 130 S Lafayette St, Ste 200, Macomb, IL 61455 - Chuck Farr																															
ASQ	29	10	10	8	1	0	0	26	3	1	0	1	1	0	0	0	0	0	0	0	0	2	0	0	0	0	0	0			
ASQ:SE	29	10	10	8	1	0	0	26	3	1	0	1	1	0	0	0	0	0	0	0	0	2	0	0	0	0	0	0			
DIAL-4	7	0	0	0	7	0	0	0	7	0	0	0	0	0	0	0	0	0	0	0	0	7	0	0	0	0	0	0			
Speed DIAL-4	8	0	0	0	7	1	0	0	8	0	0	0	0	0	0	0	0	0	0	0	1	7	0	0	0	0	0	0			
CFC #14 Child & Family Connections, 3000 W Rohmann Ave. , West Peoria, IL 61604 - Michelle Harr																															
ASQ	56	17	18	12	4	5	0	49	7	0	0	3	0	0	0	0	0	1	0	0	0	0	0	0	0	1	0	1			
ASQ-3	10	1	1	1	5	2	0	9	1	0	0	0	0	0	0	0	0	0	0	0	1	0	0	0	0	0	0	0			
ASQ:SE-2	19	6	9	4	0	0	0	15	4	0	0	0	0	0	0	0	0	0	0	0	0	0	0	0	0	0	0	0			
BRIG	21	8	5	7	1	0	0	20	1	0	0	3	0	0	0	0	0	1	0	0	0	0	0	0	0	0	0	0			
BRIG-3	194	0	0	32	96	58	8	38	156	3	0	21	0	1	0	20	0	0	1	0	7	27	56	0	0	0	32	1	13		
DIAL-4	23	0	0	2	7	11	3	14	9	0	0	0	0	1	0	0	0	0	0	0	1	8	0	0	0	0	0	0			
ESI-R	23	0	0	0	17	5	1	4	19	0	0	0	0	0	0	0	0	0	0	0	8	9	0	0	0	1	0	1			
Hearing	21	8	5	7	1	0	0	20	1	0	0	3	0	0	0	0	0	1	0	0	0	0	0	0	0	0	0	0			
PLS-4	8	0	0	0	3	5	0	6	2	0	0	0	0	0	0	0	0	0	0	0	0	0	0	0	1	0	1				
SESI	3	0	0	0	0	0	3	0	3	0	0	0	0	0	0	0	0	0	0	0	0	0	0	0	3	0	0	0			

Screenings Reported by CFC/CPS/DCFS and Screening Tools Utilized / FY2020 Q2

Screening Tool	Total Screened	Screenings of Children involved with DCFS											# of Children Ages 0 to 3 Referred to								# of Children Ages 3 to 5 Referred to									
		Ages (in Months)							Not Referred	Total Referred	In Intact Family Services	Children of Teen Wards	In Foster Care	LEA EI	(ECSE)	EHS	PI (center-based)	Child Care Program	HV	Other Services	Multiple Services	Rescreening	LEA (ECSE)	PFA	HS	Child Care Program	HV	Other Services	Multiple Services	Rescreening
		0-11	12-23	24-35	36-47	48-60	61+																							
CFC #15	Child & Family Connections, Services of Will, Grundy, & Kankakee Counties, Inc., 2300 Glenwood Ave, Joliet, IL 60435 - Rachel Cimino																													
ASQ	48	2	12	12	19	3	0	25	23	0	0	0	3	0	0	0	0	0	0	0	0	0	5	14	0	0	0	1	0	0
ASQ-3	202	43	68	53	16	20	2	166	36	0	0	1	22	0	0	0	0	0	0	0	0	0	0	0	0	0	1	0	13	
ASQ:SE	526	0	0	5	222	278	21	401	125	0	0	0	0	0	0	0	1	0	0	0	0	12	23	0	0	0	24	2	63	
ASQ:SE-2	60	15	25	20	0	0	0	55	5	0	0	1	5	0	0	0	0	0	0	0	0	0	0	0	0	0	0	0	0	
BRIG	426	0	0	6	178	222	20	340	86	0	0	0	0	0	0	0	1	0	0	0	0	12	30	0	0	0	24	2	17	
DIAL	49	0	3	2	30	13	1	3	46	0	0	0	2	0	0	0	0	0	0	0	0	11	14	0	19	0	0	0	0	
DIAL-4	360	2	0	45	167	140	6	74	286	0	0	1	0	2	0	0	0	0	0	0	0	96	177	1	0	0	1	0	9	
CFC #16	Child & Family Connections, 201 W Springfield Ave, Ste 508 & 509, , Champaign, IL 61820 - Chris Johnson																													
ASQ-3	377	112	119	71	32	43	0	359	18	2	0	1	10	0	0	0	0	0	0	0	1	0	6	0	0	0	1	0	0	
ASQ:SE	358	107	116	67	27	41	0	354	4	0	0	0	4	0	0	0	0	0	0	0	0	0	0	0	0	0	0	0	0	
BRIG	6	0	0	1	4	1	0	0	6	2	0	0	0	0	0	0	0	0	0	1	0	4	0	0	0	1	0	0		
DIAL-4	2	0	0	0	1	1	0	0	2	0	0	1	0	0	0	0	0	0	0	0	0	2	0	0	0	0	0	0	0	
CFC #17	Child & Family Connections, ROE of Adams/Pike Counties, 510 Maine St, Ste 615, Quincy, IL 62301 - Kara Hoffman																													
ASQ-3	66	9	26	28	3	0	0	66	0	0	0	0	0	0	0	0	0	0	0	0	0	0	0	0	0	0	0	0	0	
ASQ:SE	66	9	26	28	3	0	0	66	0	0	0	0	0	0	0	0	0	0	0	0	0	0	0	0	0	0	0	0	0	
DIAL	269	0	0	16	99	108	27	226	43	6	0	2	0	0	0	0	0	0	0	3	3	0	0	0	0	0	0	0	37	
CFC #19	Child & Family Connections, Macon Co. Community Mental Health Board, 132 S Water St, Ste 604, Decatur, IL 62523 - Amy Farmer																													
ASQ	76	26	26	24	0	0	0	73	3	3	0	11	3	0	0	0	0	0	0	0	0	0	0	0	0	0	0	0	0	
ASQ:SE	76	26	26	24	0	0	0	73	3	3	0	11	3	0	0	0	0	0	0	0	0	0	0	0	0	0	0	0	0	
BRIG	118	0	0	0	89	24	5	1	117	0	0	0	0	0	0	0	0	0	0	0	33	81	3	0	0	23	24	0		
HELP	76	26	26	24	0	0	0	73	3	3	0	11	3	0	0	0	0	0	0	0	0	0	0	0	0	0	0	0	0	
CFC #20	Child & Family Connections, Community Support Systems, 1901 S 4th St, Ste 209, Effingham, IL 62401 - Rita Wahl																													
ASQ-3	23	7	10	5	1	0	0	19	4	0	0	2	4	0	0	0	0	0	0	0	0	0	0	0	0	0	0	0	0	
BRIG	7	0	0	0	4	2	1	0	7	0	0	0	0	0	0	0	0	0	0	0	2	5	0	0	0	0	0	0		
DAYC-2	3	0	0	0	1	2	0	0	3	0	0	0	0	0	0	0	0	0	0	0	3	0	0	0	0	0	0	0		
CFC #21	Child & Family Connections, Regional Office of Education #13, 4 Eagle Center, Ste 4, O'Fallon, IL 62269 - Terri Kampwerth																													
ASQ	6	0	1	1	2	2	0	3	3	0	0	0	0	0	0	0	0	0	0	0	0	0	0	0	0	3	0	0		
ASQ-3	778	196	204	171	115	88	0	701	70	8	0	6	30	2	0	0	0	2	1	0	12	6	26	0	0	0	0	0	0	
ASQ:SE	100	22	28	32	10	8	0	53	40	8	0	3	13	1	0	0	0	2	1	0	11	1	13	0	0	0	3	0	0	

Screenings Reported by CFC/CPS/DCFS and Screening Tools Utilized / FY2020 Q2

Screening Tool	Total Screened	Ages (in Months)							Not Referred	Total Referred	Screenings of Children involved with DCFS			# of Children Ages 0 to 3 Referred to										# of Children Ages 3 to 5 Referred to							
		0-11	12-23	24-35	36-47	48-60	61+	In Intact Family Services			Children of Teen Wards	In Foster Care	EI	LEA (ECSE)	EHS	PI (center-based)	Child Care Program	HV	Other Services	Multiple Services	Rescreening	LEA (ECSE)	PFA	HS	Child Care Program	HV	Other Services	Multiple Services	Rescreening		
ASQ:SE-2	82	8	15	24	22	13	0	60	22	0	0	2	7	1	0	0	0	0	0	0	1	5	12	0	0	0	0	0	0		
BRIG	2	0	0	0	1	1	0	0	2	0	0	0	0	0	0	0	0	0	0	0	1	1	0	0	0	0	0	0			
DIAL-4	170	8	14	24	62	56	6	67	103	0	0	4	7	1	0	0	0	1	0	0	2	17	72	0	0	0	6	3	3		
ESP	42	0	0	5	27	10	0	0	42	0	0	1	0	1	0	0	0	0	0	0	3	38	13	2	0	1	20	4			
PLS-5	1	0	0	0	0	1	0	0	1	0	0	0	0	0	0	0	0	0	0	0	1	0	0	0	0	0	0	0			
CFC #22 Child & Family Connections, Regional Office of Education #13, 660 W Noleman St, Centralia, IL 62801 - Nicole Van Hise																															
ASQ	11	5	5	1	0	0	0	3	8	0	0	0	0	0	0	0	0	8	0	0	0	0	0	0	0	0	0	0	0		
ASQ-3	59	15	15	19	10	0	0	55	4	0	0	0	4	0	0	0	0	0	0	0	0	0	0	0	0	0	0	0			
BRIG	21	0	0	0	11	9	1	17	4	0	0	7	0	0	0	0	0	0	0	0	0	4	0	0	0	0	0	0			
BRIG-3	19	0	0	2	13	3	1	0	19	0	0	0	0	0	0	0	0	0	0	0	1	19	0	0	0	0	1	0			
CFC #23 Child & Family Connections, Wabash & Ohio Valley Special Education Dist., 800 S Division St, Norris City, IL 62869 - Charity Heifner																															
ASQ	182	41	15	11	58	57	0	171	11	0	0	0	1	0	0	0	0	0	2	0	5	0	0	2	0	0	2	0	0		
ASQ-3	39	14	18	24	2	0	0	37	12	0	0	0	9	0	0	0	0	0	0	8	0	0	0	0	0	0	0	0			
DIAL-4	241	17	11	14	118	81	0	149	92	0	0	0	3	0	0	0	0	0	3	0	0	83	2	0	0	40	9	5			
Speed DIAL-4	154	17	11	11	58	57	0	149	5	0	0	0	0	0	0	0	0	2	0	0	0	0	0	2	0	0	2	0	0		
CFC #24 Child & Family Connections, Archway, Inc., 2751 W Main, PO Box 1180, Carbondale, IL 62901-1180 - Lindsay Baskin																															
ASQ	103	28	26	33	9	7	0	94	9	0	0	0	0	0	0	0	0	9	0	0	0	0	0	0	0	0	0	0	0		
ASQ-3	18	3	2	5	6	2	0	1	17	0	0	0	0	0	0	5	5	2	7	6	0	5	0	0	0	3	2	3			
ASQ:SE-2	18	3	2	5	6	2	0	1	17	0	0	0	0	0	0	5	5	2	7	6	0	5	0	0	0	3	2	3			
BRIG	187	21	26	35	64	38	3	134	53	0	0	1	0	1	0	0	0	9	0	0	0	1	40	0	0	0	0	0	0		
BRIG-3	14	0	0	6	3	4	1	14	0	0	0	0	0	0	0	0	0	0	0	0	0	0	0	0	0	0	0	0			
Hearing	83	15	24	30	8	6	0	83	0	0	0	0	0	0	0	0	0	0	0	0	0	0	0	0	0	0	0	0			
CFC #25 Child & Family Connections, Options & Advocacy for McHenry Co., 365 Millennium Dr, Ste A, Crystal Lake, IL 60012 - Susan Beckman																															
ASQ	204	46	53	68	18	19	0	9	195	0	0	0	167	0	0	0	0	0	0	0	10	9	0	0	2	7	0	0			
ASQ-3	289	12	27	46	90	114	0	204	85	0	0	1	2	0	0	0	0	0	2	0	24	60	0	0	0	0	5	0			
ASQ:SE	138	9	10	47	34	38	0	97	41	0	0	0	1	0	0	0	0	0	0	18	22	0	0	0	0	0	0	0			
ASQ:SE-2	49	0	0	0	31	18	0	1	48	0	0	0	0	0	0	0	0	0	0	4	47	0	0	0	0	5	0				
CIP	14	0	0	2	10	2	0	1	13	0	0	0	0	0	0	0	0	0	0	5	8	0	0	0	0	0	0	0			
DIAL-4	41	0	0	8	19	10	4	9	32	0	0	1	0	6	0	0	0	0	0	11	13	0	0	0	0	0	0	2			
ESP	21	0	0	0	12	9	0	7	14	0	0	0	0	0	0	0	0	0	0	5	0	0	0	2	7	0	0				

Screenings Reported by CFC/CPS/DCFS and Screening Tools Utilized / FY2020 Q2

Screening Tool	Total Screened	Ages (in Months)							Not Referred	Total Referred	Screenings of Children involved with DCFS			# of Children Ages 0 to 3 Referred to								# of Children Ages 3 to 5 Referred to							
		0-11	12-23	24-35	36-47	48-60	61+	In Intact Family Services			Children of Teen Wards	In Foster Care	EI	LEA (ECSE)	EHS	PI (center-based)	Child Care Program	HV	Other Services	Multiple Services	Rescreening	LEA (ECSE)	PFA	HS	Child Care Program	HV	Other Services	Multiple Services	Rescreening
PRO-3	21	0	0	0	12	9	0	7	14	0	0	0	0	0	0	0	0	0	0	0	5	0	0	0	2	7	0	0	
Chicago Public Schools, Office of Diverse Learner Supports & Services, 42 W Madison St, 2nd Floor, Chicago, IL 60602 - Dr. Stephanie Jones																													
ASQ	1225	40	116	230	336	330	173	774	451	0	0	8	48	0	0	0	0	0	0	0	72	155	0	0	0	0	0	0	176
ESI-P	1225	40	116	230	336	330	173	774	451	0	0	8	48	0	0	0	0	0	0	0	72	155	0	0	0	0	0	0	176
ESI-R	1225	40	116	230	336	330	173	774	451	0	0	8	48	0	0	0	0	0	0	0	72	155	0	0	0	0	0	0	176