

TO: Kristina Doan, ISBE
Ann Freiburg, IDHS
Colleen Cunningham, IDHS
Jennifer Grissom, IDHS
All CFC Managers
Andria Goss, Cook County DCFS
Davette Clark-Johnson, CPS
Kelsey Badger, Erikson Institute's DCFS Intact Program
Allison Lowe-Fotos, Ounce of Prevention Fund
Carmen Garcia, Ounce of Prevention Fund
Karen Berman, Ounce of Prevention Fund
Kayla Goldfarb, Ounce of Prevention Fund

DATE: January 19, 2022

RE: FY 2022 Q1 Developmental Screening Report

Enclosed within are Child Find developmental screening reports and maps reflecting the number of children reported as screened from July 1, 2021 through September 30, 2021 throughout the State of Illinois. Please note that IDHS County Health Department (CHD) data is *not* included. When available, it will be located at <http://www.dhs.state.il.us/page.aspx?item=33422>. We hope to reintegrate this data going forward.

TABLE OF CONTENTS

Narrative	2
Sample Form	4
Directions for Completing Form	5
Data Mappings	8
Screenings Reported by ZIP Code	14
Screenings Reported by Month	24
Screenings Reported by Agencies Represented	28
Screenings Reported by Screening Tool Utilized	30

This report, as well as reports reflecting prior years, is made publicly available on our website at <https://www.childfind-idea-il.us/Screening.aspx>. If you have any questions or concerns about the enclosed information, please feel free to reach out via the contact form on our website at <https://www.childfind-idea-il.us/Contact.aspx> or call (800) 851-6197, option 2.

Best Regards,



Denise Stricklin
Child Find Project Coordinator

Child Find Project Data Collection Mappings

Background

Since 1998, the Illinois State Board of Education (ISBE) has operated the Child Find Project (Child Find), funded through Individuals with Disabilities Education Act Part B, Preschool Discretionary funds to develop and disseminate public awareness materials to Local Education Agencies (LEAs), Special Education Cooperatives, and the Child and Family Connections (CFC) offices.

The Child Find Project, managed by a single Program Coordinator, collects data on the number and location of developmental screenings taking place across Illinois for children between 0 to 5 years of age. A developmental screening is the use of screening tools to track the development of young children across multiple domains. Child Find receives:

- Data from the 25 CFC sites across Illinois. CFCs are the system point of entry for Early Intervention under the Illinois Department of Human Services (IDHS), and are required to report data to Child Find. CFCs receive data from local school districts, with the exception of Chicago Public School (CPS) District #299, where data is reported directly to Child Find.
- Quarterly data on screenings from all health departments reporting to IDHS, which is obtained from the Cornerstone data entry system (Cornerstone).
- Department of Children and Family Services (DCFS) Cook County for children birth to five who are in care. These screenings are conducted by Erikson Institute (Erikson) /DCFS Early Childhood developmental specialists or by the DCFS Integrated Assessment program.
- Monthly data from Erikson/ DCFS Early Childhood Intact Program for Cook, Northern, Central and Southern regions. Erikson/DCFS Early Childhood developmental specialists administer developmental screenings to children ages birth through three entering the foster care system in Cook County and coordinates assessments statewide. The data is not separated by zip codes but reported by the four DCFS regions.

Through the support of the Early Learning Council, the *0-5 Child Find Screening Data Collection Form* (Data Collection Form) used by reporting entities was updated in 2016 in an effort to gather improved information on referral counts, screening tools used, type of reporting program/entity and the type of referral. Among these improvements, a new field was added to include the zip code of locations performing developmental screenings. The inclusion of this field allows for the mapping of portrays where screenings occur, identify potential gaps in reporting and referrals and make the data useful for stakeholders.

Mappings

Child Find has partnered with the Illinois Early Childhood Asset Map (IECAM) to display, through geo-mapping, where developmental screenings are occurring as reported on the Data Collection Form. Developed in 2006, IECAM is funded by ISBE and the IDHS to provide information on existing services, the demographics of young children and their families, and state resources that serve young children. Child Find provides quarterly reports to IECAM which in turn provides mappings on 0-5 Child Find Screenings:

- Total Screened by CFC region
- Total Referred by CFC region

- Total Screened by Zip Code
- Total Referred by Zip Code

Limitations and exclusions

There is no data system to support unduplicated, disaggregated child level data collection, but the addition of the zip code field draws a broader picture of screenings occurring in the state. Even with the stated improvements to the Data Collection Form, limitations remain:

- Reporting to CFCs is voluntary and reporting entities include: school districts, Local Education Agencies (LEAs), Special Education Cooperatives, Regional Offices of Education, child care providers, Head Start/Early Head Start, Home Visiting programs, Early Intervention providers, health departments, health care providers, DCFS, IDHS Family Case Management, multi-funded programs, and Women, Infants and Children.
- CFCs 8, 9, 10 and 11 serve the City of Chicago but do not conduct screening events – Chicago Public Schools (CPS) #299 coordinates all screenings in these regions. It is up to CPS to report the screenings conducted, and data is not broken down by CFC region or even zip code.
- Reporting entities submit data manually through paper forms. CFCs vary greatly in the frequency and method of reporting data to Child find: Some CFCs email forms to the Project Coordinator as forms are received and other CFCs collect forms throughout a quarter before submitting them all at once via US Mail or fax.
- Delayed reporting from entities to CFCs impacts the timeliness of data to Child Find. CFCs do not all report information to Child Find in regular intervals.
- Data collection is time consuming and complex for both reporting entities and CFCs. Data is often inconsistent and unreliable because not all relevant fields are completed and mathematical miscalculations are recorded in fields. As of May 1, 2018, Child Find is piloting an electronic data collection system with two CFCs. This system would notify reporting entities when a mistake has been entered, prompting a correction before data submission is allowed.
- IDHS does not report data on developmental screenings by zip code. Rather, quarterly Cornerstone data is reported to Child Find in an aggregate format. This constitutes a significant sector of data that cannot be mapped.
- The data is not available in real-time but delayed by at least one quarter.
- The zip code on the Data Collection Form refers to where the screening occurred, not necessarily the home zip code of the children receiving the screening.

Even with limitations, the mappings make the data transparent and provides utility for stakeholders as a quality improvement process. As state agencies, programs, and communities continue to employ developmental screenings as a tool to support children's development and school readiness, these mappings visually display areas in the state that might be underreporting screenings and need additional supports to increase screenings and referrals. Further, the wide dissemination of the mappings raise awareness of Child Find which may lead to better reporting by both entities and CFCs. Additional fields were added to the Data Collection Form beyond the zip code and future mappings are possible in the future.

0-5 CHILD FIND SCREENING DATA COLLECTION FORM

Please refer to the directions when completing this form.

SECTION I: IDENTIFYING INFORMATION

Current Date: _____	Month/Year of Screenings: _____	CFC Submitting Form: _____
Name of Screening Agency: _____		
Type of Program/Entity ¹ : _____	Zip Code of Locations of Screenings: _____	
Screening Tool(s) used: _____		
Contact Person's Name: _____	Phone Number: _____	
Email Address: _____		

If the screening was part of a shared screening event, please check the following box: ☐

SECTION II: SCREENING INFORMATION

Report Totals								
Total Children Screened	Age 0-11 months	Age 12-23 months	Age 24-35 months	Age 36-47 months	Age 48-60 months	Age 61+ months	Not Referred	Total Referred

Screenings of Children involved with DCFS		
# of Children in Intact Family Services Screened	# of Children of Teen Wards Screened	# of Children in Foster Care Screened

SECTION III: SCREENING RESULTS – REFERRAL COUNTS²

Report Totals for Children Ages 0 – 35 Months								
# Referred to EI	# Referred to LEA (ECSE)	# Referred to EHS	# Referred to PI (center-based)	# Referred to Child Care Program	# Referred to HV	# Referred to Other Services	# Referred to Multiple Services	# Referred for Rescreening

Report Totals for Children Ages 36 – 60 Months							
# Referred to LEA (ECSE)	# Referred to PFA	# Referred to HS	# Referred to Child Care Program	# Referred to HV	# Referred to Other Services	# Referred to Multiple Services	# Referred for Rescreening

Please fax or email completed form(s) by _____ (insert timeframe) to your local Child and Family Connections (CFC) office at the following contact information: _____.

You may find your local CFC office by going to the Illinois Department of Human Services office locator at www.dhs.state.il.us. If you have questions regarding this form, please contact the Child Find Project at 1-800-851-6197.

¹ Child Care Provider (CC), Head Start/Early Head Start (HS/EHS), Home Visiting (HV), Multi-Funded Program (MFP), Child and Family Connections (CFC), School District or Local Education Agency (LEA), Early Intervention (EI) Provider, Health Department (HD), Health Care Provider (HC), Women, Infants and Children (WIC), Illinois Department of Children and Family Services (DCFS) or Family Case Management (FCM).

² The following are abbreviations used in SECTION III: EI = Early Intervention; EHS = Early Head Start; PI = Prevention Initiative; HV = Home Visiting; PFA = Preschool for All; and HS = Head Start.

**DIRECTIONS FOR COMPLETING
0-5 CHILD FIND SCREENING, REPORTING AND DATA COLLECTION FORM**

The Illinois State Board of Education (ISBE) operates the Child Find Project (the “Project”). The Project is funded through IDEA Part B, Preschool Discretionary funds to develop and disseminate public awareness materials to Local Education Agencies (LEAs), Special Education Cooperatives, and the Child and Family Connections (CFC) offices. One activity of the Project is to collect data on the number and location of developmental screenings taking place across the State of Illinois for children between 0 and 5 years of age. The purpose of the 0-5 Child Find Screening, Reporting and Data Collection Form (the “Form”) is the collection of said data by the Project. If your program administers developmental screenings, you should report screening data to the Project using the Form. This applies to developmental screenings only and not to other types of screenings, such as those for vision or hearing. Agencies are required to complete each section of the Form.

The following are certain definitions that may be useful when completing the Form:

Health Department – A certified public health department of a county or the City of Chicago that strives to meet the public health needs of its jurisdiction.

Health Care Provider – A primary care physician, clinic, etc.

Home Visiting – A voluntary program serving pregnant women and children up to the age of 5 that promotes positive parenting practices and builds healthy parent-child relationships, which makes them an essential strategy for reducing child abuse and neglect, improving health outcomes for mothers and children, and increasing school readiness. Home visiting services use evidence-based, intensive, outcome-driven models that promote parent-child attachment; provide developmental screening, monitoring, and referrals; and provide linkages to community resources and services. Additional information pertaining to home visiting in Illinois can be found at <http://www.igrowillinois.org/>.

Multi-Funded Program – A program receiving separate funds from two or more program funding streams that are integrated or blended in order to pay for total program expenditures.

SECTION I: IDENTIFYING INFORMATION

This information allows the tracking of locations of screenings that occur, what programs or entities are involved in screenings, at what frequency screenings occur in a particular area, and who participates in screening activities.

Current Date – Insert the date the screening form is completed.

Month/Year of Screening – For cumulative reporting, insert the month and year the screenings took place.

CFC Submitting Form – CFCs should insert their CFC #, if a CFC is submitting a completed form.

Name of Screening Agency – Insert the name of the agency or provider undertaking the screening. Please note that such an agency or provider may include, but is not limited to, the following: Child Care Provider (CC); Head Start/Early Head Start (HS/EHS); Home Visiting (HV); Multi-Funded Program (MFP); Child and Family Connections (CFC); School District or Local Education Agency (LEA); Early Intervention (EI) Provider; Health Department (HD); Health Care Provider (HC); Women, Infants and

Children (WIC); Illinois Department of Children and Family Services (DCFS); or Family Case Management (FCM).

This information is gathered for data collection purposes only. If the screening is a joint effort between two or more CFCs or two or more school districts, indicate all CFCs and school districts involved in the joint effort, in order to show the area in which screenings are taking place. If a joint screening takes place with a CFC and a school district, the screenings will be attributed to the CFC or school district based on the ages of the children screened. Separate reports may be submitted if easier on reporting entities.

Type of Program/Entity – Insert the type of program or entity that describes the Screening Agency. Options include the following: Child Care Provider (CC); Head Start/Early Head Start (HS/EHS); Home Visiting (HV); Multi-Funded Program (MFP); Child and Family Connections (CFC); School District or Local Education Agency (LEA); Early Intervention (EI) Provider; Health Department (HD); Health Care Provider (HC); Women, Infants and Children (WIC); Illinois Department of Children and Family Services (DCFS); or Family Case Management (FCM).

Zip Code of the Locations of Screenings – Identify the zip code of the location of the screening event. One form should be submitted per event, as such, only one zip code should be entered here.

Screening Tool – Identify name of Developmental Screening tool(s) administered (e.g., ASQ3, ASQ-SE, DIAL, Brigance, other) by listing all that apply on the Form. Do not include other screenings performed such as Vision, Hearing, etc.

Contact Person (Name, Phone Number and Email Address) – Insert the name, telephone number and email address of the individual in charge of the screening session.

Name of Agency – List agency(ies) or individual provider(s) conducting the screening activity(ies), if screening event is community-wide or a joint-effort.

SECTION II: SCREENING INFORMATION

This information allows the tracking of the number of children screened and their age at the time of screening. Please note that the data for Section II refers to the total number of children screened (and is not separated out by zip codes as in Section I above).

Total Children Screened – Total number of children screened during event of cumulative monthly report.

Age 0-61+ Months – In the appropriate box, indicate the number of children by age who were screened.

Not Referred – Children who were screened but no referral was needed.

Total Referred – Children who were screened and a referral was needed.

The “Total Children Screened” count in Section II of the Form should equal the number of children referred *plus* the number of children not referred.

For purposes of the Form, a **Referral** occurs when a provider completes a screening and provides

information on how to connect families to a service provider that can meet the child and family's needs as indicated on the screening. Guidance on *referring families* may be found at the websites for (i) ExceleRate Illinois (including, the following link: <http://www.excelerateillinoisproviders.com/docman/resources/91-three-steps-to-screening/file>) and (ii) U.S. Department of Health and Family Services—Office of Administration for Children and Families for *Birth to 5: Watch Me Thrive!* (including, the following link: https://www.acf.hhs.gov/sites/default/files/ece/ece_providers_guide_march2014.pdf)

For purposes of data related to the screenings of children involved with DCFS (which is collected in the second table in Section II), please note the following:

of Children in Intact Family Services Screened – refers to the number of children screened who are involved with DCFS but are not in DCFS protective custody and are residing with their families as part of DCFS's Intact Families program.

of Children of Teen Wards Screened – refers to the number of children screened whose parents are wards of DCFS.

of Children in Foster Care Screened – refers to the number of children screened who are in DCFS care and residing with a foster family.

SECTION III: SCREENING RESULTS – REFERRAL COUNTS

The information submitted here allows the tracking of referrals made for children ages 0-35 months and 36-50 months.

Indicate the number of children referred for further evaluation in the appropriate referral count box identified. If a referral type is not listed, please indicate the name of the agency(ies) receiving referral(s) and the number of children involved. Please note that the numbers used in Section III will overlap and will not always match-up to the number used in the category of "Total Referred" in Section II above.

Referred to Other Services – Indicate the number of children referred to community based programs/agencies (i.e., speech, hearing, vision).

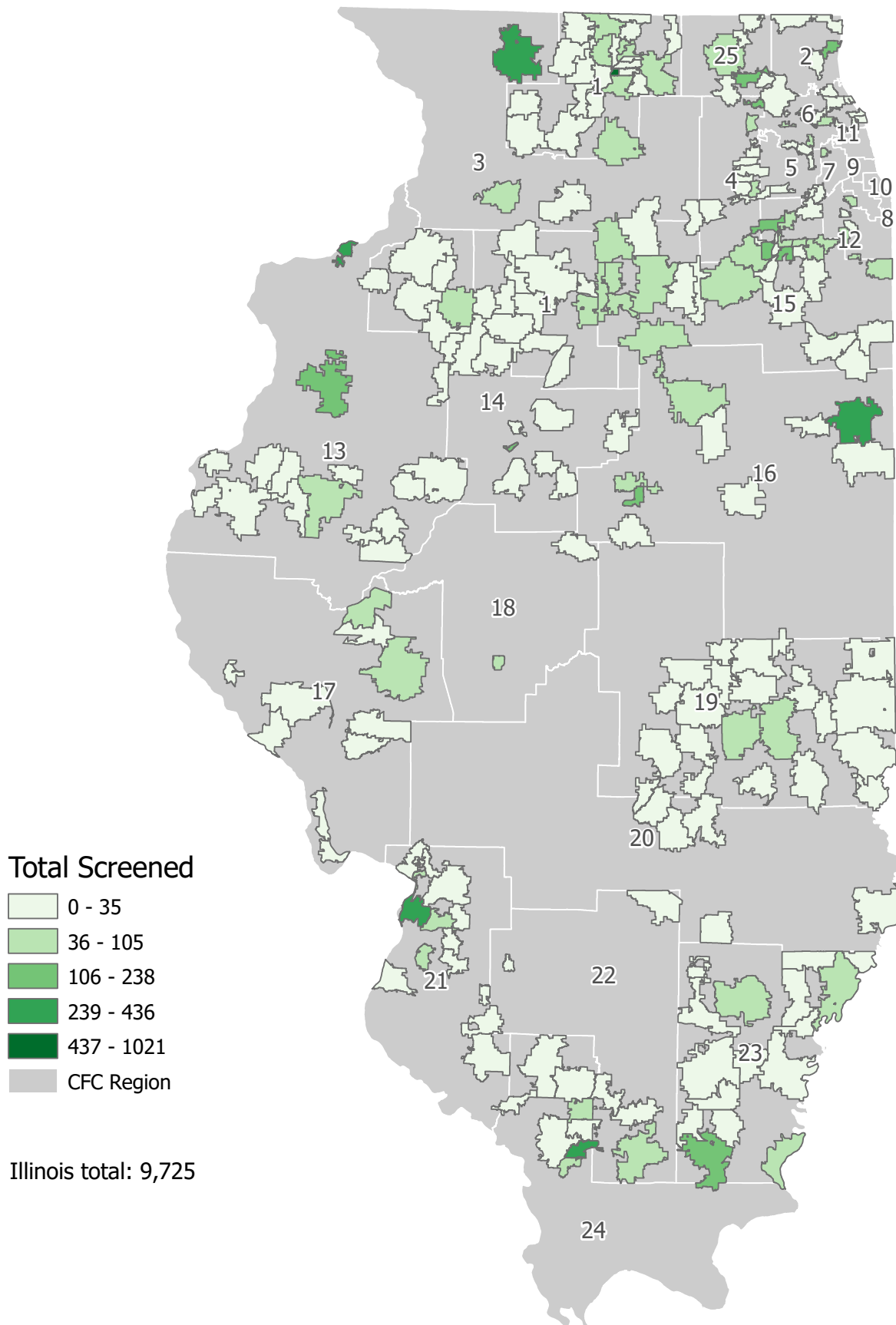
Referred for Rescreening – Indicate the number of children who did not score a concern on the screening, but are determined to benefit from a repeat screening at a later date (due to parent report of functioning variance, unable to screen, other concerns screener may have, etc.).

Referred to Multiple Services – If more than one of the other categories in this Section III has been checked, then also check "Referred for Multiple Services". *Please note that some children may be referred to multiple services and we want to know how many children present like that.*

Please **fax or email** completed reports to the local Child and Family Connections (CFC) office, attention Local Interagency Council (LIC) Coordinator. The LIC Coordinator is responsible for collecting all 0-5 Screening Collection forms relating to screening activities for children 0-5 years of age occurring in the service area. These reports are forwarded monthly to the State's Child Find Project Coordinator for statewide analysis and data compilation.

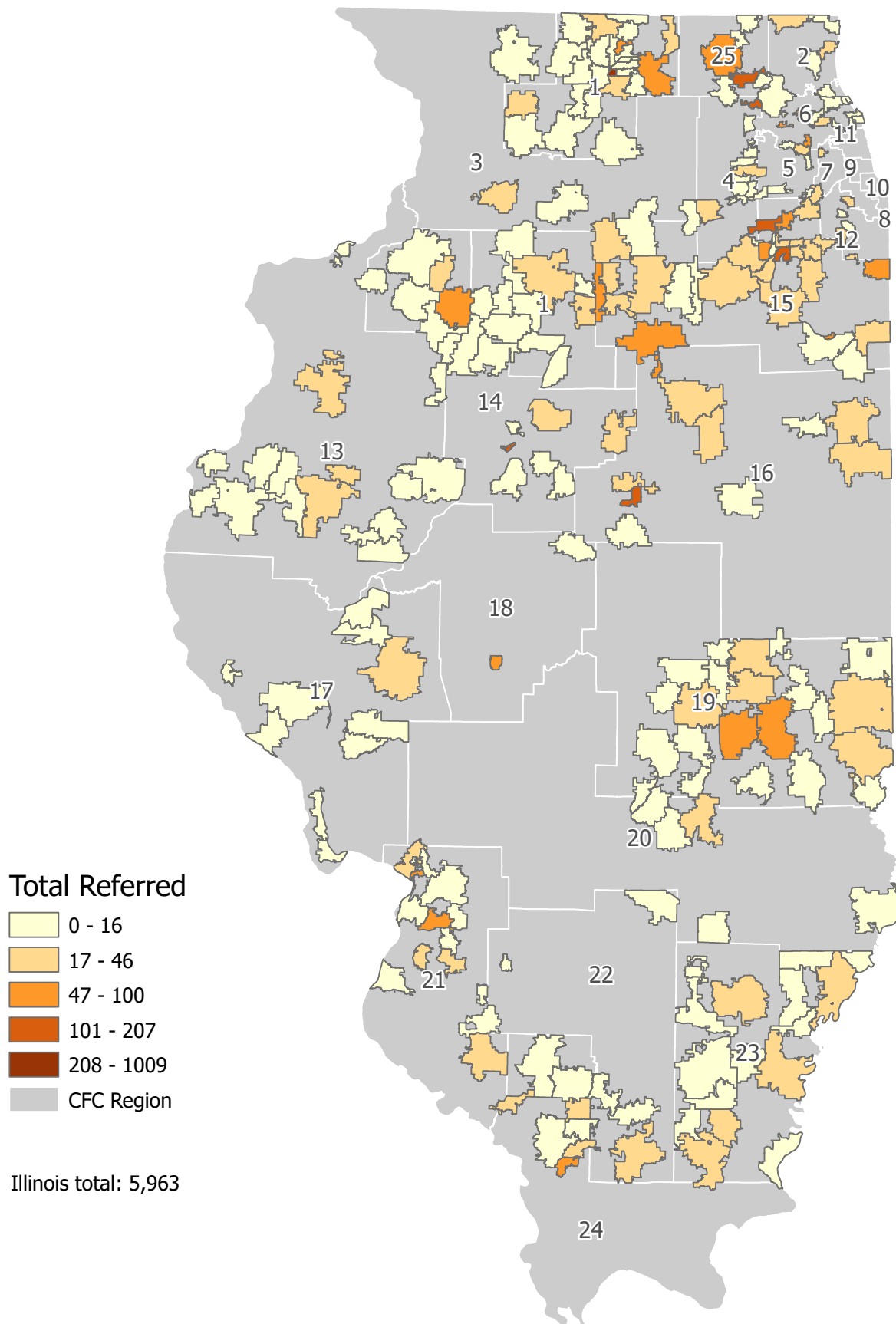
Child Find Screening FY2022, Q1

Total children birth to 5 years old screened, zip code



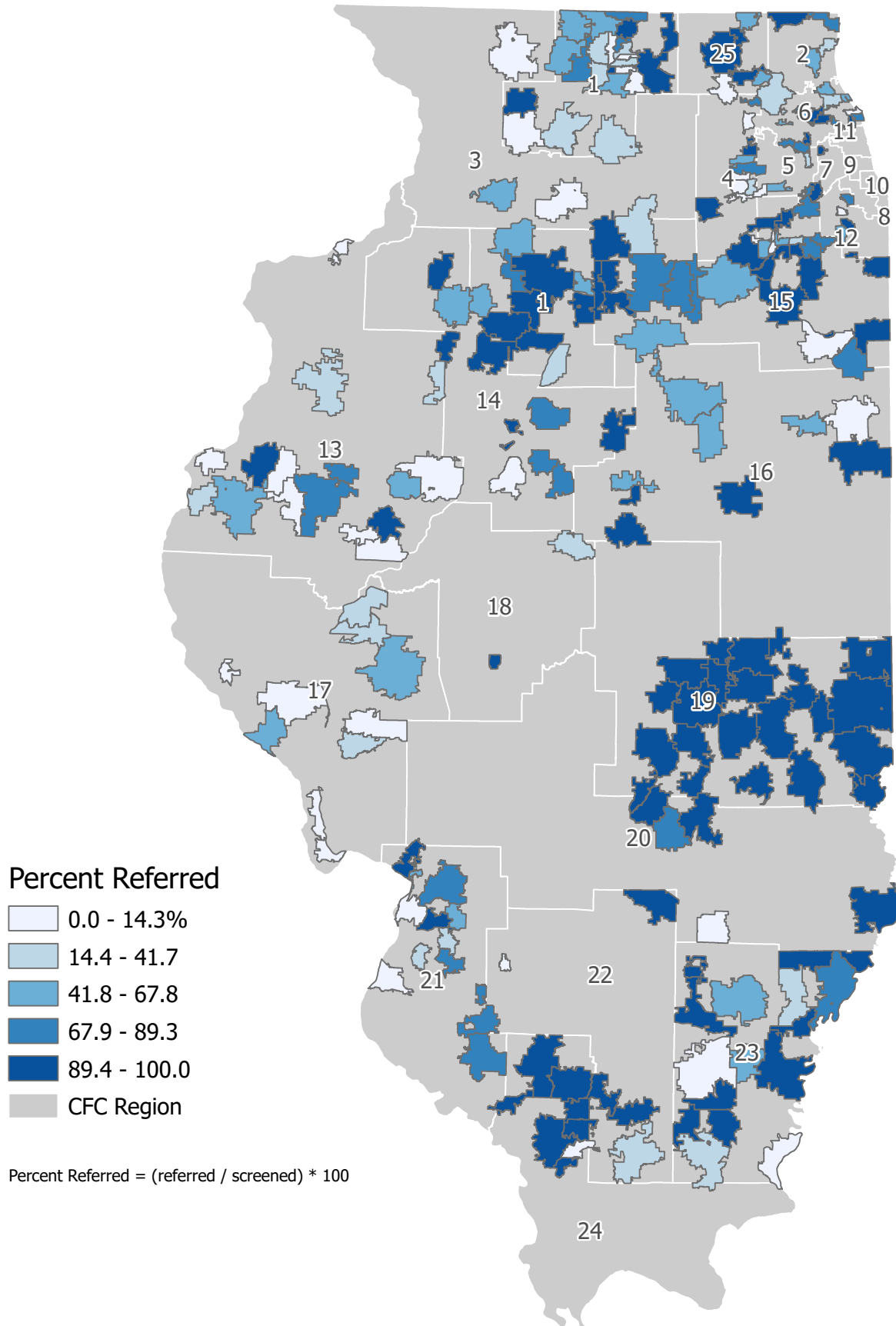
Child Find Screening FY2022, Q1

Total children birth to 5 years old referred, zip code



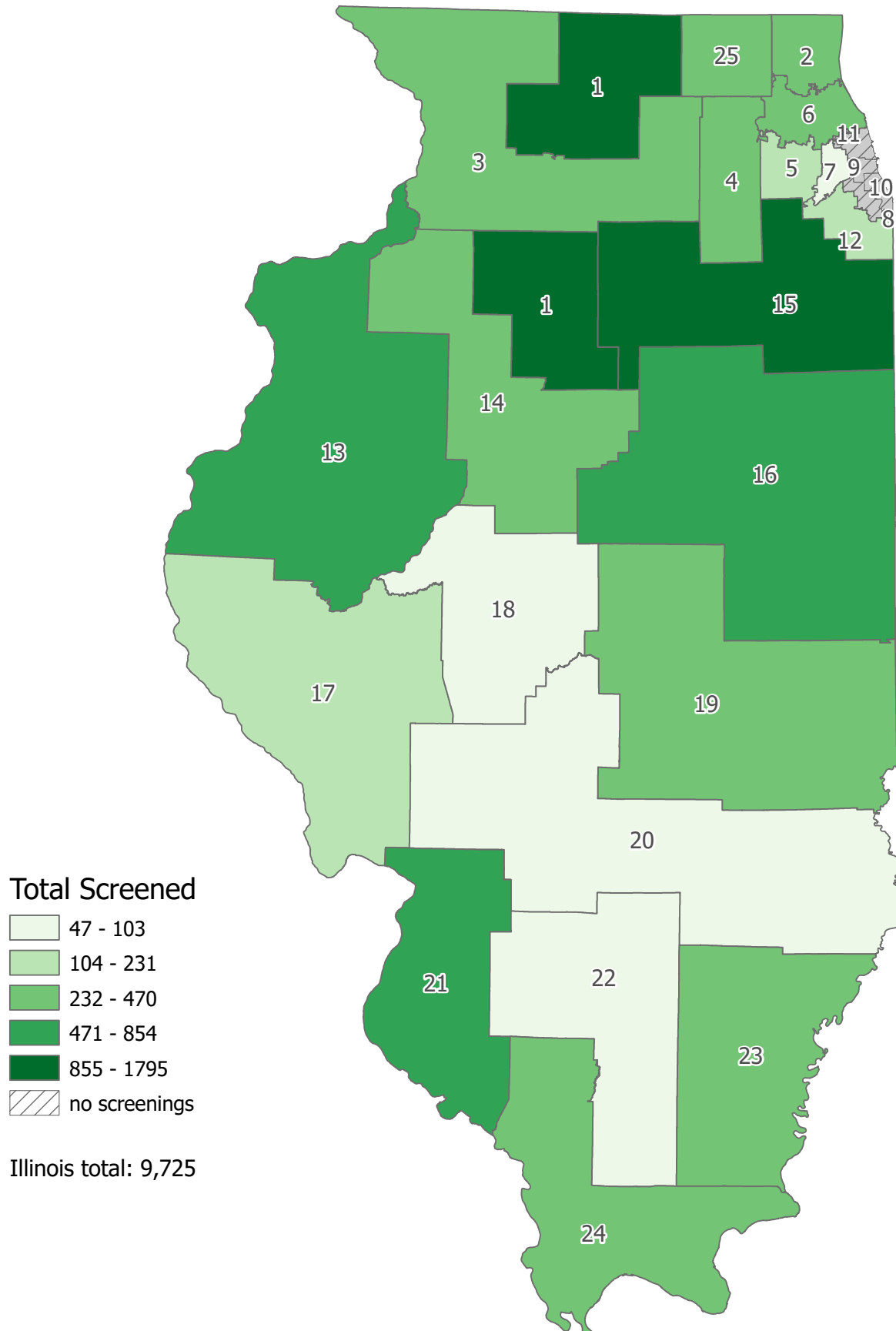
Child Find Screening FY2022, Q1

Percent children referred, zip code



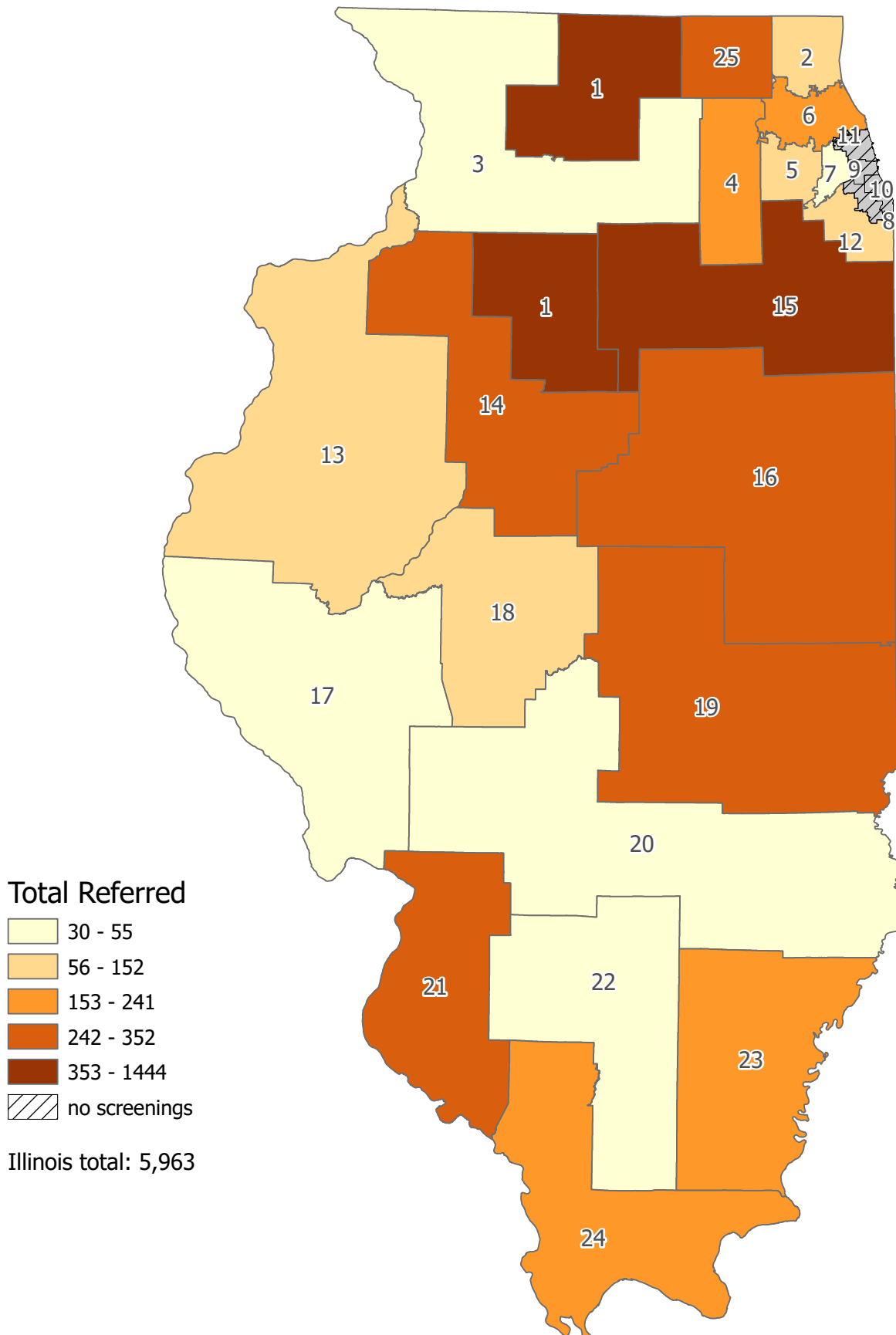
Child Find Screening FY2022, Q1

Total children birth to 5 screened, CFC region



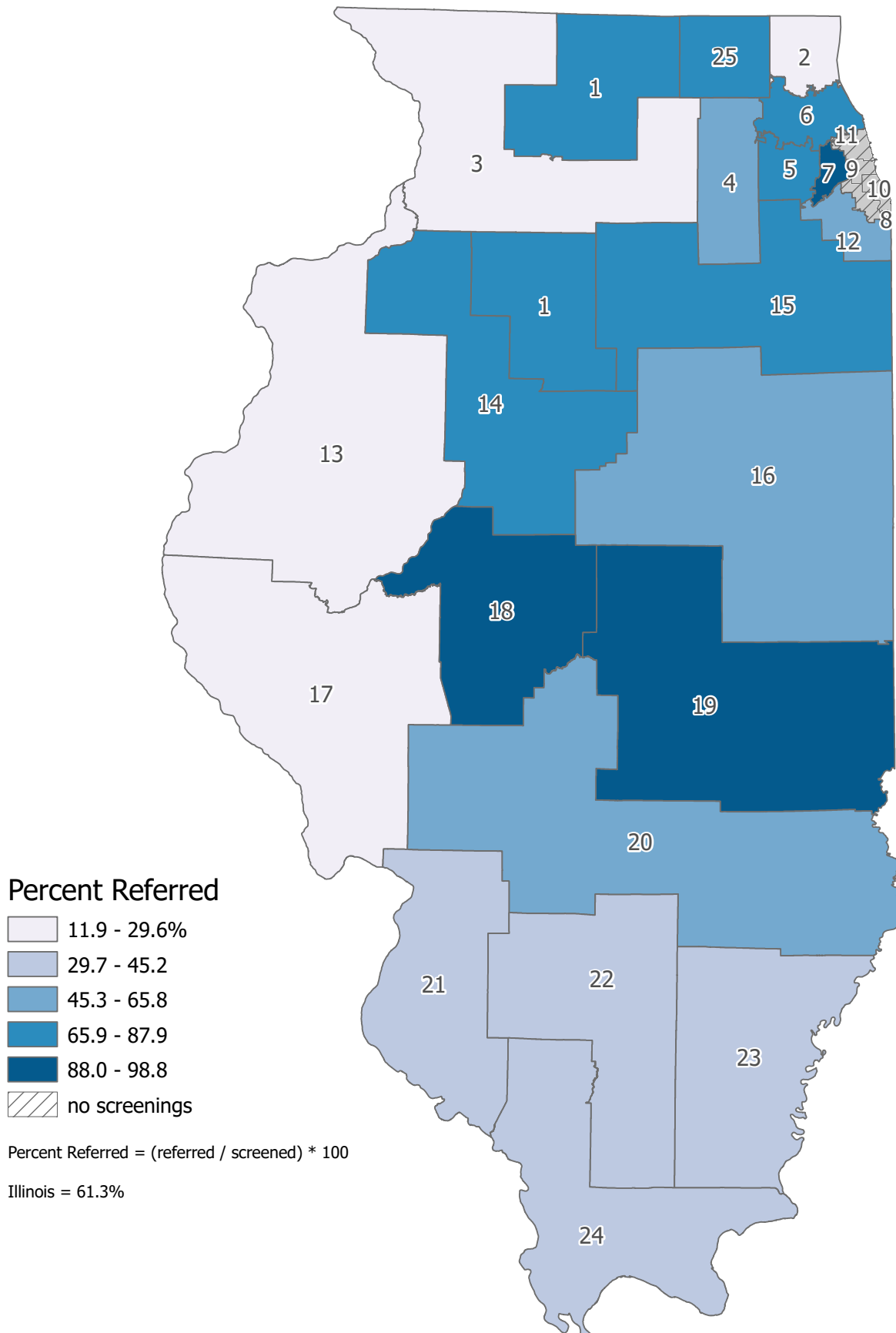
Child Find Screening FY2022, Q1

Total children birth to 5 referred, CFC region



Child Find Screening FY2022, Q1

Percent children referred, CFC region



Screenings Reported by CFC/CPS/DCFS and ZIP / FY2022 Q1

Zip Code	Total Screened	Screenings of Children involved with DCFS								# of Children Ages 0 to 3 Referred to								# of Children Ages 3 to 5 Referred to								Sub-Totals						
		Ages (in Months)						Not Referred	Total Referred	In Intact Family Services	Children of Teen Wards	In Foster Care	LEA EI	LEA (ECSE)	EHS	PI (center-based)	Child Care Program	HV	Other Services	Multiple Services	Rescreening	LEA (ECSE)	PFA	HS	Child Care Program	HV	Other Services	Multiple Services	Rescreening	Ages 0-35 mos.	Ages 36-61+ mos.	
		0-11	12-23	24-35	36-47	48-60	61+																									
CFC #01	Child & Family Connections, Youth Services Network, Inc., 107 North 3rd Street, Rockford, IL 61107 - Dee Dee Lowery																															
61008	63	0	0	0	25	38	0	0	63	0	0	1	0	0	0	0	0	0	0	0	0	3	0	0	0	0	63	4	1	0	63	
61010	0	0	0	0	0	0	0	0	0	0	0	0	0	0	0	0	0	0	0	0	0	0	0	0	0	0	0	0	0	0	0	
61012	19	0	0	0	8	11	0	0	19	0	0	1	0	0	0	0	0	0	0	0	0	4	14	0	0	0	0	0	0	1	0	19
61016	2	0	1	1	0	0	0	2	0	0	0	0	0	0	0	0	0	0	0	0	0	0	0	0	0	0	0	0	0	2	0	
61024	6	0	0	0	5	1	0	2	4	0	0	0	0	0	0	0	0	0	0	0	0	4	0	0	0	0	0	0	1	1	0	6
61030	21	0	0	2	12	7	0	0	21	0	0	0	0	2	0	0	0	0	0	0	0	0	8	0	11	0	0	0	0	0	2	19
61061	17	0	1	2	9	5	0	12	5	0	0	0	0	0	0	0	0	0	0	0	0	5	0	0	0	0	0	0	0	3	14	
61063	4	0	0	0	2	2	0	2	2	0	0	0	0	0	0	0	0	0	0	0	0	0	0	0	0	0	0	2	0	0	0	4
61064	4	0	0	0	4	0	0	4	0	0	0	0	0	0	0	0	0	0	0	0	0	0	0	0	0	0	0	0	0	0	0	4
61068	83	0	1	4	51	27	0	67	16	0	0	0	0	0	0	0	0	0	0	0	0	11	1	0	0	0	0	0	0	4	5	78
61072	58	0	0	4	16	14	24	24	34	0	0	2	0	2	0	0	0	0	1	0	1	5	26	0	0	0	0	0	3	2	4	54
61073	1	0	0	0	0	1	0	0	1	0	0	0	0	0	0	0	0	0	0	0	0	1	0	0	0	0	0	0	0	0	0	1
61079	0	0	0	0	0	0	0	0	0	0	0	0	0	0	0	0	0	0	0	0	0	0	0	0	0	0	0	0	0	0	0	0
61080	19	2	0	0	8	7	2	5	14	0	0	0	0	0	0	0	0	0	0	0	0	2	12	0	0	0	0	0	0	0	2	17
61084	0	0	0	0	0	0	0	0	0	0	0	0	0	0	0	0	0	0	0	0	0	0	0	0	0	0	0	0	0	0	0	0
61088	16	0	0	0	11	5	0	5	11	0	0	0	0	0	0	0	0	0	0	0	0	11	0	0	0	0	0	0	0	0	0	16
61101	57	8	10	30	8	1	0	43	14	0	0	1	1	0	0	0	0	0	0	0	10	0	0	0	0	0	0	0	0	3	48	9
61102	9	1	1	6	1	0	0	7	2	0	0	0	0	0	0	0	0	0	0	0	1	0	0	0	0	0	0	0	0	1	8	1
61103	19	5	5	9	0	0	0	18	1	0	0	0	0	0	0	0	0	0	0	0	1	0	0	0	0	0	0	0	0	0	19	0
61104	1021	2	7	5	532	460	15	12	1009	13	0	17	1	0	0	0	0	0	0	0	1	17	1007	174	0	0	0	0	537	346	14	1007
61107	27	5	11	11	0	0	0	20	7	0	0	0	1	0	0	0	0	0	0	0	6	0	0	0	0	0	0	0	0	0	27	0
61108	34	2	19	13	0	0	0	31	3	1	0	1	2	0	0	0	0	0	0	0	1	0	0	0	0	0	0	0	0	0	34	0
61109	41	3	5	10	18	5	0	14	27	1	0	0	1	0	0	0	0	0	0	0	3	0	23	0	22	0	0	22	0	18	23	
61111	41	2	4	11	16	8	0	30	11	2	0	1	0	0	0	0	0	0	0	0	5	0	0	0	0	0	0	0	6	17	24	
61112	0	0	0	0	0	0	0	0	0	0	0	0	0	0	0	0	0	0	0	0	0	0	0	0	0	0	0	0	0	0	0	
61114	3	2	1	0	0	0	0	3	0	0	0	1	0	0	0	0	0	0	0	0	0	0	0	0	0	0	0	0	0	3	0	
61115	74	3	5	5	30	28	3	12	62	0	0	1	1	0	0	11	0	0	0	0	1	10	37	0	0	0	0	0	2	13	61	
61235	0	0	0	0	0	0	0	0	0	0	0	0	0	0	0	0	0	0	0	0	0	0	0	0	0	0	0	0	0	0	0	
61238	0	0	0	0	0	0	0	0	0	0	0	0	0	0	0	0	0	0	0	0	0	0	0	0	0	0	0	0	0	0	0	
61254	0	0	0	0	0	0	0	0	0	0	0	0	0	0	0	0	0	0	0	0	0	0	0	0	0	0	0	0	0	0	0	
61273	0	0	0	0	0	0	0	0	0	0	0	0	0	0	0	0	0	0	0	0	0	0	0	0	0	0	0	0	0	0	0	
61310	5	0	0	0	5	0	0	5	0	0	0	0	0	0	0	0	0	0	0	0	0	0	0	0	0	0	0	0	0	0	5	
61314	0	0	0	0	0	0	0	0	0	0	0	0	0	0	0	0	0	0	0	0	0	0	0	0	0	0	0	0	0	0	0	

Screenings Reported by CFC/CPS/DCFS and ZIP / FY2022 Q1

Zip Code	Total Screened	Ages (in Months)							Not Referred	Total Referred	Screenings of Children involved with DCFS			# of Children Ages 0 to 3 Referred to										# of Children Ages 3 to 5 Referred to								Sub-Totals	
											In Intact Family Services	Children of Teen Wards	In Foster Care	LEA EI	LEA (ECSE)	EHS	PI (center-based)	Child Care Program	HV	Other Services	Multiple Services	Rescreening	LEA (ECSE)	PFA	HS	Child Care Program	HV	Other Services	Multiple Services	Rescreening	Ages 0-35 mos.	Ages 36-61+ mos.	
		0-11	12-23	24-35	36-47	48-60	61+																										
61326	18	0	0	0	9	9	0	0	18	0	0	0	0	0	0	0	0	0	0	0	0	0	1	16	0	0	0	0	0	1	0	18	
61345	9	0	0	0	4	2	3	4	5	0	0	0	0	0	0	0	0	0	0	0	0	0	0	0	0	0	3	0	2	0	9		
61356	25	5	1	6	10	3	0	0	25	0	0	0	0	0	0	9	3	0	0	0	0	0	13	0	0	0	0	0	0	0	12	13	
61362	28	0	0	0	16	12	0	12	16	1	0	1	0	0	0	0	0	0	0	0	0	0	16	0	0	0	0	0	0	0	0	28	
61368	1	0	1	0	0	0	0	0	1	0	0	0	0	0	0	1	0	0	0	0	0	0	0	0	0	0	0	0	0	1	0		
61376	2	0	0	0	1	1	0	1	1	0	0	0	0	0	0	0	0	0	0	0	0	0	0	0	0	0	0	0	0	1	0	2	
61379	10	0	0	2	5	3	0	2	8	0	0	2	0	0	0	0	0	0	0	0	0	0	8	0	0	0	0	0	0	0	2	8	
61421	2	1	0	1	0	0	0	0	2	0	0	0	0	0	0	2	0	0	0	0	0	0	0	0	0	0	0	0	0	2	0		
61434	0	0	0	0	0	0	0	0	0	0	0	0	0	0	0	0	0	0	0	0	0	0	0	0	0	0	0	0	0	0	0	0	
61443	17	7	4	6	0	0	0	0	17	0	0	0	0	0	0	0	0	0	17	0	0	0	0	0	0	0	0	0	0	17	0		
61449	2	1	0	1	0	0	0	0	2	0	0	0	0	0	0	2	0	0	0	0	0	0	0	0	0	0	0	0	0	2	0		
61483	0	0	0	0	0	0	0	0	0	0	0	0	0	0	0	0	0	0	0	0	0	0	0	0	0	0	0	0	0	0	0	0	
61491	1	0	1	0	0	0	0	0	1	0	0	0	0	0	0	1	0	0	0	0	0	0	0	0	0	0	0	0	0	1	0		
61537	12	0	0	0	12	0	0	0	12	1	0	0	0	0	0	0	0	0	0	0	0	0	12	1	0	0	0	1	0	0	12		
61540	24	0	0	0	16	8	0	14	10	0	0	0	0	0	0	0	0	0	0	0	0	3	6	0	0	0	0	0	1	0	24		
TOTAL	1795	49	78	129	834	658	47	351	1444	19	0	29	7	4	0	11	0	32	4	0	30	77	1199	175	33	0	68	568	372	256	1539		

CFC #02 Child & Family Connections, Lake County Health Department, 3010 Grand Ave, 2nd Floor, Waukegan, IL 60085 - Donna Musser

60002	18	0	0	5	8	5	0	1	17	0	0	0	0	11	0	0	0	0	0	0	2	0	6	0	0	0	0	0	0	5	13
60015	13	0	0	0	8	5	0	6	7	0	0	0	0	0	0	0	0	0	0	0	7	0	0	0	0	0	0	0	0	0	13
60048	9	0	0	0	3	6	0	3	6	0	0	0	0	0	0	0	0	0	0	0	0	0	0	0	0	6	0	0	0	9	
60085	238	66	81	91	0	0	0	193	45	0	0	0	40	0	0	0	0	4	1	0	0	0	0	0	0	0	0	0	238	0	
60099	16	0	0	0	7	9	0	4	12	0	0	0	0	0	0	0	0	0	0	0	10	0	0	3	0	0	0	1	0	16	
TOTAL	294	66	81	96	26	25	0	207	87	0	0	0	40	11	0	0	0	4	1	0	2	17	6	0	3	0	6	0	1	243	51

CFC #03 Child & Family Connections, Regional Office of Education for Carroll, Jo Daviess, & Stephenson Co., 27 S State Ave, Ste 101, Freeport, IL 61032 - Angela Hodges

60548	0	0	0	0	0	0	0	0	0	0	0	0	0	0	0	0	0	0	0	0	0	0	0	0	0	0	0	0	0	0
61032	278	240	29	9	0	1	0	266	12	0	0	0	1	0	0	0	0	0	0	2	9	0	0	0	0	0	0	0	278	1
61071	40	4	8	3	12	13	0	14	26	1	0	0	1	0	0	0	0	0	0	0	0	2	23	0	0	0	0	0	15	25
TOTAL	318	244	37	12	12	14	0	280	38	1	0	0	2	0	0	0	0	0	0	2	9	2	23	0	0	0	0	0	293	26

Screenings Reported by CFC/CPS/DCFS and ZIP / FY2022 Q1

Zip Code	Total Screened	Ages (in Months)							Not Referred	Total Referred	Screenings of Children involved with DCFS			# of Children Ages 0 to 3 Referred to										# of Children Ages 3 to 5 Referred to								Sub-Totals	
		0-11	12-23	24-35	36-47	48-60	61+	In Intact Family Services			Children of Teen Wards	In Foster Care	LEA EI	(ECSE)	EHS	PI (center-based)	Child Care Program	HV	Other Services	Multiple Services	Rescreening	LEA (ECSE)	PFA	HS	Child Care Program	HV	Other Services	Multiple Services	Rescreening	Ages 0-35 mos.	Ages 36-61+ mos.		
CFC #04 Child & Family Connections, DayOne PACT, 1551 E Fabyan Pkwy, Geneva, IL 60134 - Ellana Mavromatis																																	
60110	169	3	3	7	64	92	0	21	148	0	0	2	3	0	0	0	0	0	0	0	0	0	17	122	0	0	0	0	0	0	6	13	156
60123	50	11	10	23	6	0	0	45	4	0	0	0	3	0	0	0	0	0	0	0	0	0	1	0	0	0	0	0	0	0	44	6	
60134	16	0	0	0	9	7	0	7	9	0	0	0	0	0	0	0	0	0	0	0	0	8	0	0	0	0	0	0	0	1	0	16	
60174	6	0	0	0	4	2	0	0	6	0	0	0	0	0	0	0	0	0	0	0	0	6	0	0	0	0	0	0	0	0	0	6	
60504	1	1	0	0	0	0	0	1	0	0	0	0	0	0	0	0	0	0	0	0	0	0	0	0	0	0	0	0	0	0	1	0	
60505	67	10	29	28	0	0	0	54	13	0	0	0	10	0	0	0	0	0	1	0	2	0	0	0	0	0	0	0	0	0	67	0	
60506	23	6	8	9	0	0	0	23	0	0	0	0	0	0	0	0	0	0	0	0	0	0	0	0	0	0	0	0	0	0	23	0	
60510	30	0	0	5	16	9	0	5	25	0	0	0	5	0	0	0	0	0	0	0	0	15	0	0	0	0	0	0	0	5	5	25	
60538	6	1	3	2	0	0	0	6	0	0	0	0	0	0	0	0	0	0	0	0	0	0	0	0	0	0	0	0	0	0	6	0	
60540	1	0	0	1	0	0	0	1	0	0	0	0	0	0	0	0	0	0	0	0	0	0	0	0	0	0	0	0	0	0	1	0	
60542	1	0	0	1	0	0	0	1	0	0	0	0	0	0	0	0	0	0	0	0	0	0	0	0	0	0	0	0	0	0	1	0	
60545	25	0	0	1	9	15	0	1	24	0	0	0	0	0	0	0	0	0	0	0	0	24	0	0	0	0	0	0	0	0	1	24	
TOTAL	395	32	53	77	108	125	0	165	229	0	0	2	21	0	0	0	0	0	1	0	2	46	147	0	0	0	0	0	0	12	162	233	
CFC #05 Child & Family Connections, DayOne PACT, 550 Warrenville Rd, Ste 100B, Lisle, IL 60532 - Marianne McGuire																																	
60101	30	0	0	1	15	14	0	7	23	0	0	0	0	0	0	0	0	0	0	0	0	1	22	0	0	0	0	0	0	0	1	29	
60108	15	0	0	0	9	6	0	3	12	0	0	0	0	0	0	0	0	0	0	0	2	10	0	0	0	0	0	0	0	0	0	15	
60181	14	0	0	0	6	8	0	11	3	0	0	0	0	0	0	0	0	0	0	0	3	0	0	0	0	0	0	0	0	0	0	14	
60191	62	0	0	0	34	28	0	0	62	0	0	0	0	0	0	0	0	0	0	0	0	62	0	0	0	0	0	0	0	0	0	62	
60439	4	0	0	1	1	2	0	0	4	0	0	0	1	0	0	0	0	0	0	0	0	3	0	0	0	0	0	0	0	0	1	3	
60527	23	0	0	0	14	9	0	0	23	0	0	0	0	0	0	0	0	0	0	0	0	0	5	0	0	18	0	0	0	0	0	23	
60540	10	3	2	5	0	0	0	3	7	0	0	0	3	0	0	0	0	3	0	0	1	0	0	0	0	0	0	0	0	0	10	0	
60561	17	0	0	4	8	5	0	3	14	0	0	0	0	0	0	4	0	0	0	0	0	10	0	0	0	0	0	0	0	0	4	13	
TOTAL	175	3	2	11	87	72	0	27	148	0	0	0	4	0	0	4	0	3	0	0	1	6	107	5	0	0	18	0	0	0	16	159	
CFC #06 Child & Family Connections, Clearbrook, 1835 W Central Rd, Arlington Heights, IL 60005 - Jason Tietz																																	
60005	12	0	0	5	5	2	0	5	7	0	0	0	0	0	0	0	0	0	0	0	7	0	0	0	0	0	0	0	0	0	5	7	
60008	96	0	0	3	58	35	0	0	96	0	0	0	0	1	0	0	0	0	0	0	9	81	0	0	0	0	0	2	3	3	93		
60016	38	0	0	5	20	13	0	1	37	0	0	0	0	0	0	0	0	0	0	0	5	27	0	0	0	0	2	3	5	33			
60022	8	0	0	0	8	0	0	3	5	0	0	0	0	0	0	0	0	0	0	0	5	0	0	0	0	0	0	0	0	0	8		
60056	12	0	0	0	6	6	0	1	11	0	0	0	0	0	0	0	0	0	0	0	1	10	0	0	0	0	0	0	0	0	12		

Screenings Reported by CFC/CPS/DCFS and ZIP / FY2022 Q1

Zip Code	Total Screened	Ages (in Months)						Not Referred	Total Referred	Screenings of Children involved with DCFS			# of Children Ages 0 to 3 Referred to								# of Children Ages 3 to 5 Referred to								Sub-Totals			
		0-11	12-23	24-35	36-47	48-60	61+			In Intact Family Services	Children of Teen Wards	In Foster Care	LEA EI	LEA (ECSE)		PI (center-based)	Child Care Program	HV	Other Services	Multiple Services	Rescreening	LEA (ECSE)	PFA	HS	Child Care Program	HV	Other Services	Multiple Services	Rescreening	Ages 0-35 mos.	Ages 36-61+ mos.	
60062	8	0	0	1	5	2	0	5	3	0	0	0	0	0	0	0	0	0	0	0	1	0	0	0	0	1	0	1	1	7		
60076	5	0	0	0	4	1	0	0	5	0	0	0	0	0	0	0	0	0	0	5	0	0	0	0	0	0	0	0	0	5		
60091	13	0	0	0	6	7	0	12	1	0	0	0	0	0	0	0	0	0	0	1	0	0	0	0	0	0	0	0	0	13		
60194	90	1	6	5	52	26	0	29	61	0	0	0	0	1	0	0	0	0	1	0	29	13	0	0	17	0	0	12	78			
60201	4	0	0	0	2	2	0	1	3	0	0	0	0	0	0	0	0	0	2	0	0	0	0	1	0	0	0	0	4			
60714	17	0	0	7	3	7	0	5	12	0	0	0	0	0	0	0	0	0	4	0	0	0	0	0	0	0	1	7	10			
TOTAL	303	1	6	26	169	101	0	62	241	0	0	0	0	7	0	0	1	0	0	0	40	147	13	0	0	19	2	7	33	270		
CFC #07 Child & Family Connections, Suburban Access, Inc, One Westbrook Corporate Ctr, Ste 640, Westchester, IL 60154 - Jo Ann Alferink																																
60164	47	0	0	3	21	23	0	3	44	0	0	0	0	0	0	0	0	0	0	0	44	0	0	0	0	0	0	0	3	44		
TOTAL	47	0	0	3	21	23	0	3	44	0	0	0	0	0	0	0	0	0	0	0	44	0	0	0	0	0	0	0	3	44		
CFC #12 Child & Family Connections, Easter Seals of Metropolitan Chicago, 17300 S Ozark Ave - North Bldg, Tinley Park, IL 60477 - Peter Byrne																																
60439	23	0	0	1	5	17	0	8	15	0	0	0	1	0	0	0	0	0	0	8	5	0	0	0	0	0	1	1	22			
60452	12	1	0	1	7	3	0	0	12	0	0	0	0	0	0	0	1	0	0	1	10	0	0	0	0	1	0	2	10			
60453	44	0	0	4	19	21	0	9	35	0	0	1	0	0	0	0	0	0	0	0	24	0	0	0	7	0	3	4	40			
60463	21	0	0	0	12	9	0	19	2	0	0	0	0	0	0	0	0	0	0	0	0	0	0	0	0	0	2	0	21			
60471	43	0	0	2	21	20	0	0	43	0	0	0	0	0	0	0	0	0	0	3	40	0	0	0	0	0	0	2	41			
60477	88	5	10	23	27	23	0	43	45	0	0	1	0	0	0	0	4	0	1	1	34	0	4	0	0	1	0	38	50			
TOTAL	231	6	10	31	91	93	0	79	152	0	0	2	1	0	0	0	5	0	1	0	13	113	0	4	0	7	2	6	47	184		
CFC #13 Child & Family Connections, Regional Office of Education #26, 130 S Lafayette St, Ste 200, Macomb, IL 61455 - Chuck Farr																																
61201	365	218	143	4	0	0	0	350	15	0	0	0	8	0	0	0	0	0	0	0	0	0	0	0	0	0	0	365	0			
61420	1	0	0	1	0	0	0	1	0	0	0	1	0	0	0	0	0	0	0	0	0	0	0	0	0	0	0	1	0			
61422	28	0	2	2	17	7	0	3	25	0	0	2	0	1	0	0	0	0	0	1	23	0	0	0	0	0	0	4	24			
61427	7	3	0	1	3	0	0	3	4	0	0	0	0	0	0	0	2	0	0	0	2	0	0	0	0	0	0	4	3			
61441	1	0	0	1	0	0	0	0	1	0	0	0	0	0	0	0	0	0	0	0	1	0	0	0	0	0	0	1	0			
61450	1	1	0	0	0	0	0	0	1	0	0	0	0	0	0	0	1	0	0	0	0	0	0	0	0	0	0	1	0			
61455	47	6	3	9	15	15	0	10	37	2	0	3	0	0	0	0	5	0	0	0	27	0	0	0	0	0	5	18	30			
61462	137	0	8	3	49	75	0	112	25	0	0	5	3	1	0	0	0	0	0	22	0	0	0	0	0	0	25	11	124			
61484	1	1	0	0	0	0	0	1	0	0	0	0	0	0	0	0	0	0	0	0	0	0	0	0	0	0	0	1	0			
61489	27	0	0	0	11	13	3	18	9	0	0	0	0	0	0	0	0	0	0	7	0	0	0	0	0	0	0	0	27			

Screenings Reported by CFC/CPS/DCFS and ZIP / FY2022 Q1

Zip Code	Total Screened	Screenings of Children involved with DCFS											# of Children Ages 0 to 3 Referred to										# of Children Ages 3 to 5 Referred to								Sub-Totals	
		Ages (in Months)						Not Referred	Total Referred	In Intact Family Services	Children of Teen Wards	In Foster Care	EI	LEA (ECSE)	PI (center-based)	Child Care Program	HV	Other Services	Multiple Services	Rescreening	LEA (ECSE)	PFA	HS	Child Care Program	HV	Other Services	Multiple Services	Rescreening	Ages 0-35 mos.	Ages 36-61+ mos.		
0-11	12-23	24-35	36-47	48-60	61+																											
61501	1	1	0	0	0	0	0	1	0	0	0	0	0	0	0	0	0	0	0	0	0	0	0	0	0	0	0	0	1	0		
61520	3	1	1	1	0	0	0	3	0	1	0	0	0	0	0	0	0	0	0	0	0	0	0	0	0	0	0	0	3	0		
62321	2	1	0	1	0	0	0	1	1	0	0	0	0	0	0	1	0	0	0	0	0	0	0	0	0	0	0	0	2	0		
62326	1	1	0	0	0	0	0	1	0	0	0	0	0	0	0	0	0	0	0	0	0	0	0	0	0	0	0	0	1	0		
62341	6	0	2	3	1	0	0	4	2	2	0	2	0	0	0	0	1	0	0	0	0	0	1	0	0	0	0	0	5	1		
62358	1	0	1	0	0	0	0	1	0	0	0	0	0	0	0	0	0	0	0	0	0	0	0	0	0	0	0	0	1	0		
TOTAL	629	233	160	26	96	110	3	509	120	5	0	13	11	2	0	0	0	10	0	0	0	30	54	0	0	0	0	0	30	419	209	

CFC #14 Child & Family Connections, 3000 W Rohmann Ave., West Peoria, IL 61604 - Michelle Harr

61235	22	7	7	8	0	0	0	0	22	0	0	0	0	0	0	0	0	22	0	0	0	0	0	0	0	0	0	0	22	0	
61443	67	0	1	1	21	25	19	28	39	0	0	0	0	1	0	0	0	0	1	0	0	0	0	0	0	16	2	19	2	65	
61548	24	0	0	0	14	10	0	3	21	0	0	0	0	0	0	0	0	0	0	0	0	6	11	0	0	0	4	0	0	24	
61550	13	0	1	1	5	5	1	3	10	0	0	0	2	0	0	0	0	0	0	0	0	8	0	0	0	0	4	4	0	11	
61554	31	7	11	10	3	0	0	31	0	3	0	0	0	0	0	0	0	0	0	0	0	0	0	0	0	0	0	0	28	3	
61564	0	0	0	0	0	0	0	0	0	0	0	0	0	0	0	0	0	0	0	0	0	0	0	0	0	0	0	0	0	0	
61605	164	0	0	24	85	55	0	6	158	1	0	13	0	3	0	14	0	0	0	0	6	23	100	0	0	0	4	0	8	24	140
61614	5	0	0	1	2	2	0	0	5	4	0	1	0	1	0	0	0	0	0	0	0	0	4	0	0	0	0	0	0	1	4
61738	23	0	1	2	12	8	0	2	21	0	0	0	2	0	0	0	0	0	0	0	0	2	16	0	0	0	0	0	1	3	20
61755	17	0	0	0	11	6	0	2	15	0	0	1	0	0	0	0	0	0	0	0	0	1	12	0	0	0	2	0	0	0	17
TOTAL	366	14	21	47	153	111	20	75	291	8	0	15	4	5	0	14	0	22	1	0	6	40	143	0	0	0	30	6	28	82	284

CFC #15 Child & Family Connections, Services of Will, Grundy, & Kankakee Counties, Inc., 2300 Glenwood Ave, Joliet, IL 60435 - Rachel Cimino

60404	123	0	0	11	74	38	0	59	64	0	0	0	0	0	0	0	0	0	0	0	7	57	0	0	0	0	0	0	11	112
60410	18	0	0	1	11	6	0	0	18	0	0	0	0	0	0	0	0	0	0	10	8	0	0	0	0	0	0	1	17	
60417	81	0	1	0	45	35	0	1	80	0	0	1	0	0	0	0	0	0	0	17	63	0	0	0	0	0	0	1	80	
60431	4	0	1	1	2	0	0	4	0	0	0	0	0	0	0	0	0	0	0	0	0	0	0	0	0	0	2	2		
60432	52	1	12	10	13	13	3	33	19	0	0	0	9	0	0	0	0	0	0	10	0	0	0	0	0	0	0	23	29	
60433	22	0	0	1	13	8	0	0	22	0	0	0	0	1	0	0	0	0	0	7	12	0	0	0	0	0	2	1	21	
60435	44	8	9	10	11	6	0	21	23	0	0	0	4	0	0	0	0	0	0	5	13	0	0	0	0	0	1	27	17	
60436	134	0	0	0	43	80	11	0	134	0	0	0	0	0	0	0	0	0	0	9	76	48	1	0	0	0	0	0	134	
60442	22	0	0	0	22	0	0	2	20	0	0	0	0	0	0	0	0	0	0	2	18	0	0	0	0	0	0	0	22	
60446	70	0	0	0	33	37	0	0	70	0	0	0	0	0	0	0	0	0	0	9	32	0	0	0	0	0	29	0	70	

Screenings Reported by CFC/CPS/DCFS and ZIP / FY2022 Q1

Zip Code	Total Screened	Ages (in Months)							Not Referred	Total Referred	Screenings of Children involved with DCFS			# of Children Ages 0 to 3 Referred to										# of Children Ages 3 to 5 Referred to								Sub-Totals																																																																																																																																																																																																																																																																																																																																																																																																																																																																																																																																																																																																																																																																																																																																																																																																																																																																																																																																																																																																																																																																																																																																																																																																																																																																																																																																																																																																																																																																																																		
											In Intact Family Services	Children of Teen Wards	In Foster Care	LEA EI	LEA (ECSE)	EHS	PI (center-based)	Child Care Program	HV	Other Services	Multiple Services	Rescreening	LEA (ECSE)	PFA	HS	Child Care Program	HV	Other Services	Multiple Services	Rescreening	Ages 0-35 mos.	Ages 36-61+ mos.																																																																																																																																																																																																																																																																																																																																																																																																																																																																																																																																																																																																																																																																																																																																																																																																																																																																																																																																																																																																																																																																																																																																																																																																																																																																																																																																																																																																																																																																																																		
		0-11	12-23	24-35	36-47	48-60	61+																																																																																																																																																																																																																																																																																																																																																																																																																																																																																																																																																																																																																																																																																																																																																																																																																																																																																																																																																																																																																																																																																																																																																																																																																																																																																																																																																																																																																																																																																																																											

CFC #16 Child & Family Connections, 201 W Springfield Ave, Ste 508 & 509, , Champaign, IL 61820 - Chris Johnson

60936	1	0	0	1	0	0	0	0	1	0	0	0	1	0	0	0	0	0	0	0	0	0	0	0	0	0	0	0	0	1	0
60938	24	4	2	3	10	5	0	8	16	0	0	0	1	0	0	0	0	0	0	0	1	0	0	0	0	14	0	0	9	15	
60953	18	0	0	1	10	7	0	0	18	0	0	0	0	0	0	0	1	0	0	3	0	0	0	0	14	0	0	1	17		
60970	301	90	89	55	36	31	0	273	28	0	0	0	8	0	0	0	0	0	3	0	0	2	0	0	0	0	15	0	0	234	67
61704	209	0	0	0	113	96	0	2	207	0	0	0	0	0	0	0	0	0	0	0	32	143	0	27	0	0	0	5	0	209	
61738	9	0	0	0	6	3	0	0	9	1	0	0	0	0	0	0	0	0	0	0	2	7	0	0	0	0	0	0	0	9	
61739	35	0	1	5	14	15	0	15	20	0	0	2	1	0	0	0	0	0	3	1	1	4	11	0	0	0	10	11	2	6	29
61745	10	0	0	2	8	0	0	0	10	0	0	0	0	0	0	0	0	0	2	0	0	0	8	0	0	0	0	0	0	2	8
61761	38	6	14	17	0	1	0	13	25	0	0	0	22	2	0	0	0	0	0	0	0	1	0	0	0	0	0	0	0	37	1

Screenings Reported by CFC/CPS/DCFS and ZIP / FY2022 Q1

Zip Code	Total Screened	Ages (in Months)								Not Referred	Total Referred	Screenings of Children involved with DCFS			# of Children Ages 0 to 3 Referred to										# of Children Ages 3 to 5 Referred to								Sub-Totals	
		0-11	12-23	24-35	36-47	48-60	61+	In Intact Family Services	Children of Teen Wards			In Foster Care	EI	LEA (ECSE)	EHS	PI (center-based)	Child Care Program	HV	Other Services	Multiple Services	Rescreening	LEA (ECSE)	PFA	HS	Child Care Program	HV	Other Services	Multiple Services	Rescreening	Ages 0-35 mos.	Ages 36-61+ mos.			
61764	41	19	3	1	11	7	0	23	18	0	0	1	0	0	0	0	0	0	0	0	0	18	0	0	0	0	0	0	23	18				
TOTAL	686	119	109	85	208	165	0	334	352	1	0	3	33	2	0	0	0	0	9	1	1	45	187	0	27	0	53	11	7	313	373			

CFC #17 Child & Family Connections, ROE of Adams/Pike Counties, 510 Maine St, Ste 615, Quincy, IL 62301 - Kara Hoffman

62013	11	0	0	0	4	6	1	10	1	0	0	0	0	0	0	0	0	0	0	0	0	0	0	0	0	0	0	0	1	0	11
62047	15	0	0	1	8	6	0	13	2	2	0	0	0	0	0	0	0	0	0	0	0	0	0	0	0	0	0	0	2	1	14
62082	2	0	0	0	1	1	0	2	0	0	0	0	0	0	0	0	0	0	0	0	0	0	0	0	0	0	0	0	0	0	2
62092	32	0	0	2	14	16	0	22	10	8	0	0	0	0	0	0	0	0	0	0	0	1	0	0	0	0	0	0	9	2	30
62345	1	0	0	0	1	0	0	1	0	0	0	0	0	0	0	0	0	0	0	0	0	0	0	0	0	0	0	0	0	0	1
62363	29	0	0	0	11	17	1	25	4	2	0	5	0	0	0	0	0	0	0	0	0	0	0	0	0	0	0	0	4	0	29
62366	7	0	0	0	2	5	0	4	3	0	0	0	0	0	0	0	0	0	0	0	0	0	0	0	0	0	0	0	3	0	7
62611	23	0	0	1	13	7	2	19	4	0	0	0	0	1	0	0	0	0	0	0	1	3	0	0	0	0	0	0	3	1	22
62618	43	0	0	0	21	22	0	31	12	5	0	0	0	0	0	0	0	0	0	0	0	0	0	0	0	0	0	0	12	0	43
62650	43	0	0	9	14	16	1	24	19	4	0	1	0	0	0	0	0	0	0	0	3	2	0	0	0	0	0	0	14	9	31
TOTAL	206	0	0	13	89	96	5	151	55	21	0	6	0	1	0	0	0	0	0	0	4	6	0	0	0	0	0	0	48	13	190

CFC #18 Child & Family Connections, Sangamon Co. Public Health Department, 2833 S Grand Ave, E, Springfield, IL 62703 - Lisa McGlothlin

61723	3	1	1	1	0	0	0	2	1	0	0	0	1	0	0	0	0	0	0	0	0	0	0	0	0	0	0	0	0	0	3	0
62704	100	0	0	0	50	50	0	0	100	0	0	0	0	0	0	0	0	0	0	0	0	0	92	0	0	0	0	0	0	8	0	100
TOTAL	103	1	1	1	50	50	0	2	101	0	0	0	1	0	0	0	0	0	0	0	0	0	92	0	0	0	0	0	0	8	3	100

CFC #19 Child & Family Connections, Macon Co. Community Mental Health Board, 132 S Water St, Ste 604, Decatur, IL 62523 - Amy Farmer

61910	21	0	0	1	10	10	0	0	21	0	0	0	0	0	0	0	0	0	0	0	2	19	0	0	0	1	1	0	1	20
61911	5	0	0	0	3	2	0	0	5	0	0	0	0	0	0	0	0	0	0	0	1	4	0	0	0	2	2	0	0	5
61913	11	0	0	0	8	3	0	0	11	0	0	0	0	0	0	0	0	0	0	0	0	11	0	0	0	1	1	0	0	11
61914	9	0	0	2	5	2	0	0	9	0	0	0	0	0	0	0	0	0	0	0	1	8	0	0	0	1	1	0	2	7
61920	57	0	0	8	27	20	2	2	55	0	0	0	0	0	0	0	0	0	0	0	13	42	0	0	0	5	5	0	8	49
61924	7	0	0	0	5	2	0	0	7	0	0	0	0	0	0	0	0	0	0	0	1	6	0	0	0	1	1	0	0	7
61933	7	0	0	0	5	2	0	0	7	0	0	0	0	0	0	0	0	0	0	0	1	6	0	0	0	0	0	0	0	7
61937	1	0	0	0	1	0	0	0	1	0	0	0	0	0	0	0	0	0	0	0	0	1	0	0	0	0	0	0	0	1
61938	60	0	0	14	29	15	2	1	59	0	0	0	0	0	0	0	0	0	0	0	11	47	1	0	0	8	8	0	14	46
61943	4	0	0	0	2	2	0	0	4	0	0	0	0	0	0	0	0	0	0	0	1	3	0	0	0	0	0	0	0	4

Screenings Reported by CFC/CPS/DCFS and ZIP / FY2022 Q1

Zip Code	Total Screened	Ages (in Months)							Not Referred	Total Referred	Screenings of Children involved with DCFS			# of Children Ages 0 to 3 Referred to										# of Children Ages 3 to 5 Referred to								Sub-Totals	
		0-11	12-23	24-35	36-47	48-60	61+	In Intact Family Services			Children of Teen Wards	In Foster Care	EI	LEA (ECSE)	PI (center-based)	Child Care Program	HV	Other Services	Multiple Services	Rescreening	LEA (ECSE)	PFA	HS	Child Care Program	HV	Other Services	Multiple Services	Rescreening	Ages 0-35 mos.	Ages 36-61+ mos.			
61944	19	0	0	0	8	9	1	0	19	0	0	0	0	0	0	0	0	0	0	1	17	0	0	0	6	6	0	0	18				
61951	20	0	0	2	11	6	1	1	19	0	0	0	0	0	0	0	0	0	4	15	0	0	0	0	0	0	2	18					
61953	21	0	0	6	5	8	2	0	21	0	0	0	0	0	0	0	0	8	13	0	0	0	4	4	0	6	15						
61956	3	0	0	1	0	2	0	0	3	0	0	0	1	0	0	0	0	0	2	2	0	0	0	0	0	0	1	2					
61957	14	0	0	3	7	4	0	0	14	0	0	0	0	0	0	0	0	2	12	0	0	0	1	1	0	3	11						
62221	2	0	0	0	2	0	0	0	2	0	0	0	0	0	0	0	0	0	2	2	0	0	0	0	0	0	0	2					
62420	9	0	0	3	3	3	0	0	9	0	0	0	0	0	0	0	0	0	1	1	0	0	0	0	0	0	3	6					
62422	13	0	0	0	7	4	1	0	13	0	0	0	0	0	0	0	0	1	11	0	0	0	1	1	0	0	12						
62441	18	0	0	8	6	3	1	0	18	0	0	0	0	0	0	0	0	5	13	0	0	0	1	1	0	8	10						
62463	4	0	0	1	1	2	0	0	4	0	0	0	0	0	0	0	0	0	4	0	0	0	2	2	0	1	3						
62468	10	0	0	1	7	2	0	0	10	0	0	0	0	0	0	0	0	2	8	0	0	0	0	0	0	1	9						
62477	7	0	0	0	3	4	0	0	7	0	0	0	0	0	0	0	0	1	6	0	0	0	2	2	0	0	7						
62565	2	0	0	2	0	0	0	0	2	0	0	0	1	1	0	0	0	0	0	0	0	0	0	0	0	0	2	0					
TOTAL	324	0	0	52	155	105	10	4	320	0	0	0	2	1	0	0	0	55	251	1	0	0	36	36	0	52	270						

CFC #20 Child & Family Connections, Community Support Systems, 1901 S 4th St, Ste 209, Effingham, IL 62401 - Rita Wahl

62401	21	0	0	6	5	9	1	0	21	0	0	0	0	0	0	0	0	0	0	5	16	0	0	0	5	5	0	6	15
62411	7	0	0	5	2	0	0	0	6	0	0	0	0	0	0	0	0	0	0	5	2	0	0	0	1	1	0	5	2
62414	8	0	0	1	3	4	0	0	8	0	0	0	0	0	0	0	0	0	0	2	6	0	0	0	0	0	0	1	7
62439	3	0	0	1	1	0	0	0	3	0	0	0	0	2	0	0	0	0	0	1	0	0	0	0	0	0	0	1	1
62839	26	0	0	0	22	4	0	25	1	0	0	0	0	0	0	0	0	0	0	0	0	0	0	0	0	0	1	0	26
TOTAL	65	0	0	13	33	17	1	25	39	0	0	0	0	2	0	0	0	0	0	13	24	0	0	0	6	6	1	13	51

CFC #21 Child & Family Connections, Regional Office of Education #13, 4 Eagle Center, Ste 4, O'Fallon, IL 62269 - Terri Kampwerth

62002	26	0	2	0	12	12	0	0	26	2	0	1	0	0	0	2	0	0	0	0	0	1	23	0	0	0	0	0	0	2	24
62010	0	0	0	0	0	0	0	0	0	0	0	0	0	0	0	0	0	0	0	0	0	0	0	0	0	0	0	0	0	0	0
62024	96	9	11	20	33	23	0	31	65	0	0	0	0	0	0	0	7	0	0	0	1	57	0	0	0	0	0	0	40	56	
62025	17	0	0	0	11	6	0	3	14	0	0	1	0	0	0	0	0	0	0	0	0	14	0	0	0	3	1	1	0	17	
62040	436	148	129	78	49	32	0	421	15	5	0	14	3	0	0	0	0	1	0	10	0	0	0	0	0	0	0	1	355	81	
62221	33	0	0	0	12	22	0	4	29	0	0	0	0	0	0	0	0	0	0	8	29	0	0	0	0	8	0	0	34		
62223	62	7	11	18	18	8	0	37	25	3	0	3	2	0	0	0	0	0	0	2	22	0	0	0	5	4	0	36	26		
62234	60	0	0	4	27	28	1	1	59	1	0	6	0	0	0	0	0	0	0	6	51	0	0	0	0	0	3	4	56		

Screenings Reported by CFC/CPS/DCFS and ZIP / FY2022 Q1

Zip Code	Total Screened	Screenings of Children involved with DCFS										# of Children Ages 0 to 3 Referred to										# of Children Ages 3 to 5 Referred to								Sub-Totals	
		Ages (in Months)						Not Referred	Total Referred	In Intact Family Services	Children of Teen Wards	In Foster Care	EI	LEA (ECSE)	PI (center-based)	Child Care Program	HV	Other Services	Multiple Services	Rescreening	LEA (ECSE)	PFA	HS	Child Care Program	HV	Other Services	Multiple Services	Rescreening	Ages 0-35 mos.	36-61+ mos.	
62236	28	0	2	7	1	12	6	24	4	0	0	0	0	1	0	0	0	0	0	0	3	0	0	0	0	0	0	0	0	9	19
62257	13	0	0	3	4	6	0	3	10	0	0	1	0	0	0	0	0	0	0	3	0	10	0	0	0	0	0	0	3	10	
62269	32	2	6	6	11	6	1	21	11	0	0	0	4	0	0	0	0	0	0	0	1	1	0	0	0	5	1	0	14	18	
62286	29	0	0	0	12	17	0	8	21	0	0	1	0	0	0	0	0	0	0	0	1	18	0	0	0	2	0	0	0	29	
62294	22	7	10	5	0	0	0	11	11	0	0	1	2	0	0	0	0	3	0	0	0	0	0	0	0	0	0	0	22	0	
TOTAL	854	173	171	141	190	172	8	564	290	11	0	28	11	1	0	2	0	10	1	0	18	23	225	0	0	0	15	14	5	485	370

CFC #22 Child & Family Connections, Regional Office of Education #13, 660 W Noleman St, Centralia, IL 62801 - Nicole Van Hise

62215	25	5	6	7	7	0	0	24	1	1	0	0	1	0	0	0	0	0	0	0	0	0	0	0	0	0	0	0	18	7
62865	4	0	1	3	0	0	0	0	4	0	0	0	0	0	0	0	4	0	0	0	0	0	0	0	0	0	0	0	4	0
62896	4	0	0	0	2	2	0	0	4	0	0	0	0	0	0	0	0	0	0	0	1	3	0	0	0	0	0	0	0	4
62959	62	0	0	0	16	46	0	41	21	0	0	17	0	0	0	0	0	0	0	0	1	0	0	0	0	0	0	20	0	62
TOTAL	95	5	7	10	25	48	0	65	30	1	0	17	1	0	0	0	4	0	0	0	2	3	0	0	0	0	0	20	22	73

CFC #23 Child & Family Connections, Wabash & Ohio Valley Special Education Dist., 800 S Division St, Norris City, IL 62869 - Charity Heifner

62410	8	0	0	0	5	3	0	0	8	0	0	0	0	0	0	0	0	0	0	0	8	0	0	0	0	0	0	0	0	8
62476	7	0	0	0	5	2	0	0	7	0	0	0	0	0	0	0	0	0	0	0	7	0	0	0	0	0	2	0	7	
62806	19	1	4	3	5	6	0	15	4	0	0	0	0	0	0	0	0	0	1	1	3	0	0	0	0	0	4	8	11	
62817	14	0	0	0	0	0	0	0	14	0	0	0	0	0	0	0	0	0	0	0	14	0	0	0	0	0	8	0	0	
62821	18	0	0	1	10	7	0	0	18	0	0	0	0	1	0	0	0	0	0	1	4	13	0	0	0	0	0	6	1	17
62835	20	0	0	1	5	5	0	0	11	0	0	0	1	0	0	0	0	0	0	1	1	9	0	0	0	0	0	3	1	10
62837	77	6	10	12	28	21	0	38	39	0	0	0	1	3	0	0	0	0	0	3	2	33	0	0	0	0	0	13	28	49
62844	9	0	0	0	5	0	0	0	9	0	0	0	0	0	0	0	0	0	0	1	8	0	0	0	0	0	3	0	5	
62850	1	0	0	0	1	0	0	0	1	0	0	0	0	0	0	0	0	0	0	0	1	0	0	0	0	0	0	0	1	
62854	2	0	0	0	1	1	0	0	2	0	0	0	0	0	0	0	0	0	0	0	2	0	0	0	0	0	0	0	2	
62859	31	1	9	13	1	7	0	12	0	0	0	0	0	0	0	0	0	0	0	0	2	0	0	0	0	0	0	23	8	
62863	41	2	2	3	19	15	0	12	29	0	0	0	0	0	0	0	0	0	0	3	26	0	0	0	0	0	13	7	34	
62895	2	0	0	1	1	0	0	0	2	0	0	0	1	0	0	0	0	0	0	1	0	1	0	0	0	0	0	1	1	
62930	23	0	0	0	15	8	0	0	23	0	0	0	0	0	0	0	0	0	0	1	22	0	0	0	0	0	1	0	23	
62935	8	0	0	0	6	2	0	0	8	0	0	0	0	0	0	0	0	0	0	0	8	0	0	0	0	0	1	0	8	
62946	148	11	10	34	39	54	0	122	26	0	0	0	1	0	0	0	0	0	0	0	22	0	0	0	1	0	11	55	93	

Screenings Reported by CFC/CPS/DCFS and ZIP / FY2022 Q1

Zip Code	Total Screened	Ages (in Months)							Not Referred	Total Referred	Screenings of Children involved with DCFS			# of Children Ages 0 to 3 Referred to								# of Children Ages 3 to 5 Referred to								Sub-Totals	
		0-11	12-23	24-35	36-47	48-60	61+	In Intact Family Services			Children of Teen Wards	In Foster Care	EI	LEA (ECSE)	PI (center-based)	Child Care Program	HV	Other Services	Multiple Services	Rescreening	LEA (ECSE)	PFA	HS	Child Care Program	HV	Other Services	Multiple Services	Rescreening	Ages 0-35 mos.	Ages 36-61+ mos.	
62984	42	2	8	10	6	16	0	42	0	0	0	0	0	0	0	0	0	0	0	0	0	0	0	0	0	0	0	20	22		
TOTAL	470	23	43	78	152	147	0	241	201	0	0	0	4	4	0	0	0	0	0	0	7	13	179	0	0	0	1	0	65	144	299

CFC #24 Child & Family Connections, Archway, Inc., 2751 W Main, PO Box 1180, Carbondale, IL 62901-1180 - Lindsay Baskin

62274	7	0	0	0	4	3	0	0	7	0	0	0	0	0	0	0	0	0	0	0	0	7	0	0	0	0	0	0	0	7	
62832	16	0	0	0	10	6	0	0	16	0	0	0	0	0	0	0	0	0	0	0	0	16	0	0	0	0	0	0	0	16	
62901	284	37	29	47	99	75	0	249	38	4	0	7	1	0	0	0	0	0	0	0	1	16	0	0	0	0	0	20	113	174	
62903	71	9	7	8	17	30	0	0	71	0	0	0	0	0	0	0	24	1	22	23	0	47	0	0	0	0	0	0	24	47	
62916	18	0	0	0	9	9	0	0	18	0	0	0	0	0	0	0	0	0	0	0	0	18	0	0	0	0	0	0	0	18	
62924	8	0	0	0	3	5	0	0	8	0	0	0	0	0	0	0	0	0	0	0	0	8	0	0	0	0	0	0	0	8	
62932	42	8	8	13	4	9	0	0	42	0	0	0	0	0	0	11	0	18	0	0	0	0	15	0	0	0	0	0	29	13	
62966	3	0	0	0	2	1	0	0	3	0	0	0	0	0	0	0	0	0	0	0	0	3	0	0	0	0	0	0	0	3	
TOTAL	449	54	44	68	148	138	0	249	203	4	0	7	1	0	0	11	0	42	1	22	23	1	130	0	0	0	0	0	20	166	286

CFC #25 Child & Family Connections, Options & Advocacy for McHenry Co., 365 Millennium Dr, Ste A, Crystal Lake, IL 60012 - Susan Beckman

60010	31	0	0	0	16	15	0	21	10	0	0	0	0	0	0	0	0	0	0	0	0	0	0	0	0	0	0	10	0	31	
60013	17	0	0	0	10	7	0	8	9	0	0	0	0	0	0	0	0	0	0	1	9	0	0	0	0	0	0	1	0	17	
60014	208	40	79	82	5	2	0	1	207	0	0	0	198	3	0	0	0	0	0	0	5	0	0	0	0	0	0	1	201	7	
60071	12	0	0	0	6	6	0	6	6	0	0	0	0	0	0	0	0	0	0	0	6	0	0	0	0	0	3	3	0	0	12
60097	7	0	0	0	7	0	0	0	7	0	0	0	0	0	0	0	0	0	0	0	0	7	0	0	0	0	0	0	0	0	7
60098	88	0	0	0	38	50	0	2	86	0	0	0	0	0	0	0	0	0	0	0	0	86	0	0	0	15	7	0	0	88	
60142	8	0	1	4	1	2	0	7	1	0	0	0	0	0	0	0	0	0	0	0	1	0	0	0	0	0	0	0	5	3	
TOTAL	371	40	80	86	83	82	0	45	326	0	0	0	198	3	0	0	0	0	0	0	1	21	93	0	0	0	18	10	12	206	165

Screenings Reported by CFC/CPS/DCFS and Month / FY2022-Q1

Month	Total Screened	Ages (in Months)						Not Referred	Total Referred	Screenings of Children involved with DCFS			# of Children Ages 0 to 3 Referred to								# of Children Ages 3 to 5 Referred to								Sub-Totals																																																																																																																																																																																																																																																																																																																																																																																																																																																																																																																																																																																																																																																																																																																																																																																																																																																																																																																																																																																																																																																																																																																																																																																																																																																													
		0-11	12-23	24-35	36-47	48-60	61+			In Intact Family Services	Children of Teen Wards	In Foster Care	EI	LEA (ECSE)		PI (center-based)	Child Care Program	HV	Other Services		Multiple Services	Rescreening	LEA (ECSE)	PFA	HS	Child Care Program	HV	Other Services		Multiple Services	Rescreening	Ages 0-35 mos.	Ages 36-61+ mos.																																																																																																																																																																																																																																																																																																																																																																																																																																																																																																																																																																																																																																																																																																																																																																																																																																																																																																																																																																																																																																																																																																																																																																																																																																																									

Screenings Reported by CFC/CPS/DCFS and Month / FY2022-Q1

Month	Total Screened	Ages (in Months)						Not Referred	Total Referred	Screenings of Children involved with DCFS			# of Children Ages 0 to 3 Referred to								# of Children Ages 3 to 5 Referred to								Sub-Totals		
										In Intact Family Services	Children of Teen Wards	In Foster Care	LEA EI	LEA (ECSE)	EHS	PI (center-based)	Child Care Program	HV	Other Services	Multiple Services	Rescreening	LEA (ECSE)	PFA	HS	Child Care Program	HV	Other Services	Multiple Services	Rescreening	Ages 0-35 mos.	Ages 36-61+ mos.
		0-11	12-23	24-35	36-47	48-60	61+																								
Sep-21	64	0	0	1	32	31	0	6	58	0	0	0	0	0	0	0	0	0	0	0	0	3	37	2	0	0	16	0	0	1	63
TOTAL	175	3	2	11	87	72	0	27	148	0	0	0	4	0	0	4	0	3	0	0	1	6	107	5	0	0	18	0	0	16	159
CFC #06 Child & Family Connections, Clearbrook, 1835 W Central Rd, Arlington Heights, IL 60005 - Jason Tietz																															
Jan-21	5	0	0	0	4	1	0	0	5	0	0	0	0	0	0	0	0	0	0	0	5	0	0	0	0	0	0	0	0	5	
Jul-21	49	0	0	5	27	17	0	1	48	0	0	0	0	0	0	0	0	0	0	0	6	37	0	0	0	0	2	3	5	44	
Aug-21	111	0	0	9	68	34	0	23	88	0	0	0	0	1	0	0	0	0	0	0	16	48	13	0	0	4	0	3	9	102	
Sep-21	138	1	6	12	70	49	0	38	100	0	0	0	0	6	0	0	1	0	0	0	13	62	0	0	0	15	0	1	19	119	
TOTAL	303	1	6	26	169	101	0	62	241	0	0	0	0	7	0	0	1	0	0	0	40	147	13	0	0	19	2	7	33	270	
CFC #07 Child & Family Connections, Suburban Access, Inc, One Westbrook Corporate Ctr, Ste 640, Westchester, IL 60154 - Jo Ann Alferink																															
Aug-21	47	0	0	3	21	23	0	3	44	0	0	0	0	0	0	0	0	0	0	0	0	44	0	0	0	0	0	0	3	44	
TOTAL	47	0	0	3	21	23	0	3	44	0	0	0	0	0	0	0	0	0	0	0	0	44	0	0	0	0	0	0	3	44	
CFC #12 Child & Family Connections, Easter Seals of Metropolitan Chicago, 17300 S Ozark Ave - North Bldg, Tinley Park, IL 60477 - Peter Byrne																															
Jul-21	1	1	0	0	0	0	0	0	1	0	0	0	0	0	0	0	1	0	0	0	0	0	0	0	0	0	0	0	1	0	
Aug-21	88	0	0	5	36	47	0	36	52	0	0	1	1	0	0	0	0	0	0	0	8	29	0	0	0	7	0	6	5	83	
Sep-21	142	5	10	26	55	46	0	43	99	0	0	1	0	0	0	0	4	0	1	0	5	84	0	4	0	0	2	0	41	101	
TOTAL	231	6	10	31	91	93	0	79	152	0	0	2	1	0	0	0	5	0	1	0	13	113	0	4	0	7	2	6	47	184	
CFC #13 Child & Family Connections, Regional Office of Education #26, 130 S Lafayette St, Ste 200, Macomb, IL 61455 - Chuck Farr																															
Jul-21	121	63	53	5	0	0	0	113	8	2	0	0	0	1	0	0	0	0	0	0	0	0	0	0	0	0	0	0	121	0	
Aug-21	196	80	42	15	38	22	0	121	75	3	0	8	5	1	0	0	0	10	0	0	3	52	0	0	0	0	0	5	137	60	
Sep-21	312	90	65	6	58	88	3	275	37	0	0	5	6	0	0	0	0	0	0	0	27	2	0	0	0	0	0	25	161	149	
TOTAL	629	233	160	26	96	110	3	509	120	5	0	13	11	2	0	0	0	10	0	0	30	54	0	0	0	0	0	30	419	209	
CFC #14 Child & Family Connections, 3000 W Rohmann Ave., West Peoria, IL 61604 - Michelle Harr																															
Jul-21	48	5	7	12	17	7	0	9	39	0	0	1	0	0	0	2	0	13	0	0	5	15	0	0	0	0	0	3	24	24	
Aug-21	188	5	10	16	85	64	8	49	139	6	0	8	2	1	0	4	0	5	1	0	11	76	0	0	0	16	2	19	31	157	
Sep-21	130	4	4	19	51	40	12	17	113	2	0	6	2	4	0	8	0	4	0	0	24	52	0	0	0	14	4	6	27	103	
TOTAL	366	14	21	47	153	111	20	75	291	8	0	15	4	5	0	14	0	22	1	0	40	143	0	0	0	30	6	28	82	284	
CFC #15 Child & Family Connections, Services of Will, Grundy, & Kankakee Counties, Inc., 2300 Glenwood Ave, Joliet, IL 60435 - Rachel Cimino																															
Jul-21	101	11	16	18	32	24	0	73	28	0	0	0	5	0	0	0	0	0	0	0	6	13	0	2	0	0	0	2	45	56	
Aug-21	792	0	5	63	384	336	4	94	698	0	0	1	1	1	1	0	0	0	0	0	74	500	26	16	0	35	0	42	68	724	

Screenings Reported by CFC/CPS/DCFS and Month / FY2022-Q1

Month	Total Screened	Ages (in Months)						Not Referred	Total Referred	Screenings of Children involved with DCFS			# of Children Ages 0 to 3 Referred to								# of Children Ages 3 to 5 Referred to								Sub-Totals			
		0-11	12-23	24-35	36-47	48-60	61+			In Intact Family Services	Children of Teen Wards	In Foster Care	EI	LEA (ECSE)	EHS	PI (center-based)	Child Care Program	HV	Other Services	Multiple Services	Rescreening	LEA (ECSE)	PFA	HS	Child Care Program	HV	Other Services	Multiple Services	Rescreening	Ages 0-35 mos.	Ages 36-61+ mos.	
Sep-21	656	1	12	37	295	295	16	130	526	0	0	0	9	0	1	0	0	0	0	0	0	135	267	22	19	0	22	0	51	50	606	
TOTAL	1549	12	33	118	711	655	20	297	1252	0	0	1	15	1	2	0	0	0	0	0	2	215	780	48	37	0	57	0	95	163	1386	
CFC #16 Child & Family Connections, 201 W Springfield Ave, Ste 508 & 509, Champaign, IL 61820 - Chris Johnson																																
Jul-21	189	44	42	22	51	30	0	123	66	0	0	0	11	0	0	0	0	0	0	0	5	38	0	9	0	0	0	3	108	81		
Aug-21	264	38	30	28	88	80	0	81	183	1	0	1	12	2	0	0	0	0	6	0	22	89	0	8	0	43	0	1	96	168		
Sep-21	233	37	37	35	69	55	0	130	103	0	0	2	10	0	0	0	0	0	3	1	18	60	0	10	0	10	11	3	109	124		
TOTAL	686	119	109	85	208	165	0	334	352	1	0	3	33	2	0	0	0	0	9	1	45	187	0	27	0	53	11	7	313	373		
CFC #17 Child & Family Connections, ROE of Adams/Pike Counties, 510 Maine St, Ste 615, Quincy, IL 62301 - Kara Hoffman																																
Jul-21	2	0	0	0	1	1	0	2	0	0	0	0	0	0	0	0	0	0	0	0	0	0	0	0	0	0	0	0	0	2		
Sep-21	204	0	0	13	88	95	5	149	55	21	0	6	0	1	0	0	0	0	0	0	6	0	0	0	0	0	0	48	13	188		
TOTAL	206	0	0	13	89	96	5	151	55	21	0	6	0	1	0	0	0	0	0	0	6	0	0	0	0	0	0	48	13	190		
CFC #18 Child & Family Connections, Sangamon Co. Public Health Department, 2833 S Grand Ave, E, Springfield, IL 62703 - Lisa McGlothlin																																
Sep-21	103	1	1	1	50	50	0	2	101	0	0	0	1	0	0	0	0	0	0	0	0	92	0	0	0	0	0	8	3	100		
TOTAL	103	1	1	1	50	50	0	2	101	0	0	0	1	0	0	0	0	0	0	0	0	92	0	0	0	0	0	8	3	100		
CFC #19 Child & Family Connections, Macon Co. Community Mental Health Board, 132 S Water St, Ste 604, Decatur, IL 62523 - Amy Farmer																																
Aug-21	226	0	0	36	106	80	3	2	224	0	0	0	1	1	0	0	0	0	0	0	32	181	0	0	0	31	31	0	36	189		
Sep-21	98	0	0	16	49	25	7	2	96	0	0	0	1	0	0	0	0	0	0	0	23	70	1	0	0	5	5	0	16	81		
TOTAL	324	0	0	52	155	105	10	4	320	0	0	0	2	1	0	0	0	0	0	0	55	251	1	0	0	36	36	0	52	270		
CFC #20 Child & Family Connections, Community Support Systems, 1901 S 4th St, Ste 209, Effingham, IL 62401 - Rita Wahl																																
Aug-21	53	0	0	7	30	15	1	25	28	0	0	0	0	1	0	0	0	0	0	0	10	16	0	0	0	4	4	1	7	46		
Sep-21	12	0	0	6	3	2	0	0	11	0	0	0	0	1	0	0	0	0	0	0	3	8	0	0	0	2	2	0	6	5		
TOTAL	65	0	0	13	33	17	1	25	39	0	0	0	0	2	0	0	0	0	0	0	13	24	0	0	0	6	6	1	13	51		
CFC #21 Child & Family Connections, Regional Office of Education #13, 4 Eagle Center, Ste 4, O'Fallon, IL 62269 - Terri Kampwerth																																
Mar-21	28	0	2	7	1	12	6	24	4	0	0	0	0	1	0	0	0	0	0	0	3	0	0	0	0	0	0	0	9	19		
May-21	2	1	1	0	0	0	0	1	1	0	0	0	1	0	0	0	0	0	0	0	0	0	0	0	0	0	0	2	0			
Jun-21	2	1	1	0	0	0	0	0	2	0	0	0	0	0	0	0	0	0	0	2	0	0	0	0	0	0	0	2	0			
Jul-21	257	78	73	51	38	17	0	248	9	3	0	7	3	0	0	0	0	0	0	0	0	0	0	0	0	0	0	1	202	55		
Aug-21	260	10	23	37	96	94	1	81	179	5	0	14	3	0	0	0	0	2	0	0	17	157	0	0	0	14	13	2	70	191		

Screenings Reported by CFC/CPS/DCFS and Month / FY2022-Q1

Month	Total Screened	Ages (in Months)						Not Referred	Total Referred	Screenings of Children involved with DCFS			# of Children Ages 0 to 3 Referred to										# of Children Ages 3 to 5 Referred to								Sub-Totals	
		0-11	12-23	24-35	36-47	48-60	61+			In Intact Family Services	Children of Teen Wards	In Foster Care	EI	LEA (ECSE)	EHS	PI (center-based)	Child Care Program	HV	Other Services	Multiple Services	Rescreening	LEA (ECSE)	PFA	HS	Child Care Program	HV	Other Services	Multiple Services	Rescreening	Ages 0-35 mos.	Ages 36-61+ mos.	
Sep-21	305	83	71	46	55	49	1	210	95	3	0	7	4	0	0	2	0	8	1	0	5	3	68	0	0	0	1	1	2	200	105	
TOTAL	854	173	171	141	190	172	8	564	290	11	0	28	11	1	0	2	0	10	1	0	18	23	225	0	0	0	15	14	5	485	370	
CFC #22	Child & Family Connections, Regional Office of Education #13, 660 W Noleman St. Centralia, IL 62801 - Nicole Van Hise																															
Jun-21	23	3	6	7	7	0	0	22	1	1	0	0	1	0	0	0	0	0	0	0	0	0	0	0	0	0	0	0	16	7		
Jul-21	6	2	1	3	0	0	0	2	4	0	0	0	0	0	0	0	4	0	0	0	0	0	0	0	0	0	0	6	0			
Aug-21	0	0	0	0	0	0	0	0	0	0	0	0	0	0	0	0	0	0	0	0	0	0	0	0	0	0	0	0	0			
Sep-21	66	0	0	0	18	48	0	41	25	0	0	17	0	0	0	0	0	0	0	0	2	3	0	0	0	0	0	20	0	66		
TOTAL	95	5	7	10	25	48	0	65	30	1	0	17	1	0	0	0	4	0	0	0	2	3	0	0	0	0	0	20	22	73		
CFC #23	Child & Family Connections, Wabash & Ohio Valley Special Education Dist., 800 S Division St. Norris City, IL 62869 - Charity Heifner																															
Aug-21	193	21	22	48	54	44	0	131	62	0	0	0	2	1	0	0	0	0	0	0	6	51	0	0	0	0	0	16	91	98		
Sep-21	277	2	21	30	98	103	0	110	139	0	0	0	2	3	0	0	0	0	0	4	7	128	0	0	0	1	0	49	53	201		
TOTAL	470	23	43	78	152	147	0	241	201	0	0	0	4	4	0	0	0	0	0	0	13	179	0	0	0	1	0	65	144	299		
CFC #24	Child & Family Connections, Archway, Inc., 2751 W Main, PO Box 1180, Carbondale, IL 62901-1180 - Lindsay Baskin																															
Jun-21	38	9	6	5	11	7	0	21	17	0	0	0	0	0	0	0	3	0	3	2	0	14	0	0	0	0	0	20	18			
Jul-21	50	8	4	10	14	14	0	11	39	0	0	0	0	0	7	0	3	1	1	3	0	31	0	0	0	0	0	22	28			
Aug-21	129	17	12	32	29	42	0	53	79	0	0	0	0	0	0	0	8	0	8	8	0	71	0	0	0	0	0	61	71			
Sep-21	232	20	22	21	94	75	0	164	68	4	0	7	1	0	0	4	0	28	0	10	10	1	14	0	0	0	0	20	63	169		
TOTAL	449	54	44	68	148	138	0	249	203	4	0	7	1	0	0	11	0	42	1	22	23	1	130	0	0	0	0	0	20	166	286	
CFC #25	Child & Family Connections, Options & Advocacy for McHenry Co., 365 Millennium Dr. Ste A, Crystal Lake, IL 60012 - Susan Beckman																															
Jul-21	67	13	27	20	7	0	0	0	67	0	0	0	60	0	0	0	0	0	0	0	0	7	0	0	0	0	0	60	7			
Aug-21	168	12	25	35	46	50	0	25	143	0	0	0	69	3	0	0	0	0	0	0	8	52	0	0	0	16	1	11	72	96		
Sep-21	136	15	28	31	30	32	0	20	116	0	0	0	69	0	0	0	0	0	0	0	13	34	0	0	0	2	9	1	74	62		
TOTAL	371	40	80	86	83	82	0	45	326	0	0	0	198	3	0	0	0	0	0	0	1	21	93	0	0	0	18	10	12	206	165	

[illegible]

Screenings Reported by CFC/CPS/DCFS and Agencies Represented / FY2022-Q1

Agency Type	Total Screened	Ages (in Months)							Not Referred	Total Referred	Screenings of Children involved with DCFS			# of Children Ages 0 to 3 Referred to								# of Children Ages 3 to 5 Referred to								Sub-Totals	
		0-11	12-23	24-35	36-47	48-60	61+	In Intact Family Services			Children of Teen Wards	In Foster Care	LEA EI	PI (ECSE)	Child (center-based)	Child Care Program	HV	Other Services	Multiple Services	Rescreening	LEA (ECSE)	PFA	HS	Child Care Program	HV	Other Services	Multiple Services	Rescreening	Ages 0-35 mos.	Ages 36-61+ mos.	
LEA	209	0	0	0	113	96	0	2	207	0	0	0	0	0	0	0	0	0	0	32	143	0	27	0	0	0	5	0	209		
CFC #17 Child & Family Connections, ROE of Adams/Pike Counties, 510 Maine St, Ste 615, Quincy, IL 62301 - Kara Hoffman																															
HS/EHS	56	0	0	4	20	31	1	42	14	9	0	0	0	0	0	0	0	1	0	0	0	0	0	0	0	13	4	52			
LEA	149	0	0	9	68	65	4	108	41	12	0	6	0	1	0	0	0	0	6	0	0	0	0	0	0	35	9	137			
CFC #20 Child & Family Connections, Community Support Systems, 1901 S 4th St, Ste 209, Effingham, IL 62401 - Rita Wahl																															
LEA	3	0	0	1	1	0	0	0	3	0	0	0	0	2	0	0	0	0	0	1	0	0	0	0	0	0	1	1			
CFC #21 Child & Family Connections, Regional Office of Education #13, 4 Eagle Center, Ste 4, O'Fallon, IL 62269 - Terri Kampwerth																															
LEA	13	0	0	3	4	6	0	3	10	0	0	1	0	0	0	0	0	0	3	0	10	0	0	0	0	0	3	10			
CFC #22 Child & Family Connections, Regional Office of Education #13, 660 W Noleman St, Centralia, IL 62801 - Nicole Van Hise																															
HS/EHS	62	0	0	0	16	46	0	41	21	0	0	17	0	0	0	0	0	0	0	1	0	0	0	0	0	20	0	62			
CFC #24 Child & Family Connections, Archway, Inc., 2751 W Main, PO Box 1180, Carbondale, IL 62901-1180 - Lindsay Baskin																															
CFC	1	0	1	0	0	0	0	0	1	0	0	0	1	0	0	0	0	0	0	0	0	0	0	0	0	0	1	0			
EI	1	0	1	0	0	0	0	0	1	0	0	0	1	0	0	0	0	0	0	0	0	0	0	0	0	1	0				
HS/EHS	155	0	0	0	87	68	0	134	21	0	0	3	0	0	0	0	0	0	1	0	0	0	0	0	20	0	155				
HV	11	4	2	5	0	0	0	11	0	0	0	0	0	0	0	0	0	0	0	0	0	0	0	0	0	11	0				
LEA	71	9	7	8	17	30	0	0	71	0	0	0	0	0	0	0	24	1	22	23	0	47	0	0	0	24	47				
CFC #25 Child & Family Connections, Options & Advocacy for McHenry Co., 365 Millennium Dr, Ste A, Crystal Lake, IL 60012 - Susan Beckman																															
LEA	31	0	0	0	16	15	0	21	10	0	0	0	0	0	0	0	0	0	0	0	0	0	0	0	10	0	31				

Screenings Reported by CFC/CPS/DCFS and Screening Tools Utilized / FY2022-Q1

Screening Tool	Total Screened	Screenings of Children involved with DCFS											# of Children Ages 0 to 3 Referred to								# of Children Ages 3 to 5 Referred to									
		Ages (in Months)							Not Referred	Total Referred	In Intact Family Services	Children of Teen Wards	In Foster Care	LEA EI	(ECSE)	EHS	PI (center-based)	Child Care Program	HV	Other Services	Multiple Services	Rescreening	LEA (ECSE)	PFA	HS	Child Care Program	Other HV	Multiple Services	Rescreening	
		0-11	12-23	24-35	36-47	48-60	61+																							
CFC #01	Child & Family Connections, Youth Services Network, Inc., 107 North 3rd Street, Rockford, IL 61107 - Dee Dee Lowery																													
ASQ-3	35	9	6	10	6	4	0	3	32	0	0	2	0	0	0	0	0	23	0	0	0	0	8	0	0	0	0	0	0	1
ASQ:SE-2	23	9	6	8	0	0	0	0	23	0	0	0	0	0	0	0	0	23	0	0	0	0	0	0	0	0	0	0	0	0
DIAL-4	21	0	0	0	8	11	2	0	21	0	0	1	0	0	0	0	0	0	0	0	0	6	14	0	0	0	0	0	0	1
PLS	1	0	0	0	0	1	0	0	1	0	0	0	0	0	0	0	0	0	0	0	0	1	0	0	0	0	0	0	0	0
Speed DIAL-4	1	0	0	0	0	1	0	0	1	0	0	0	0	0	0	0	0	0	0	0	0	1	0	0	0	0	0	0	0	0
CFC #02	Child & Family Connections, Lake County Health Department, 3010 Grand Ave, 2nd Floor, Waukegan, IL 60085 - Donna Musser																													
DIAL-4	13	0	0	0	8	5	0	6	7	0	0	0	0	0	0	0	0	0	0	0	0	7	0	0	0	0	0	0	0	0
CFC #03	Child & Family Connections, Regional Office of Education for Carroll, Jo Daviess, & Stephenson Co., 27 S State Ave, Ste 101, Freeport, IL 61032 - Angela Hodges																													
DIAL-4	15	4	8	3	0	0	0	14	1	1	0	0	1	0	0	0	0	0	0	0	0	0	0	0	0	0	0	0	0	0
CFC #04	Child & Family Connections, DayOne PACT, 1551 E Fabyan Pkwy, Geneva, IL 60134 - Ellana Mavromatis																													
ASQ	6	0	0	0	4	2	0	0	6	0	0	0	0	0	0	0	0	0	0	0	0	6	0	0	0	0	0	0	0	0
ASQ-3	24	0	0	0	9	15	0	0	24	0	0	0	0	0	0	0	0	0	0	0	0	0	24	0	0	0	0	0	0	0
ASQ:SE	22	0	0	0	13	9	0	7	15	0	0	0	0	0	0	0	0	0	0	0	14	0	0	0	0	0	0	0	1	
ASQ:SE-2	24	0	0	0	9	15	0	0	24	0	0	0	0	0	0	0	0	0	0	0	0	24	0	0	0	0	0	0	0	0
BDI-2	16	0	0	0	9	7	0	7	9	0	0	0	0	0	0	0	0	0	0	0	8	0	0	0	0	0	0	0	1	
Play-Based	6	0	0	0	4	2	0	0	6	0	0	0	0	0	0	0	0	0	0	0	6	0	0	0	0	0	0	0	0	
PLS-5	24	0	0	0	9	15	0	0	24	0	0	0	0	0	0	0	0	0	0	0	0	24	0	0	0	0	0	0	0	0
CFC #05	Child & Family Connections, DayOne PACT, 550 Warrenville Rd, Ste 100B, Lisle, IL 60532 - Marianne McGuire																													
ASQ-3	15	0	0	0	9	6	0	3	12	0	0	0	0	0	0	0	0	0	0	0	2	10	0	0	0	0	0	0	0	0
ASQ:SE-2	15	0	0	0	9	6	0	3	12	0	0	0	0	0	0	0	0	0	0	0	2	10	0	0	0	0	0	0	0	0
CFC #06	Child & Family Connections, Clearbrook, 1835 W Central Rd, Arlington Heights, IL 60005 - Jason Tietz																													
ASQ-3	17	0	0	5	7	5	0	6	11	0	0	0	0	0	0	0	0	0	0	0	10	0	0	0	0	0	1	0	0	0
ASQ:SE	1	0	0	0	0	1	0	0	1	0	0	0	0	0	0	0	0	0	0	0	1	0	0	0	0	0	0	0	0	0
DIAL	17	0	0	7	3	7	0	5	12	0	0	0	0	6	0	0	0	0	0	0	4	0	0	0	0	0	0	0	1	1
DIAL-4	32	0	0	2	17	13	0	0	32	0	0	0	0	0	0	0	0	0	0	0	3	27	0	0	0	0	0	2	0	0
CFC #12	Child & Family Connections, Easter Seals of Metropolitan Chicago, 17300 S Ozark Ave - North Bldg, Tinley Park, IL 60477 - Peter Byrne																													
DIAL-4	21	0	0	0	12	9	0	19	2	0	0	0	0	0	0	0	0	0	0	0	0	0	0	0	0	0	0	0	0	2

Screenings Reported by CFC/CPS/DCFS and Screening Tools Utilized / FY2022-Q1

Screening Tool	Total Screened	Ages (in Months)							Not Referred	Total Referred	Screenings of Children involved with DCFS			# of Children Ages 0 to 3 Referred to								# of Children Ages 3 to 5 Referred to							
		0-11	12-23	24-35	36-47	48-60	61+	In Intact Family Services			Children of Teen Wards	In Foster Care	LEA EI	(ECSE)	EHS	PI (center-based)	Child Care Program	HV	Other Services	Multiple Services	Rescreening	LEA (ECSE)	PFA	HS	Child Care Program	HV	Other Services	Multiple Services	Rescreening
CFC #13 Child & Family Connections, Regional Office of Education #26, 130 S Lafayette St, Ste 200, Macomb, IL 61455 - Chuck Farr																													
DIAL-4	24	0	0	0	17	7	0	0	24	0	0	2	0	0	0	0	0	0	0	0	1	23	0	0	0	0	0	0	
CFC #14 Child & Family Connections, 3000 W Rohmann Ave., West Peoria, IL 61604 - Michelle Harr																													
ASQ-3	22	7	7	8	0	0	0	0	22	0	0	0	0	0	0	0	22	0	0	0	0	0	0	0	0	0	0	0	
CFC #15 Child & Family Connections, Services of Will, Grundy, & Kankakee Counties, Inc., 2300 Glenwood Ave, Joliet, IL 60435 - Rachel Cimino																													
ASQ	81	0	1	0	45	35	0	1	80	0	0	1	0	0	0	0	0	0	0	17	63	0	0	0	0	0	0	0	
ASQ-3	134	0	0	2	52	68	12	6	128	0	0	0	0	0	0	0	0	0	0	10	55	40	1	0	0	0	22		
ASQ:SE	34	0	0	2	21	10	1	6	28	0	0	0	0	0	0	0	0	0	0	1	5	0	0	0	0	0	22		
BRIG	35	0	0	1	16	18	0	7	28	0	0	0	0	0	0	0	0	0	0	0	27	0	0	0	0	0	1		
DIAL	81	0	1	0	45	35	0	1	80	0	0	1	0	0	0	0	0	0	0	17	63	0	0	0	0	0	0		
DIAL-4	270	0	0	48	124	97	1	40	230	0	0	0	0	0	0	0	0	0	0	71	138	8	0	0	12	0	1		
CFC #16 Child & Family Connections, 201 W Springfield Ave, Ste 508 & 509, Champaign, IL 61820 - Chris Johnson																													
ASQ-3	1	0	0	1	0	0	0	0	1	0	0	0	1	0	0	0	0	0	0	0	0	0	0	0	0	0	0		
DIAL-4	209	0	0	0	113	96	0	2	207	0	0	0	0	0	0	0	0	0	0	32	143	0	27	0	0	0	5		
CFC #17 Child & Family Connections, ROE of Adams/Pike Counties, 510 Maine St, Ste 615, Quincy, IL 62301 - Kara Hoffman																													
DIAL	205	0	0	13	88	96	5	150	55	21	0	6	0	1	0	0	0	0	0	4	6	0	0	0	0	0	48		
CFC #20 Child & Family Connections, Community Support Systems, 1901 S 4th St, Ste 209, Effingham, IL 62401 - Rita Wahl																													
DAYC-2	3	0	0	1	1	0	0	0	3	0	0	0	0	2	0	0	0	0	0	0	1	0	0	0	0	0	0		
CFC #21 Child & Family Connections, Regional Office of Education #13, 4 Eagle Center, Ste 4, O'Fallon, IL 62269 - Terri Kampwerth																													
DIAL-4	13	0	0	3	4	6	0	3	10	0	0	1	0	0	0	0	0	0	0	3	0	10	0	0	0	0	0		
CFC #22 Child & Family Connections, Regional Office of Education #13, 660 W Noleman St, Centralia, IL 62801 - Nicole Van Hise																													
BRIG	62	0	0	0	16	46	0	41	21	0	0	17	0	0	0	0	0	0	0	1	0	0	0	0	0	0	20		
CFC #24 Child & Family Connections, Archway, Inc., 2751 W Main, PO Box 1180, Carbondale, IL 62901-1180 - Lindsay Baskin																													
ASQ	11	4	2	5	0	0	0	11	0	0	0	0	0	0	0	0	0	0	0	0	0	0	0	0	0	0	0		
ASQ-3	71	9	7	8	17	30	0	0	71	0	0	0	0	0	0	0	24	1	22	23	0	47	0	0	0	0	0		
ASQ:SE-2	71	9	7	8	17	30	0	0	71	0	0	0	0	0	0	0	24	1	22	23	0	47	0	0	0	0	0		
BRIG	166	4	2	5	87	68	0	145	21	0	0	3	0	0	0	0	0	0	0	1	0	0	0	0	0	0	20		
BRIG-3	1	0	1	0	0	0	0	0	1	0	0	0	1	0	0	0	0	0	0	0	0	0	0	0	0	0	0		

Screenings Reported by CFC/CPS/DCFS and Screening Tools Utilized / FY2022-Q1

Screening Tool	Total Screened	Screenings of Children involved with DCFS																																	
		Ages (in Months)							Not Referred	Total Referred	In Intact Family Services			Children of Teen Wards			In Foster Care			# of Children Ages 0 to 3 Referred to								# of Children Ages 3 to 5 Referred to							
		0-11	12-23	24-35	36-47	48-60	61+	EI	LEA (ECSE)	EHS	PI (center-based)	Child Care Program	HV	Other Services	Multiple Services	Rescreening	LEA (ECSE)	PFA	HS	Child Care Program	HV	Other Services	Multiple Services	Rescreening											
Hearing	11	4	2	5	0	0	0	11	0	0	0	0	0	0	0	0	0	0	0	0	0	0	0	0	0	0	0	0	0	0	0				
CFC #25	Child & Family Connections, Options & Advocacy for McHenry Co., 365 Millennium Dr, Ste A, Crystal Lake, IL 60012 - Susan Beckman																																		
ASQ-3	31	0	0	0	16	15	0	21	10	0	0	0	0	0	0	0	0	0	0	0	0	0	0	0	0	0	0	0	0	0	10				