

TO: Kristina Doan, ISBE  
Ann Freiburg, IDHS  
Colleen Cunningham, IDHS  
Jennifer Grissom, IDHS  
All CFC Managers  
Andria Goss, Cook County DCFS  
Davette Clark-Johnson, CPS  
Kelsey Badger, Erikson Institute's DCFS Intact Program  
Allison Lowe-Fotos, Ounce of Prevention Fund  
Carmen Garcia, Ounce of Prevention Fund  
Karen Berman, Ounce of Prevention Fund  
Kayla Goldfarb, Ounce of Prevention Fund

DATE: April 8, 2022

RE: FY 2022 Q2 Developmental Screening Report

Enclosed within are Child Find developmental screening reports and maps reflecting the number of children reported as screened from July 1, 2021 through December 31, 2021 throughout the State of Illinois. Please note that IDHS County Health Department (CHD) data is *not* included. When available, it will be located at <http://www.dhs.state.il.us/page.aspx?item=33422>. We hope to reintegrate this data going forward.

#### TABLE OF CONTENTS

Narrative .....	2
Sample Form .....	4
Directions for Completing Form .....	5
Data Mappings .....	8
Screenings Reported by ZIP Code .....	14
Screenings Reported by Month .....	24
Screenings Reported by Agencies Represented .....	29
Screenings Reported by Screening Tool Utilized .....	31

This report, as well as reports reflecting prior years, is made publicly available on our website at <https://www.childfind-idea-il.us/Screening.aspx>. If you have any questions or concerns about the enclosed information, please feel free to reach out via the contact form on our website at <https://www.childfind-idea-il.us/Contact.aspx> or call (800) 851-6197, option 2.

Best Regards,



Denise Stricklin  
Child Find Project Coordinator

## Child Find Project Data Collection Mappings

### *Background*

Since 1998, the Illinois State Board of Education (ISBE) has operated the Child Find Project (Child Find), funded through Individuals with Disabilities Education Act Part B, Preschool Discretionary funds to develop and disseminate public awareness materials to Local Education Agencies (LEAs), Special Education Cooperatives, and the Child and Family Connections (CFC) offices.

The Child Find Project, managed by a single Program Coordinator, collects data on the number and location of developmental screenings taking place across Illinois for children between 0 to 5 years of age. A developmental screening is the use of screening tools to track the development of young children across multiple domains. Child Find receives:

- Data from the 25 CFC sites across Illinois. CFCs are the system point of entry for Early Intervention under the Illinois Department of Human Services (IDHS), and are required to report data to Child Find. CFCs receive data from local school districts, with the exception of Chicago Public School (CPS) District #299, where data is reported directly to Child Find.
- Quarterly data on screenings from all health departments reporting to IDHS, which is obtained from the Cornerstone data entry system (Cornerstone).
- Department of Children and Family Services (DCFS) Cook County for children birth to five who are in care. These screenings are conducted by Erikson Institute (Erikson) /DCFS Early Childhood developmental specialists or by the DCFS Integrated Assessment program.
- Monthly data from Erikson/ DCFS Early Childhood Intact Program for Cook, Northern, Central and Southern regions. Erikson/DCFS Early Childhood developmental specialists administer developmental screenings to children ages birth through three entering the foster care system in Cook County and coordinates assessments statewide. The data is not separated by zip codes but reported by the four DCFS regions.

Through the support of the Early Learning Council, the *0-5 Child Find Screening Data Collection Form* (Data Collection Form) used by reporting entities was updated in 2016 in an effort to gather improved information on referral counts, screening tools used, type of reporting program/entity and the type of referral. Among these improvements, a new field was added to include the zip code of locations performing developmental screenings. The inclusion of this field allows for the mapping of portrays where screenings occur, identify potential gaps in reporting and referrals and make the data useful for stakeholders.

### *Mappings*

Child Find has partnered with the Illinois Early Childhood Asset Map (IECAM) to display, through geo-mapping, where developmental screenings are occurring as reported on the Data Collection Form. Developed in 2006, IECAM is funded by ISBE and the IDHS to provide information on existing services, the demographics of young children and their families, and state resources that serve young children. Child Find provides quarterly reports to IECAM which in turn provides mappings on 0-5 Child Find Screenings:

- Total Screened by CFC region
- Total Referred by CFC region

- Total Screened by Zip Code
- Total Referred by Zip Code

#### *Limitations and exclusions*

There is no data system to support unduplicated, disaggregated child level data collection, but the addition of the zip code field draws a broader picture of screenings occurring in the state. Even with the stated improvements to the Data Collection Form, limitations remain:

- Reporting to CFCs is voluntary and reporting entities include: school districts, Local Education Agencies (LEAs), Special Education Cooperatives, Regional Offices of Education, child care providers, Head Start/Early Head Start, Home Visiting programs, Early Intervention providers, health departments, health care providers, DCFS, IDHS Family Case Management, multi-funded programs, and Women, Infants and Children.
- CFCs 8, 9, 10 and 11 serve the City of Chicago but do not conduct screening events – Chicago Public Schools (CPS) #299 coordinates all screenings in these regions. It is up to CPS to report the screenings conducted, and data is not broken down by CFC region or even zip code.
- Reporting entities submit data manually through paper forms. CFCs vary greatly in the frequency and method of reporting data to Child find: Some CFCs email forms to the Project Coordinator as forms are received and other CFCs collect forms throughout a quarter before submitting them all at once via US Mail or fax.
- Delayed reporting from entities to CFCs impacts the timeliness of data to Child Find. CFCs do not all report information to Child Find in regular intervals.
- Data collection is time consuming and complex for both reporting entities and CFCs. Data is often inconsistent and unreliable because not all relevant fields are completed and mathematical miscalculations are recorded in fields. As of May 1, 2018, Child Find is piloting an electronic data collection system with two CFCs. This system would notify reporting entities when a mistake has been entered, prompting a correction before data submission is allowed.
- IDHS does not report data on developmental screenings by zip code. Rather, quarterly Cornerstone data is reported to Child Find in an aggregate format. This constitutes a significant sector of data that cannot be mapped.
- The data is not available in real-time but delayed by at least one quarter.
- The zip code on the Data Collection Form refers to where the screening occurred, not necessarily the home zip code of the children receiving the screening.

Even with limitations, the mappings make the data transparent and provides utility for stakeholders as a quality improvement process. As state agencies, programs, and communities continue to employ developmental screenings as a tool to support children's development and school readiness, these mappings visually display areas in the state that might be underreporting screenings and need additional supports to increase screenings and referrals. Further, the wide dissemination of the mappings raise awareness of Child Find which may lead to better reporting by both entities and CFCs. Additional fields were added to the Data Collection Form beyond the zip code and future mappings are possible in the future.

# 0-5 CHILD FIND SCREENING DATA COLLECTION FORM

Please refer to the directions when completing this form.

## SECTION I: IDENTIFYING INFORMATION

Current Date: _____	Month/Year of Screenings: _____	CFC Submitting Form: _____
Name of Screening Agency: _____		
Type of Program/Entity <sup>1</sup> : _____	Zip Code of Locations of Screenings: _____	
Screening Tool(s) used: _____		
Contact Person's Name: _____	Phone Number: _____	
Email Address: _____		

If the screening was part of a shared screening event, please check the following box: ☐

## SECTION II: SCREENING INFORMATION

<b>Report Totals</b>								
Total Children Screened	Age 0-11 months	Age 12-23 months	Age 24-35 months	Age 36-47 months	Age 48-60 months	Age 61+ months	Not Referred	Total Referred

<b>Screenings of Children involved with DCFS</b>		
# of Children in Intact Family Services Screened	# of Children of Teen Wards Screened	# of Children in Foster Care Screened

## SECTION III: SCREENING RESULTS – REFERRAL COUNTS<sup>2</sup>

<b>Report Totals for Children Ages 0 – 35 Months</b>								
# Referred to EI	# Referred to LEA (ECSE)	# Referred to EHS	# Referred to PI (center-based)	# Referred to Child Care Program	# Referred to HV	# Referred to Other Services	# Referred to Multiple Services	# Referred for Rescreening

<b>Report Totals for Children Ages 36 – 60 Months</b>							
# Referred to LEA (ECSE)	# Referred to PFA	# Referred to HS	# Referred to Child Care Program	# Referred to HV	# Referred to Other Services	# Referred to Multiple Services	# Referred for Rescreening

Please fax or email completed form(s) by \_\_\_\_\_ (insert timeframe) to your local Child and Family Connections (CFC) office at the following contact information: \_\_\_\_\_.

You may find your local CFC office by going to the Illinois Department of Human Services office locator at [www.dhs.state.il.us](http://www.dhs.state.il.us). If you have questions regarding this form, please contact the Child Find Project at 1-800-851-6197.

<sup>1</sup> Child Care Provider (CC), Head Start/Early Head Start (HS/EHS), Home Visiting (HV), Multi-Funded Program (MFP), Child and Family Connections (CFC), School District or Local Education Agency (LEA), Early Intervention (EI) Provider, Health Department (HD), Health Care Provider (HC), Women, Infants and Children (WIC), Illinois Department of Children and Family Services (DCFS) or Family Case Management (FCM).

<sup>2</sup> The following are abbreviations used in SECTION III: EI = Early Intervention; EHS = Early Head Start; PI = Prevention Initiative; HV = Home Visiting; PFA = Preschool for All; and HS = Head Start.

## **DIRECTIONS FOR COMPLETING 0-5 CHILD FIND SCREENING, REPORTING AND DATA COLLECTION FORM**

The Illinois State Board of Education (ISBE) operates the Child Find Project (the “Project”). The Project is funded through IDEA Part B, Preschool Discretionary funds to develop and disseminate public awareness materials to Local Education Agencies (LEAs), Special Education Cooperatives, and the Child and Family Connections (CFC) offices. One activity of the Project is to collect data on the number and location of developmental screenings taking place across the State of Illinois for children between 0 and 5 years of age. The purpose of the 0-5 Child Find Screening, Reporting and Data Collection Form (the “Form”) is the collection of said data by the Project. If your program administers developmental screenings, you should report screening data to the Project using the Form. This applies to developmental screenings only and not to other types of screenings, such as those for vision or hearing. Agencies are required to complete each section of the Form.

The following are certain definitions that may be useful when completing the Form:

**Health Department** – A certified public health department of a county or the City of Chicago that strives to meet the public health needs of its jurisdiction.

**Health Care Provider** – A primary care physician, clinic, etc.

**Home Visiting** – A voluntary program serving pregnant women and children up to the age of 5 that promotes positive parenting practices and builds healthy parent-child relationships, which makes them an essential strategy for reducing child abuse and neglect, improving health outcomes for mothers and children, and increasing school readiness. Home visiting services use evidence-based, intensive, outcome-driven models that promote parent-child attachment; provide developmental screening, monitoring, and referrals; and provide linkages to community resources and services. Additional information pertaining to home visiting in Illinois can be found at <http://www.igrowillinois.org/>.

**Multi-Funded Program** – A program receiving separate funds from two or more program funding streams that are integrated or blended in order to pay for total program expenditures.

### **SECTION I: IDENTIFYING INFORMATION**

This information allows the tracking of locations of screenings that occur, what programs or entities are involved in screenings, at what frequency screenings occur in a particular area, and who participates in screening activities.

**Current Date** – Insert the date the screening form is completed.

**Month/Year of Screening** – For cumulative reporting, insert the month and year the screenings took place.

**CFC Submitting Form** – CFCs should insert their CFC #, if a CFC is submitting a completed form.

**Name of Screening Agency** – Insert the name of the agency or provider undertaking the screening. Please note that such an agency or provider may include, but is not limited to, the following: Child Care Provider (CC); Head Start/Early Head Start (HS/EHS); Home Visiting (HV); Multi-Funded Program (MFP); Child and Family Connections (CFC); School District or Local Education Agency (LEA); Early Intervention (EI) Provider; Health Department (HD); Health Care Provider (HC); Women, Infants and

Children (WIC); Illinois Department of Children and Family Services (DCFS); or Family Case Management (FCM).

*This information is gathered for data collection purposes only. If the screening is a joint effort between two or more CFCs or two or more school districts, indicate all CFCs and school districts involved in the joint effort, in order to show the area in which screenings are taking place. If a joint screening takes place with a CFC and a school district, the screenings will be attributed to the CFC or school district based on the ages of the children screened. Separate reports may be submitted if easier on reporting entities.*

**Type of Program/Entity** – Insert the type of program or entity that describes the Screening Agency. Options include the following: Child Care Provider (CC); Head Start/Early Head Start (HS/EHS); Home Visiting (HV); Multi-Funded Program (MFP); Child and Family Connections (CFC); School District or Local Education Agency (LEA); Early Intervention (EI) Provider; Health Department (HD); Health Care Provider (HC); Women, Infants and Children (WIC); Illinois Department of Children and Family Services (DCFS); or Family Case Management (FCM).

**Zip Code of the Locations of Screenings** – Identify the zip code of the location of the screening event. One form should be submitted per event, as such, only one zip code should be entered here.

**Screening Tool** – Identify name of Developmental Screening tool(s) administered (e.g., ASQ3, ASQ-SE, DIAL, Brigance, other) by listing all that apply on the Form. Do not include other screenings performed such as Vision, Hearing, etc.

**Contact Person (Name, Phone Number and Email Address)** – Insert the name, telephone number and email address of the individual in charge of the screening session.

**Name of Agency** – List agency(ies) or individual provider(s) conducting the screening activity(ies), if screening event is community-wide or a joint-effort.

## **SECTION II: SCREENING INFORMATION**

This information allows the tracking of the number of children screened and their age at the time of screening. Please note that the data for Section II refers to the total number of children screened (and is not separated out by zip codes as in Section I above).

**Total Children Screened** – Total number of children screened during event of cumulative monthly report.

**Age 0-61+ Months** – In the appropriate box, indicate the number of children by age who were screened.

**Not Referred** – Children who were screened but no referral was needed.

**Total Referred** – Children who were screened and a referral was needed.

The “Total Children Screened” count in Section II of the Form should equal the number of children referred *plus* the number of children not referred.

For purposes of the Form, a **Referral** occurs when a provider completes a screening and provides

information on how to connect families to a service provider that can meet the child and family's needs as indicated on the screening. Guidance on *referring families* may be found at the websites for (i) ExceleRate Illinois (including, the following link: <http://www.exceleRateillinoisproviders.com/docman/resources/91-three-steps-to-screening/file>) and (ii) U.S. Department of Health and Family Services—Office of Administration for Children and Families for *Birth to 5: Watch Me Thrive!* (including, the following link: [https://www.acf.hhs.gov/sites/default/files/ece/ece\\_providers\\_guide\\_march2014.pdf](https://www.acf.hhs.gov/sites/default/files/ece/ece_providers_guide_march2014.pdf))

For purposes of data related to the screenings of children involved with DCFS (which is collected in the second table in Section II), please note the following:

**# of Children in Intact Family Services Screened** – refers to the number of children screened who are involved with DCFS but are not in DCFS protective custody and are residing with their families as part of DCFS's Intact Families program.

**# of Children of Teen Wards Screened** – refers to the number of children screened whose parents are wards of DCFS.

**# of Children in Foster Care Screened** – refers to the number of children screened who are in DCFS care and residing with a foster family.

### **SECTION III: SCREENING RESULTS – REFERRAL COUNTS**

The information submitted here allows the tracking of referrals made for children ages 0-35 months and 36-50 months.

Indicate the number of children referred for further evaluation in the appropriate referral count box identified. If a referral type is not listed, please indicate the name of the agency(ies) receiving referral(s) and the number of children involved. Please note that the numbers used in Section III will overlap and will not always match-up to the number used in the category of "Total Referred" in Section II above.

**# Referred to Other Services** – Indicate the number of children referred to community based programs/agencies (i.e., speech, hearing, vision).

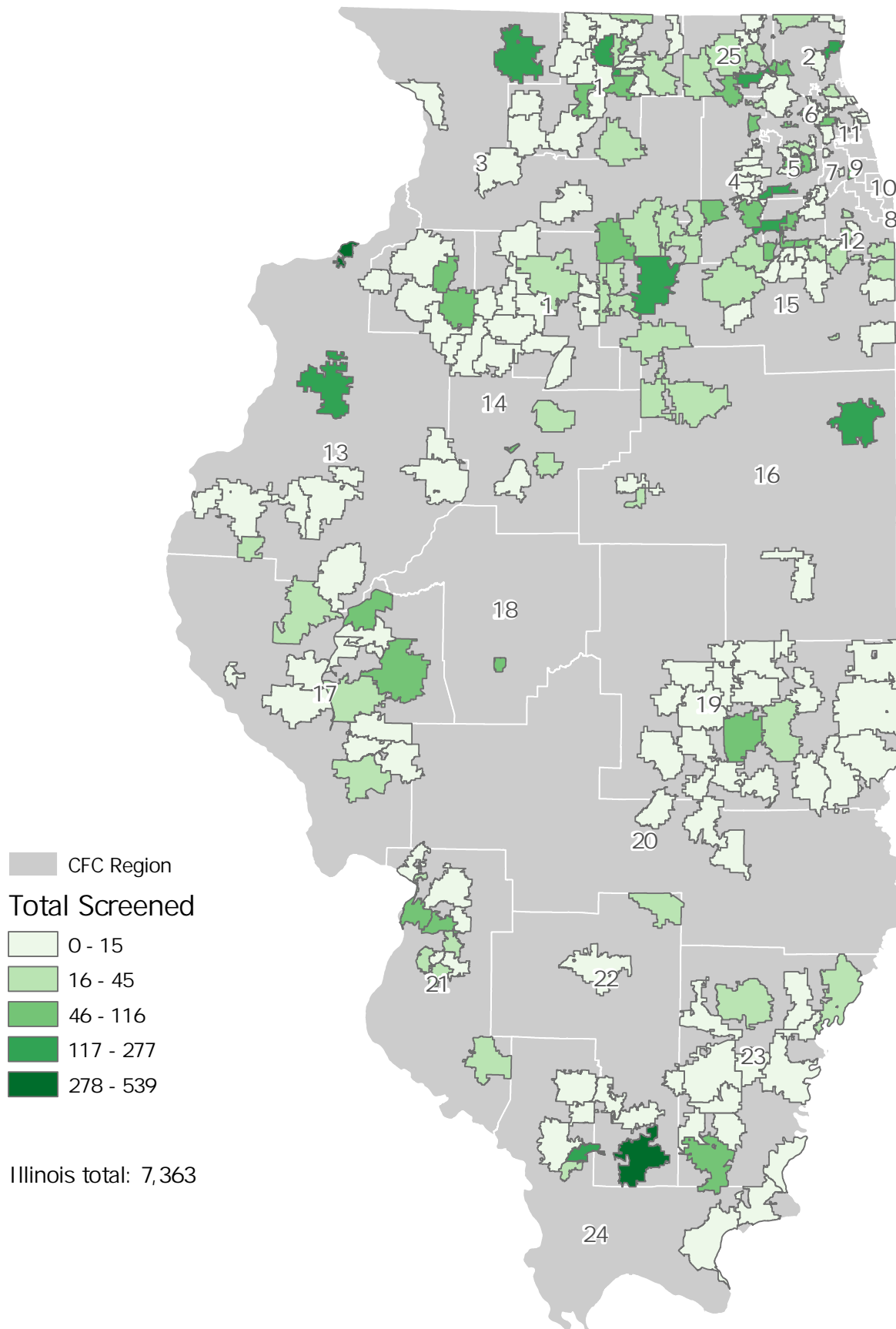
**# Referred for Rescreening** – Indicate the number of children who did not score a concern on the screening, but are determined to benefit from a repeat screening at a later date (due to parent report of functioning variance, unable to screen, other concerns screener may have, etc.).

**# Referred to Multiple Services** – If more than one of the other categories in this Section III has been checked, then also check "Referred for Multiple Services". *Please note that some children may be referred to multiple services and we want to know how many children present like that.*

Please **fax or email** completed reports to the local Child and Family Connections (CFC) office, attention Local Interagency Council (LIC) Coordinator. The LIC Coordinator is responsible for collecting all 0-5 Screening Collection forms relating to screening activities for children 0-5 years of age occurring in the service area. These reports are forwarded monthly to the State's Child Find Project Coordinator for statewide analysis and data compilation.

# Child Find Screening FY2022, Q2

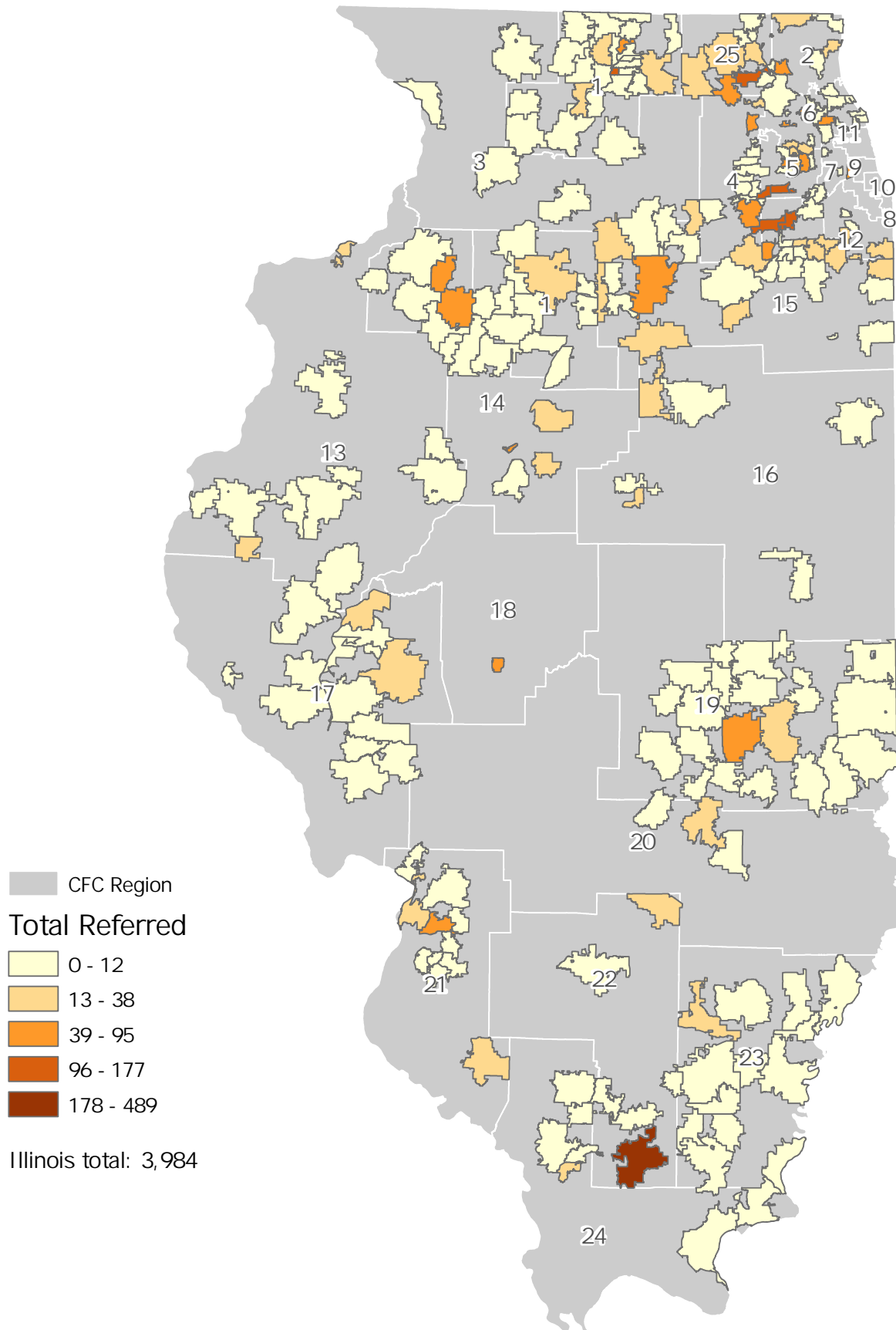
## Total children birth through 5 years old screened, zip code





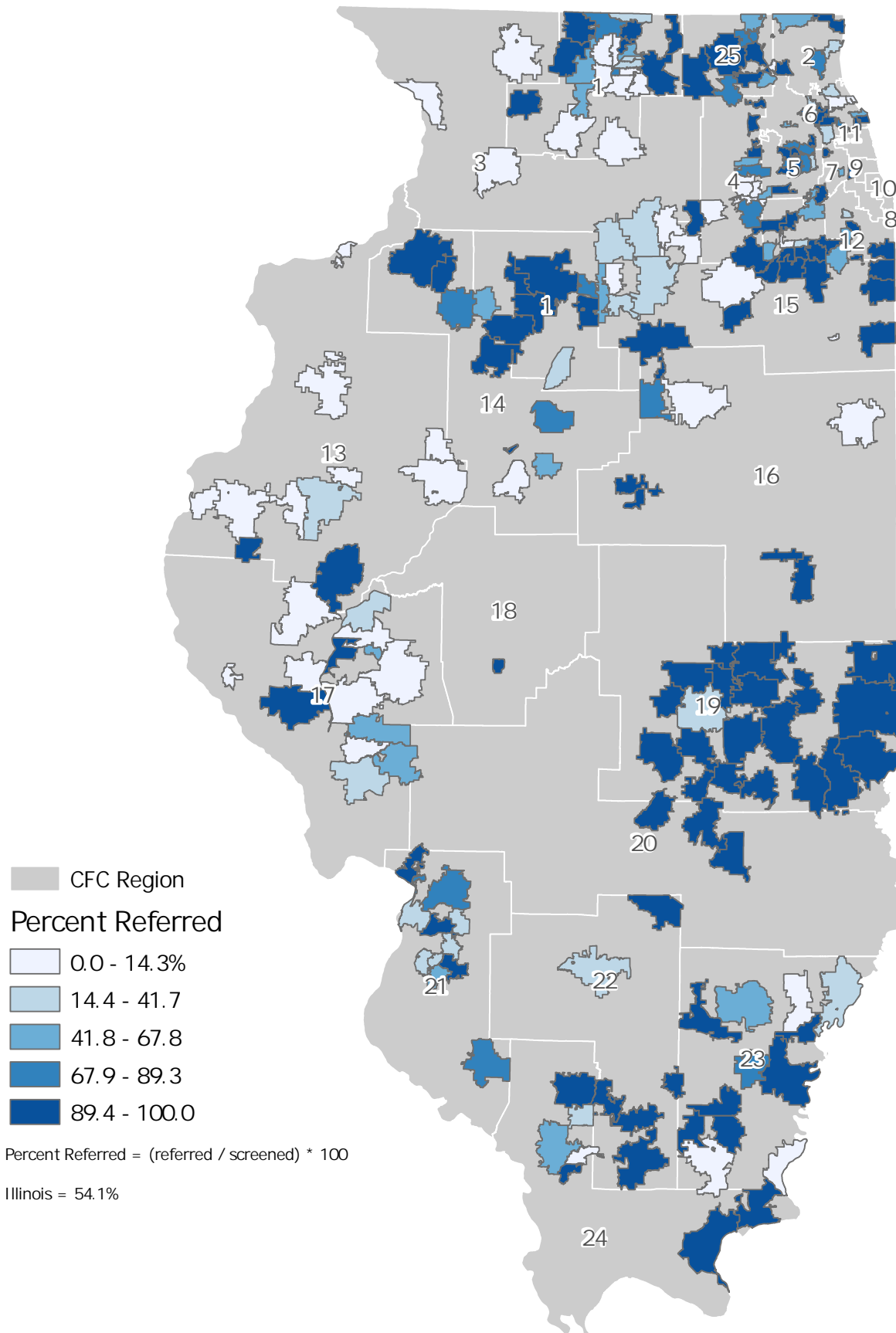
# Child Find Screening FY2022, Q2

## Total children birth through 5 years old referred, zip code



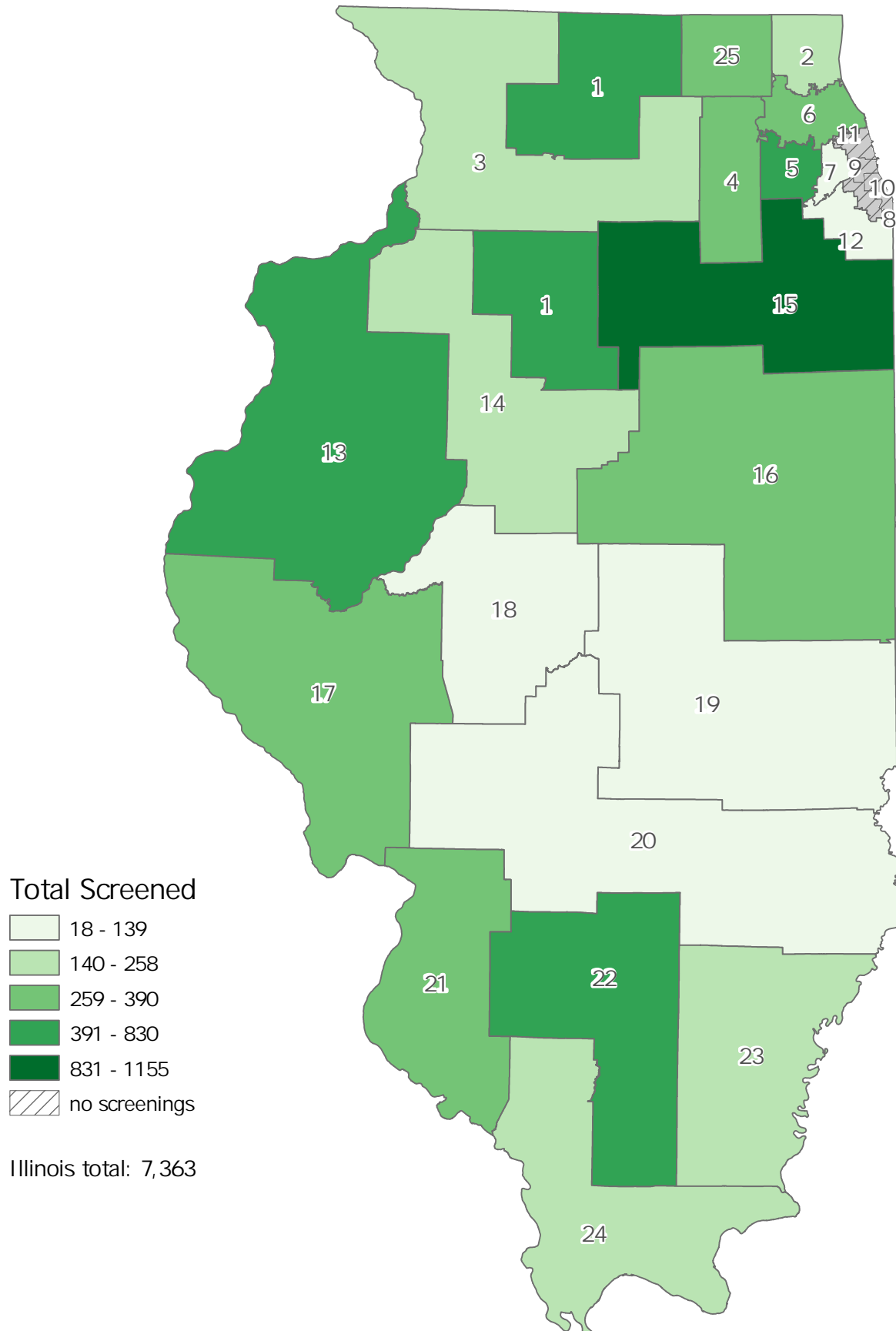
# Child Find Screening FY2022, Q2

## Percent children referred, zip code



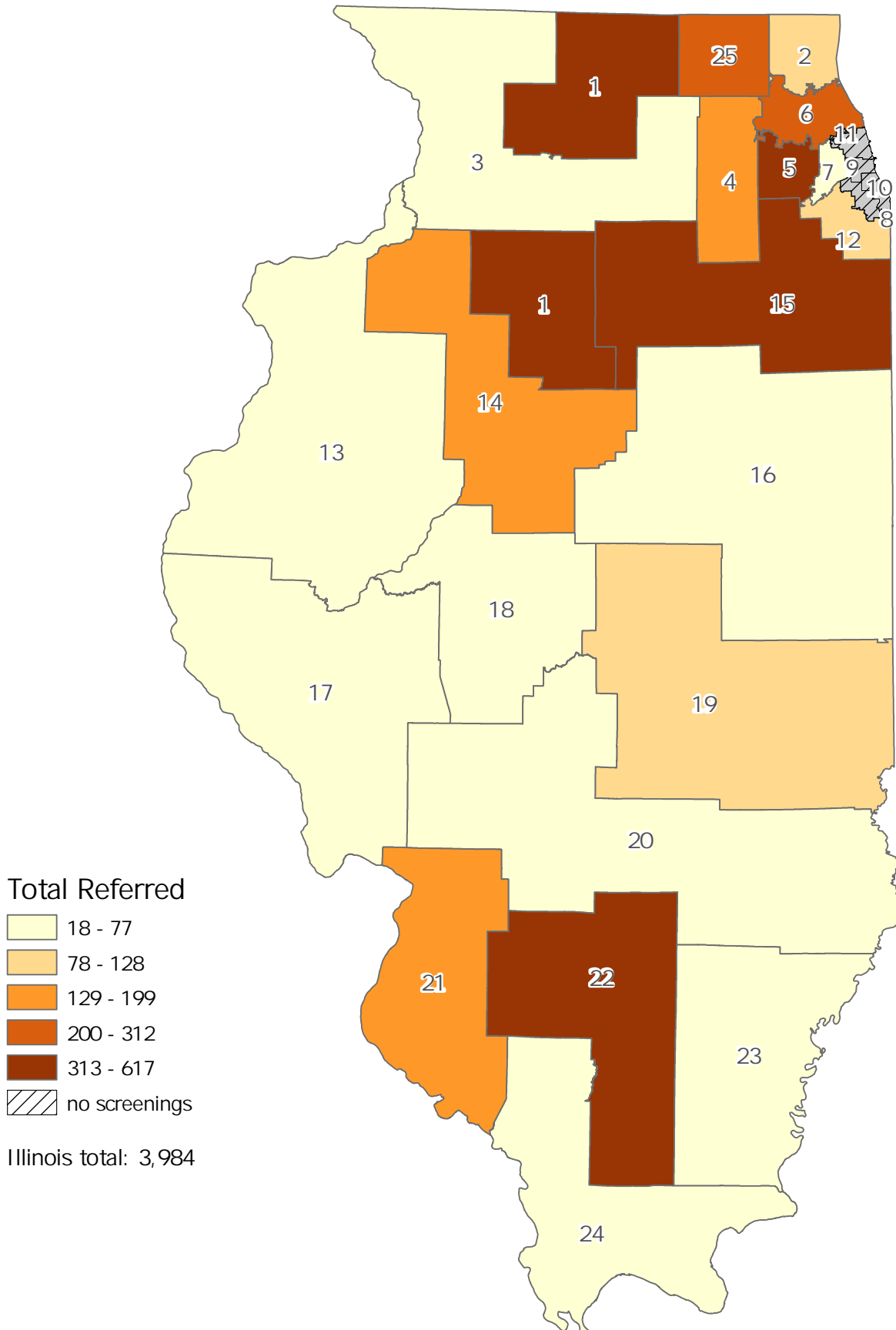
# Child Find Screening FY2022, Q2

## Total children birth through 5 screened, CFC region

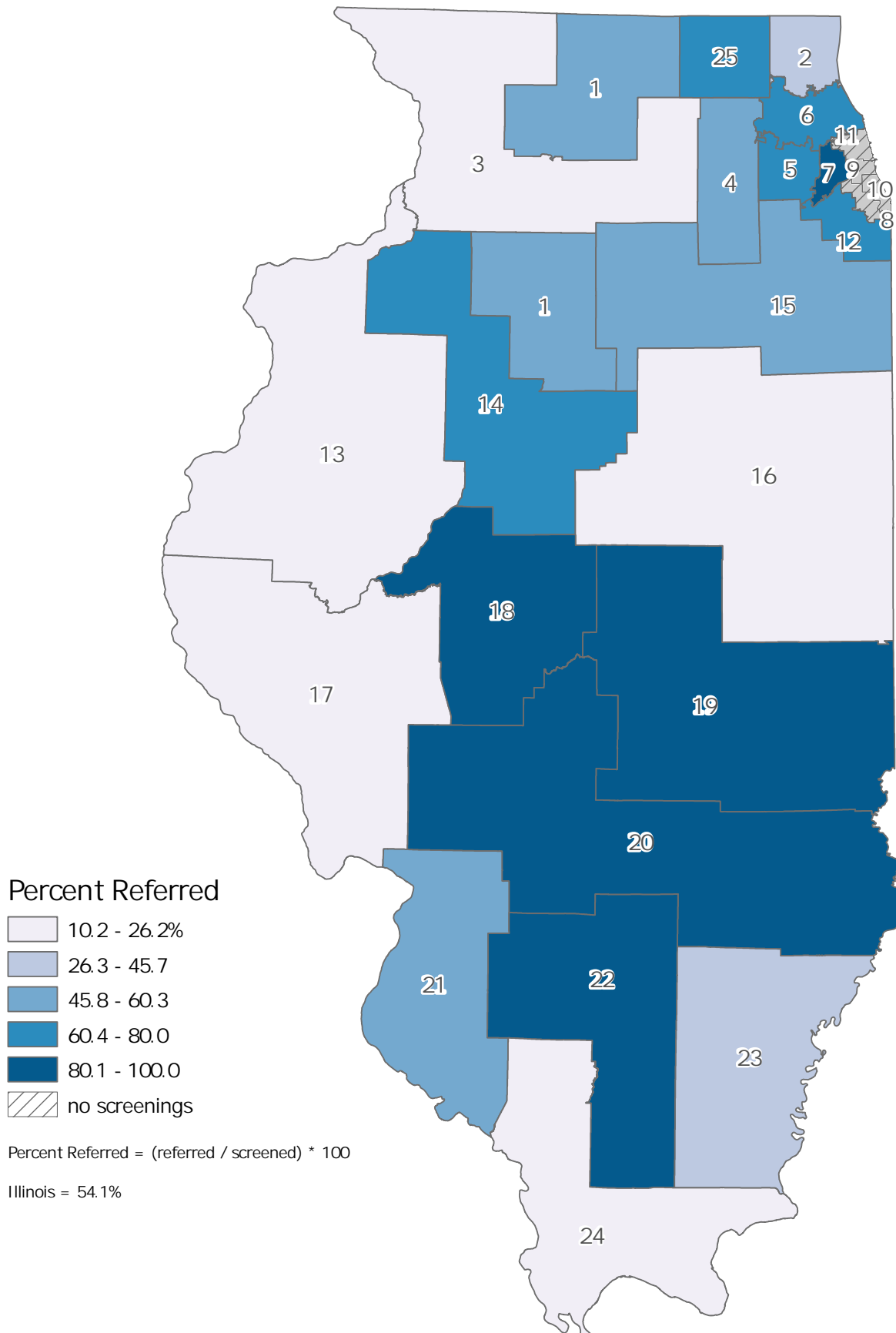


# Child Find Screening FY2022, Q2

## Total children birth through 5 referred, CFC region



Child Find Screening FY2022, Q2  
Percent children referred, CFC region



## Screenings Reported by CFC/CPS/DCFS and ZIP / FY2022 Q2

Zip Code	Total Screened	Ages (in Months)							Not Referred	Total Referred	Screenings of Children involved with DCFS			# of Children Ages 0 to 3 Referred to										# of Children Ages 3 to 5 Referred to								Sub-Totals	
		0-11	12-23	24-35	36-47	48-60	61+	In Intact Family Services			Children of Teen Wards	In Foster Care	LEA EI	PI (ECSE)	Child Care Program	Other HV	Multiple Services	Rescreening	LEA (ECSE)	PFA	Child Care Program	Other HV	Multiple Services	Rescreening	Ages 0-35 mos.	Ages 36-61+ mos.							
CFC #01 Child & Family Connections, Youth Services Network, Inc., 107 North 3rd Street, Rockford, IL 61107 - Dee Dee Lowery																																	
61008	36	0	0	0	6	30	0	0	36	0	0	0	0	0	0	0	0	0	0	0	0	1	0	0	0	0	36	1	0	0	36		
61010	57	0	0	0	34	23	0	23	34	2	0	0	0	0	0	0	0	0	0	0	5	29	0	0	0	0	0	0	0	0	57		
61012	11	0	0	1	6	4	0	0	11	0	0	0	0	1	0	0	0	0	0	0	0	9	0	0	0	0	0	0	1	1	10		
61016	1	0	1	0	0	0	0	1	0	0	0	0	0	0	0	0	0	0	0	0	0	0	0	0	0	0	0	0	1	0	0		
61024	2	0	0	0	2	0	0	0	2	0	0	0	0	0	0	0	0	0	0	0	0	0	0	0	0	0	0	0	2	0	2		
61030	8	0	0	2	4	2	0	0	8	0	0	0	0	2	0	0	0	0	0	0	0	5	0	1	0	0	0	0	2	0	6		
61061	1	0	0	0	1	0	0	1	0	0	0	0	0	0	0	0	0	0	0	0	0	0	0	0	0	0	0	0	0	0	1		
61063	1	0	0	0	0	1	0	0	1	0	0	0	0	0	0	0	0	0	0	0	0	0	0	0	0	1	0	0	0	0	1		
61064	0	0	0	0	0	0	0	0	0	0	0	0	0	0	0	0	0	0	0	0	0	0	0	0	0	0	0	0	0	0	0		
61068	23	0	0	0	22	1	0	20	3	0	0	0	0	0	0	0	0	0	0	0	3	0	0	0	0	0	0	0	0	0	23		
61072	4	0	0	0	1	3	0	1	3	0	0	0	0	0	0	0	0	0	0	0	2	1	0	0	0	0	0	0	0	0	4		
61073	4	0	0	0	1	3	0	0	4	0	0	0	0	0	0	0	0	0	0	0	4	0	0	0	0	0	0	0	0	0	4		
61079	0	0	0	0	0	0	0	0	0	0	0	0	0	0	0	0	0	0	0	0	0	0	0	0	0	0	0	0	0	0	0		
61080	16	0	0	1	8	7	0	13	3	0	0	0	0	0	0	0	0	0	0	0	1	2	0	0	0	0	0	0	1	15			
61084	0	0	0	0	0	0	0	0	0	0	0	0	0	0	0	0	0	0	0	0	0	0	0	0	0	0	0	0	0	0	0		
61088	11	0	0	0	7	4	0	5	6	0	0	0	0	0	0	0	0	0	0	0	6	0	0	0	0	0	0	0	0	0	11		
61101	161	9	8	15	46	63	20	146	15	2	0	3	1	0	0	0	0	0	0	0	3	0	0	0	0	0	0	6	32	129			
61102	8	2	4	2	0	0	0	7	1	0	0	0	1	0	0	0	0	0	0	0	0	0	0	0	0	0	0	0	8	0			
61103	16	4	2	8	2	0	0	14	2	0	0	0	1	0	0	0	0	0	0	0	0	0	0	0	0	0	0	0	14	2			
61104	172	7	5	10	82	55	13	38	134	9	0	6	1	0	0	0	0	0	0	0	11	132	32	0	0	0	93	53	22	150			
61107	13	4	3	4	2	0	0	10	3	1	0	0	3	0	0	0	0	0	0	0	0	0	0	0	0	0	0	0	11	2			
61108	20	5	5	10	0	0	0	19	1	0	0	0	0	0	0	0	0	0	0	0	0	0	0	0	0	0	0	0	20	0			
61109	78	20	27	29	2	0	0	76	2	0	0	0	2	0	0	0	0	0	0	0	0	0	0	0	0	0	0	0	76	2			
61111	11	1	1	6	2	1	0	6	5	0	0	0	0	0	0	0	0	0	0	0	0	0	0	0	0	0	0	2	8	3			
61112	0	0	0	0	0	0	0	0	0	0	0	0	0	0	0	0	0	0	0	0	0	0	0	0	0	0	0	0	0	0			
61114	5	0	2	3	0	0	0	4	1	0	0	0	1	0	0	0	0	0	0	0	0	0	0	0	0	0	0	0	5	0			
61115	74	4	5	5	40	17	3	7	67	0	0	1	2	0	0	10	0	0	0	0	15	37	0	0	0	0	0	3	14	60			
61235	0	0	0	0	0	0	0	0	0	0	0	0	0	0	0	0	0	0	0	0	0	0	0	0	0	0	0	0	0	0			
61238	0	0	0	0	0	0	0	0	0	0	0	0	0	0	0	0	0	0	0	0	0	0	0	0	0	0	0	0	0	0			
61254	2	2	0	0	0	0	0	0	2	0	0	0	0	0	0	0	2	0	0	0	0	0	0	0	0	0	0	0	2	0			
61273	0	0	0	0	0	0	0	0	0	0	0	0	0	0	0	0	0	0	0	0	0	0	0	0	0	0	0	0	0	0			
61310	0	0	0	0	0	0	0	0	0	0	0	0	0	0	0	0	0	0	0	0	0	0	0	0	0	0	0	0	0	0			
61314	0	0	0	0	0	0	0	0	0	0	0	0	0	0	0	0	0	0	0	0	0	0	0	0	0	0	0	0	0	0			

## Screenings Reported by CFC/CPS/DCFS and ZIP / FY2022 Q2

Zip Code	Total Screened	Screenings of Children involved with DCFS																												Sub-Totals						
		Ages (in Months)						Not Referred	Total Referred	In Intact Family Services			Children of Teen Wards			In Foster Care			# of Children Ages 0 to 3 Referred to								# of Children Ages 3 to 5 Referred to								Ages 0-35 mos.	Ages 36-61+ mos.
										0-11	12-23	24-35	36-47	48-60	61+	LEA EI	LEA (ECSE)	EHS	PI (center-based)	Child Care Program	HV	Other Services	Multiple Services	Rescreening	LEA (ECSE)	PFA	HS	Child Care Program	HV	Other Services	Multiple Services	Rescreening				
61326	1	0	0	0	1	0	0	0	1	0	0	0	0	0	0	0	0	0	0	0	0	0	0	0	0	0	0	0	0	0	1	0	1			
61345	5	0	0	0	1	4	0	2	3	0	0	0	0	0	0	0	0	0	0	0	0	0	0	0	0	0	3	0	0	0	0	5				
61356	20	4	5	7	0	4	0	0	20	0	0	0	0	0	0	0	13	3	0	0	0	4	0	0	0	0	0	0	0	0	16	4				
61362	12	0	0	0	8	4	0	3	9	0	0	0	0	0	0	0	0	0	0	0	0	9	0	0	0	0	0	0	0	0	0	12				
61368	1	0	0	1	0	0	0	0	1	0	0	0	0	0	0	0	1	0	0	0	0	0	0	0	0	0	0	0	0	1	0	0				
61376	0	0	0	0	0	0	0	0	0	0	0	0	0	0	0	0	0	0	0	0	0	0	0	0	0	0	0	0	0	0	0	0				
61379	4	0	1	0	3	0	0	0	4	0	0	1	0	0	0	0	1	0	0	0	0	3	0	0	0	0	0	0	0	1	3	0				
61421	5	1	3	1	0	0	0	0	5	0	0	0	0	0	0	0	5	0	0	0	0	0	0	0	0	0	0	0	0	5	0	0				
61434	0	0	0	0	0	0	0	0	0	0	0	0	0	0	0	0	0	0	0	0	0	0	0	0	0	0	0	0	0	0	0	0				
61443	40	11	13	16	0	0	0	0	40	0	0	0	0	0	0	0	40	0	0	0	0	0	0	0	0	0	0	0	0	40	0	0				
61449	0	0	0	0	0	0	0	0	0	0	0	0	0	0	0	0	0	0	0	0	0	0	0	0	0	0	0	0	0	0	0	0				
61483	0	0	0	0	0	0	0	0	0	0	0	0	0	0	0	0	0	0	0	0	0	0	0	0	0	0	0	0	0	0	0	0				
61491	1	0	0	1	0	0	0	0	1	0	0	0	0	0	0	0	1	0	0	0	0	0	0	0	0	0	0	0	0	1	0	0				
61537	0	0	0	0	0	0	0	0	0	0	0	0	0	0	0	0	0	0	0	0	0	0	0	0	0	0	0	0	0	0	0	0				
61540	6	0	0	0	3	2	1	5	1	0	0	0	0	0	0	0	0	0	0	0	1	0	0	0	0	0	0	0	0	0	6	0				
TOTAL	830	74	85	122	284	228	37	401	429	14	0	11	12	3	0	10	0	63	3	0	11	52	231	32	1	0	40	94	68	281	549					

### CFC #02 Child & Family Connections, Lake County Health Department, 3010 Grand Ave, 2nd Floor, Waukegan, IL 60085 - Donna Musser

60002	24	3	9	5	4	3	0	10	14	0	0	0	2	0	0	0	0	9	0	0	0	0	3	0	0	0	0	0	0	17	7
60015	26	0	0	1	13	8	4	16	10	0	0	0	0	1	0	0	0	0	0	0	0	9	0	0	0	0	0	0	0	1	25
60048	5	0	0	0	1	4	0	1	4	0	0	0	0	0	0	0	0	0	0	0	0	0	0	0	0	4	0	0	0	5	
60084	49	0	0	0	22	25	2	2	47	0	0	0	0	0	0	0	0	0	0	0	0	40	0	0	0	7	0	0	0	49	
60085	126	35	44	47	0	0	0	102	24	0	0	0	23	0	0	0	0	1	0	0	0	0	0	0	0	0	0	0	126	0	
60099	13	0	0	0	5	7	1	1	12	0	0	1	0	0	0	0	0	0	0	0	12	0	0	1	0	0	0	0	0	13	
TOTAL	243	38	53	53	45	47	7	132	111	0	0	1	25	1	0	0	0	10	0	0	0	21	43	0	1	0	11	0	0	144	99

### CFC #03 Child & Family Connections, Regional Office of Education for Carroll, Jo Daviess, & Stephenson Co., 27 S State Ave, Ste 101, Freeport, IL 61032 - Angela Hodges

60548	33	0	0	1	11	21	0	0	33	0	0	0	0	1	0	0	0	0	0	0	0	0	32	0	0	0	0	0	0	1	32
61032	190	166	18	3	0	3	0	180	10	0	0	0	1	0	0	0	0	0	0	9	0	0	0	0	0	0	0	0	187	3	
61074	4	2	1	1	0	0	0	4	0	0	0	0	0	0	0	0	0	0	0	0	0	0	0	0	0	0	0	0	4	0	

## Screenings Reported by CFC/CPS/DCFS and ZIP / FY2022 Q2

Zip Code	Total Screened	Ages (in Months)						Not Referred	Total Referred	Screenings of Children involved with DCFS			# of Children Ages 0 to 3 Referred to								# of Children Ages 3 to 5 Referred to								Sub-Totals		
		0-11	12-23	24-35	36-47	48-60	61+			In Intact Family Services	Children of Teen Wards	In Foster Care	EI	LEA (ECSE)	EHS	PI (center-based)	Child Care Program	HV	Other Services	Multiple Services	Rescreening	LEA (ECSE)	PFA	HS	Child Care Program	HV	Other Services	Multiple Services	Rescreening	Ages 0-35 mos.	Ages 36-61+ mos.
61081	13	3	6	4	0	0	0	12	1	1	0	0	1	0	0	0	0	0	0	0	0	0	0	0	0	0	0	0	0	13	0
TOTAL	240	171	25	9	11	24	0	196	44	1	0	0	2	1	0	0	0	0	0	9	0	32	0	0	0	0	0	0	205	35	

### CFC #04 Child & Family Connections, DayOne PACT, 1551 E Fabyan Pkwy, Geneva, IL 60134 - Ellana Mavromatis

60110	40	0	1	0	24	15	0	2	38	0	0	2	0	0	0	0	0	0	0	0	15	21	0	0	0	2	0	0	1	39
60123	53	0	0	0	15	38	0	0	53	0	0	0	0	0	0	0	0	0	0	0	0	53	0	0	0	0	0	0	0	53
60134	11	0	0	0	5	6	0	4	7	0	0	0	0	0	0	0	0	0	0	7	0	0	0	0	0	0	1	0	11	
60174	9	0	0	0	6	3	0	0	9	0	0	0	0	0	0	0	0	0	0	8	0	0	0	0	0	0	1	0	9	
60446	1	1	0	0	0	0	0	1	0	0	0	0	0	0	0	0	0	0	0	0	0	0	0	0	0	0	0	1	0	
60503	1	0	1	0	0	0	0	1	0	0	0	0	0	0	0	0	0	0	0	0	0	0	0	0	0	0	0	1	0	
60504	2	1	0	1	0	0	0	2	0	0	0	0	0	0	0	0	0	0	0	0	0	0	0	0	0	0	0	2	0	
60505	15	4	5	6	0	0	0	15	0	0	0	0	0	0	0	0	0	0	0	0	0	0	0	0	0	0	0	15	0	
60506	7	1	2	4	0	0	0	7	0	0	0	0	0	0	0	0	0	0	0	0	0	0	0	0	0	0	0	7	0	
60510	7	0	0	1	4	2	0	1	6	0	0	0	1	0	0	0	0	0	0	5	0	0	0	0	0	0	1	1	6	
60538	2	1	0	1	0	0	0	2	0	0	0	0	0	0	0	0	0	0	0	0	0	0	0	0	0	0	0	2	0	
60540	1	0	0	1	0	0	0	1	0	0	0	0	0	0	0	0	0	0	0	0	0	0	0	0	0	0	0	1	0	
60542	3	1	0	2	0	0	0	3	0	0	0	0	0	0	0	0	0	0	0	0	0	0	0	0	0	0	0	3	0	
60543	87	0	0	0	44	42	1	25	62	0	0	0	0	0	0	0	0	0	0	12	66	0	0	0	0	29	13	0	87	
60545	53	6	5	11	12	19	0	52	1	0	0	0	0	0	0	0	0	0	0	0	1	0	0	0	0	0	0	22	31	
TOTAL	292	15	14	27	110	125	1	116	176	0	0	2	1	0	0	0	0	0	0	47	141	0	0	0	2	29	16	56	236	

### CFC #05 Child & Family Connections, DayOne PACT, 550 Warrenville Rd, Ste 100B, Lisle, IL 60532 - Marianne McGuire

60101	33	0	0	5	13	15	0	4	29	0	0	0	1	0	0	1	0	0	0	0	5	22	0	0	0	0	0	0	5	28
60108	18	0	0	1	14	3	0	3	15	0	0	0	1	0	0	0	0	0	0	6	7	0	0	0	0	2	0	1	17	
60137	16	7	2	6	1	0	0	0	16	0	0	0	3	0	0	0	0	3	0	9	0	1	0	0	0	0	0	15	1	
60139	14	2	6	6	0	0	0	0	14	0	0	0	3	0	0	0	0	2	0	9	0	0	0	0	0	0	0	14	0	
60148	72	1	6	8	37	20	0	13	59	0	0	0	1	3	0	0	0	1	0	10	19	25	0	0	0	0	0	15	57	
60181	9	0	0	1	4	4	0	7	2	0	0	0	0	1	0	0	0	0	0	1	0	0	0	0	0	0	0	1	8	
60187	79	0	2	9	34	30	4	22	57	0	0	0	6	3	0	0	0	0	0	42	0	2	0	0	0	0	4	11	68	
60188	7	2	2	3	0	0	0	0	7	0	0	0	1	0	0	0	0	1	1	4	0	0	0	0	0	0	0	7	0	
60189	2	1	0	1	0	0	0	0	2	0	0	0	0	0	0	0	0	0	0	2	0	0	0	0	0	0	0	2	0	
60191	10	0	0	0	8	2	0	0	10	0	0	1	0	0	0	0	0	0	0	0	10	0	0	0	0	0	0	0	10	



## Screenings Reported by CFC/CPS/DCFS and ZIP / FY2022 Q2

Zip Code	Total Screened	Ages (in Months)						Not Referred	Total Referred	Screenings of Children involved with DCFS			# of Children Ages 0 to 3 Referred to										# of Children Ages 3 to 5 Referred to								Sub-Totals	
		0-11	12-23	24-35	36-47	48-60	61+			In Intact Family Services	Children of Teen Wards	In Foster Care	EI	LEA (ECSE)	EHS	PI (center-based)	Child Care Program	HV	Other Services	Multiple Services	Rescreening	LEA (ECSE)	PFA	HS	Child Care Program	HV	Other Services	Multiple Services	Rescreening	Ages 0-35 mos.	36-61+ mos.	
60439	2	0	0	0	0	2	0	1	1	0	0	0	0	0	0	0	0	0	0	0	1	0	0	0	0	0	0	0	0	0	2	
60504	196	0	0	5	75	116	0	92	104	0	0	3	1	0	0	0	0	0	0	0	34	44	0	0	0	0	0	0	25	5	191	
60527	13	0	0	2	6	5	0	1	12	0	0	0	0	0	0	0	1	0	1	0	10	0	0	0	0	0	0	0	2	11		
60540	187	14	8	28	82	55	0	10	177	0	0	1	6	5	0	0	0	29	5	1	3	67	65	0	2	0	0	0	0	50	137	
60561	11	0	0	0	5	6	0	5	6	0	0	0	0	0	0	0	0	0	0	0	6	0	0	0	0	0	0	0	0	11		
TOTAL	669	27	26	75	279	258	4	158	511	0	0	5	23	12	0	1	0	30	13	1	38	181	184	2	2	0	0	2	29	128	541	

### CFC #06 Child & Family Connections, Clearbrook, 1835 W Central Rd, Arlington Heights, IL 60005 - Jason Tietz

60004	13	0	0	4	5	4	0	9	4	0	0	0	0	0	0	0	0	0	0	0	4	0	0	0	0	0	0	0	4	9	
60008	67	0	0	6	29	32	0	0	67	0	0	0	0	0	0	0	0	0	0	6	0	45	0	0	0	0	0	16	6	61	
60016	51	0	0	1	26	24	0	2	49	0	0	1	0	1	0	0	0	0	0	5	41	0	0	0	1	2	0	1	50		
60018	9	0	0	1	6	1	1	7	2	0	0	0	0	1	0	0	0	0	0	1	0	0	0	0	0	0	0	1	8		
60022	1	0	0	0	0	1	0	1	0	0	0	0	0	0	0	0	0	0	0	0	0	0	0	0	0	0	0	0	1		
60056	11	0	0	0	6	4	1	0	11	0	0	0	0	0	0	0	0	0	0	5	5	0	0	0	1	0	0	0	11		
60062	3	0	0	0	2	1	0	3	0	0	0	0	0	0	0	0	0	0	0	0	0	0	0	0	0	0	0	0	3		
60070	3	0	0	0	2	1	0	0	3	0	0	0	0	0	0	0	0	0	0	1	2	0	0	0	0	0	0	0	3		
60076	7	0	0	0	5	2	0	0	7	0	0	0	0	0	0	0	0	0	0	4	0	0	0	0	2	0	1	0	7		
60091	3	0	0	0	2	1	0	1	2	0	0	0	0	0	0	0	0	0	0	2	0	0	0	0	0	0	0	0	3		
60194	110	4	8	12	55	31	0	36	74	0	0	0	0	0	0	1	4	0	0	1	0	52	0	0	0	16	0	0	24	86	
60201	13	0	0	1	7	5	0	1	12	0	0	0	1	0	0	0	0	0	0	11	0	0	0	0	0	0	0	1	12		
60714	12	0	0	6	2	2	2	3	9	0	0	1	0	4	0	0	0	0	0	4	0	0	0	0	0	0	1	6	6		
TOTAL	303	4	8	31	147	109	4	63	240	0	0	2	1	6	0	0	1	4	0	0	7	37	145	0	0	0	20	2	18	43	260

### CFC #07 Child & Family Connections, Suburban Access, Inc, One Westbrook Corporate Ctr, Ste 640, Westchester, IL 60154 - Jo Ann Alferink

60164	9	0	0	2	3	3	1	0	9	0	0	0	0	2	0	0	0	0	0	0	0	0	7	0	0	0	0	0	0	2	7
60546	4	0	0	0	3	1	0	2	2	0	0	0	0	0	0	0	0	0	0	0	1	0	0	0	0	0	0	1	0	4	
60804	66	0	0	0	28	34	4	0	66	0	0	0	0	0	0	0	0	0	0	0	8	58	0	0	0	0	0	0	0	66	
TOTAL	79	0	0	2	34	38	5	2	77	0	0	0	0	2	0	0	0	0	0	0	9	65	0	0	0	0	0	1	2	77	

### CFC #12 Child & Family Connections, Easter Seals of Metropolitan Chicago, 17300 S Ozark Ave - North Bldg, Tinley Park, IL 60477 - Peter Byrne

60411	24	7	10	7	0	0	0	0	24	0	0	0	4	0	0	0	0	0	0	0	1	24	0	0	0	0	0	1	24	0
60439	0	0	0	0	0	0	0	0	0	0	0	0	0	0	0	0	0	0	0	0	0	0	0	0	0	0	0	0	0	0

## Screenings Reported by CFC/CPS/DCFS and ZIP / FY2022 Q2

Zip Code	Total Screened	Ages (in Months)							Not Referred	Total Referred	Screenings of Children involved with DCFS			# of Children Ages 0 to 3 Referred to								# of Children Ages 3 to 5 Referred to								Sub-Totals		
		0-11	12-23	24-35	36-47	48-60	61+	In Intact Family Services			Children of Teen Wards	In Foster Care	LEA EI	(ECSE)	EHS	PI (center-based)	Child Care Program	HV	Other Services	Multiple Services	Rescreening	LEA (ECSE)	PFA	HS	Child Care Program	HV	Other Services	Multiple Services	Rescreening	Ages 0-35 mos.	Ages 36-61+ mos.	
60452	11	1	0	0	4	6	0	0	11	0	0	0	0	0	0	0	1	0	0	0	0	10	0	0	0	0	0	0	1	10		
60463	21	0	0	0	10	10	1	18	3	0	0	0	0	0	0	0	0	0	0	0	0	0	0	0	0	0	3	0	21			
60471	38	0	0	0	17	21	0	0	38	0	0	0	0	0	0	0	0	0	0	0	3	35	0	0	0	0	0	0	0	38		
60477	45	6	9	9	12	9	0	24	21	45	0	0	0	0	0	1	0	0	0	0	0	8	0	8	0	4	0	0	24	21		
TOTAL	139	14	19	16	43	46	1	42	97	45	0	0	4	0	0	0	2	0	0	0	4	77	0	8	0	4	0	4	49	90		
CFC #13 Child & Family Connections, Regional Office of Education #26, 130 S Lafayette St, Ste 200, Macomb, IL 61455 - Chuck Farr																																
61201	400	261	135	4	0	0	0	380	20	0	0	0	20	0	0	0	0	0	0	0	0	0	0	0	0	0	0	0	400	0		
61416	2	0	0	2	0	0	0	1	1	0	0	0	0	0	0	0	0	0	0	0	0	1	0	0	0	0	0	0	2	0		
61422	5	1	2	1	1	0	0	5	0	1	0	0	0	0	0	0	0	0	0	0	0	0	0	0	0	0	0	4	1			
61455	9	3	4	2	0	0	0	7	2	2	0	1	0	0	0	0	1	1	0	0	0	0	0	0	0	0	0	9	0			
61462	175	1	5	1	59	109	0	170	5	0	0	0	0	0	0	0	0	0	0	3	3	0	0	0	0	0	14	7	168			
61520	1	1	0	0	0	0	0	1	0	0	0	0	0	0	0	0	0	0	0	0	0	0	0	0	0	0	0	1	0			
61531	1	1	0	0	0	0	0	1	0	0	0	0	0	0	0	0	0	0	0	0	0	0	0	0	0	0	0	1	0			
62316	30	0	0	6	18	6	0	0	30	0	0	0	0	6	0	0	0	0	0	0	0	24	0	0	0	0	0	6	24			
62321	3	2	0	1	0	0	0	3	0	0	0	0	0	0	0	0	0	0	0	0	0	0	0	0	0	0	0	3	0			
62326	2	1	1	0	0	0	0	2	0	0	0	0	0	0	0	0	0	0	0	0	0	0	0	0	0	0	0	2	0			
62341	3	0	0	3	0	0	0	3	0	0	0	3	0	0	0	0	0	0	0	0	0	0	0	0	0	0	0	3	0			
62681	7	0	0	0	6	1	0	0	7	0	0	0	0	0	0	0	0	0	0	0	4	3	0	0	0	0	0	0	7			
TOTAL	638	271	147	20	84	116	0	573	65	3	0	4	20	6	0	0	0	1	1	0	3	3	29	3	0	0	0	14	438	200		
CFC #14 Child & Family Connections, 3000 W Rohmann Ave, , West Peoria, IL 61604 - Michelle Harr																																
61235	52	16	17	19	0	0	0	0	52	0	0	0	0	0	0	0	52	0	0	0	0	0	0	0	0	0	0	52	0			
61443	43	0	0	0	19	18	6	22	21	0	0	0	0	0	0	0	0	0	0	0	0	0	0	0	10	0	11	0	43			
61548	17	0	0	0	10	7	0	3	14	0	0	0	0	0	0	0	0	0	0	0	8	5	0	0	0	1	0	0	17			
61550	38	0	8	9	16	3	2	18	17	0	0	1	10	0	0	0	0	0	0	0	8	0	0	0	3	4	0	0	17	21		
61554	13	3	1	8	1	0	0	13	0	3	0	0	0	0	0	0	0	0	0	0	0	0	0	0	0	0	0	12	1			
61605	95	0	0	9	43	38	5	0	95	0	0	3	0	1	0	7	0	0	0	0	21	59	0	0	0	0	6	9	86			
TOTAL	258	19	26	45	89	66	13	56	199	3	0	4	10	1	0	7	0	52	0	0	1	37	64	0	0	3	15	0	17	90	168	
CFC #15 Child & Family Connections, Services of Will, Grundy, & Kankakee Counties, Inc., 2300 Glenwood Ave, Joliet, IL 60435 - Rachel Cimino																																
60401	9	0	0	0	5	3	1	0	9	0	0	0	0	0	0	0	0	0	0	0	2	7	0	0	0	0	0	0	9			

## Screenings Reported by CFC/CPS/DCFS and ZIP / FY2022 Q2

Zip Code	Total Screened	Ages (in Months)							Not Referred	Total Referred	Screenings of Children involved with DCFS			# of Children Ages 0 to 3 Referred to										# of Children Ages 3 to 5 Referred to								Sub-Totals	
		0-11	12-23	24-35	36-47	48-60	61+	In Intact Family Services			Children of Teen Wards	In Foster Care	LEA EI	LEA (ECSE)	EHS	PI (center-based)	Child Care Program	HV	Other Services	Multiple Services	Rescreening	LEA (ECSE)	PFA	HS	Child Care Program	HV	Other Services	Multiple Services	Rescreening	Ages 0-35 mos.	Ages 36-61+ mos.		
60404	79	0	0	0	20	56	3	30	49	0	0	0	0	0	0	0	0	0	0	0	10	39	0	0	0	0	0	0	0	0	79		
60410	9	0	0	0	5	3	1	0	9	1	0	0	0	0	0	0	0	0	0	0	3	6	0	0	0	0	0	0	0	0	9		
60417	24	1	0	0	12	9	2	1	23	0	0	0	0	0	0	0	0	0	0	0	6	17	0	0	0	0	0	0	0	1	23		
60421	5	0	0	1	3	1	0	0	5	0	0	0	0	0	0	0	0	0	0	0	2	2	0	0	0	0	0	0	0	1	4		
60423	38	0	0	0	20	18	0	21	17	0	0	0	0	0	0	0	0	0	0	0	1	16	0	0	0	0	0	0	0	0	38		
60432	85	14	14	8	26	18	5	63	22	0	0	0	6	0	0	0	0	0	0	0	16	0	0	0	0	0	0	0	0	36	49		
60433	8	0	0	2	3	3	0	0	8	0	0	0	0	0	0	0	0	0	0	0	1	7	0	0	0	0	0	0	0	2	6		
60435	61	17	18	26	0	0	0	53	8	0	0	0	8	0	0	0	0	0	0	0	0	0	0	0	0	0	0	0	0	61	0		
60436	11	0	0	0	9	2	0	0	11	0	0	0	0	0	0	0	0	0	0	0	3	6	0	0	0	0	0	0	2	0	11		
60442	6	0	0	0	4	2	0	0	6	0	0	0	0	0	0	0	0	0	0	0	2	4	0	0	0	0	0	0	0	0	6		
60444	14	0	0	0	5	8	1	0	14	0	0	0	0	0	0	0	0	0	0	0	4	10	0	0	0	0	0	0	0	0	14		
60446	102	0	0	0	53	49	0	0	102	0	0	0	0	0	0	0	0	0	0	0	15	52	0	0	0	0	0	0	35	0	102		
60447	24	0	0	0	11	12	1	0	24	0	0	0	0	0	0	0	0	0	0	0	2	15	0	5	0	0	0	0	2	0	24		
60448	15	0	0	3	11	1	0	0	15	0	0	0	0	2	0	0	0	0	0	0	0	10	0	0	0	0	0	0	3	3	12		
60450	22	10	8	4	0	0	0	21	1	0	0	0	1	0	0	0	0	0	0	0	0	0	0	0	0	0	0	0	0	22	0		
60451	35	0	0	2	20	13	0	3	32	0	0	0	0	2	0	0	0	0	0	0	5	6	0	15	0	0	0	4	2	33			
60518	36	0	0	1	15	18	2	28	8	0	0	0	0	0	0	0	0	0	0	0	2	2	0	0	0	2	0	2	1	35			
60531	31	0	0	0	9	19	3	29	2	0	0	0	0	0	0	0	0	0	0	0	0	0	0	0	0	2	0	0	0	31			
60544	138	0	0	42	42	51	3	5	133	0	0	0	0	0	0	0	0	0	0	0	83	43	0	0	0	7	0	0	42	96			
60551	17	0	0	0	6	11	0	15	2	0	0	0	0	0	0	0	0	0	0	1	0	0	0	0	1	0	0	0	0	17			
60915	31	11	13	7	0	0	0	28	3	0	0	0	3	0	0	0	0	0	0	0	0	0	0	0	0	0	0	0	31	0			
60954	9	0	0	2	4	3	0	0	9	0	0	0	0	0	0	0	0	0	0	2	0	6	0	0	0	0	0	1	2	7			
61301	22	0	0	0	9	11	2	20	2	0	0	0	0	0	0	0	0	0	0	0	0	0	0	0	0	1	0	1	0	22			
61342	56	0	0	0	17	28	11	41	15	0	0	0	0	0	0	0	0	0	0	0	2	4	0	0	0	6	0	3	0	56			
61348	33	0	0	0	17	15	1	22	11	0	0	0	0	0	0	0	0	0	0	0	1	4	0	0	0	3	0	3	0	33			
61350	198	0	0	5	84	92	17	150	48	0	0	0	0	0	0	0	0	0	0	0	11	17	0	0	0	15	0	5	5	193			
61354	20	0	0	0	10	9	1	7	13	0	0	0	0	0	0	0	0	0	0	0	3	8	0	0	0	1	0	1	0	20			
61364	17	0	0	0	12	5	0	1	16	0	0	0	0	0	0	0	0	0	0	0	2	11	0	0	0	1	0	2	0	17			
TOTAL	1155	53	53	103	432	460	54	538	617	1	0	0	18	5	0	0	0	0	0	2	177	292	0	20	0	39	0	64	209	946			

CFC #16 Child & Family Connections, 201 W Springfield Ave, Ste 508 & 509, , Champaign, IL 61820 - Chris Johnson

60970	277	91	71	51	28	36	0	277	0	0	0	11	0	0	0	0	0	0	0	0	0	0	0	0	0	0	0	0	0	213	64
61704	23	0	0	0	16	7	0	0	23	0	0	0	0	0	0	0	0	0	0	0	0	0	15	0	5	0	0	0	3	0	23

## Screenings Reported by CFC/CPS/DCFS and ZIP / FY2022 Q2

Zip Code	Total Screened	Ages (in Months)							Not Referred	Total Referred	Screenings of Children involved with DCFS			# of Children Ages 0 to 3 Referred to										# of Children Ages 3 to 5 Referred to								Sub-Totals	
		0-11	12-23	24-35	36-47	48-60	61+	In Intact Family Services			Children of Teen Wards	In Foster Care	EI	LEA (ECSE)	EHS	PI (center-based)	Child Care Program	HV	Other Services	Multiple Services	Rescreening	LEA (ECSE)	PFA	HS	Child Care Program	HV	Other Services	Multiple Services	Rescreening	Ages 0-35 mos.	Ages 36-61+ mos.		
61740	17	0	0	5	6	5	1	2	15	0	0	0	0	0	0	0	0	5	0	0	0	0	10	0	0	0	0	0	0	5	12		
61761	1	0	0	1	0	0	0	0	1	0	0	0	0	0	0	0	0	0	0	0	0	0	0	0	0	0	0	0	1	0			
61764	21	20	0	0	1	0	0	20	1	0	0	0	0	0	0	0	0	0	0	0	0	1	0	0	0	0	0	0	20	1			
61873	5	0	0	0	3	2	0	0	5	0	0	0	0	0	0	0	0	0	0	0	0	5	0	0	0	0	0	0	0	5			
61878	5	0	0	0	3	2	0	0	5	0	0	0	0	0	0	0	0	0	0	0	1	4	0	0	0	0	0	0	0	5			
TOTAL	349	111	71	57	57	52	1	299	50	0	0	12	1	0	0	0	0	5	0	0	1	35	0	5	0	0	0	3	239	110			

### CFC #17 Child & Family Connections, ROE of Adams/Pike Counties, 510 Maine St, Ste 615, Quincy, IL 62301 - Kara Hoffman

62016	34	0	0	0	9	19	6	28	6	0	0	0	0	0	0	0	0	0	0	0	0	0	0	0	0	0	0	6	0	34
62044	3	0	0	0	1	2	0	1	2	0	0	0	0	0	0	0	0	0	0	0	0	0	0	0	0	0	2	0	3	
62082	6	0	0	4	2	0	0	3	3	0	0	0	0	0	0	0	0	0	2	0	0	0	0	0	0	0	1	4	2	
62092	1	0	0	0	0	1	0	1	0	0	0	0	0	0	0	0	0	0	0	0	0	0	0	0	0	0	0	0	1	
62340	1	0	0	0	1	0	0	1	0	1	0	0	0	0	0	0	0	0	0	0	0	0	0	0	0	0	0	0	1	
62345	15	1	6	6	2	0	0	15	0	0	0	0	0	0	0	0	0	0	0	0	0	0	0	0	0	0	0	13	2	
62353	31	0	0	0	10	17	4	27	4	1	0	0	0	0	0	0	0	0	0	1	0	0	0	0	0	0	3	0	31	
62363	4	0	0	0	3	1	0	0	4	0	0	0	0	0	0	0	0	0	0	1	0	0	0	0	0	0	3	0	4	
62611	2	0	0	0	1	1	0	2	0	0	0	0	0	0	0	0	0	0	0	0	0	0	0	0	0	0	0	0	2	
62618	50	0	0	0	18	14	1	35	15	1	0	0	0	0	0	0	0	0	1	0	0	0	0	0	0	0	14	0	33	
62631	2	0	0	0	2	0	0	1	1	0	0	0	0	0	0	0	0	0	0	0	0	0	0	0	0	0	1	0	2	
62650	116	0	0	5	40	49	23	101	15	1	0	0	0	0	0	0	0	0	1	3	0	0	0	0	0	0	12	5	112	
62653	27	0	0	8	13	3	2	24	2	0	0	0	0	0	0	0	0	0	0	0	0	0	0	0	0	0	0	8	18	
62665	1	0	0	0	0	1	0	0	1	0	0	0	0	0	0	0	0	0	0	1	0	0	0	0	0	0	0	0	1	
62694	20	0	0	0	7	10	3	18	2	0	0	0	0	0	0	0	0	0	0	0	0	0	0	0	0	0	2	0	20	
TOTAL	313	1	6	23	109	118	39	257	55	4	0	0	0	0	0	0	0	0	4	6	0	0	0	0	0	0	44	30	266	

### CFC #18 Child & Family Connections, Sangamon Co. Public Health Department, 2833 S Grand Ave, E, Springfield, IL 62703 - Lisa McGlothlin

62704	72	0	0	2	27	43	0	0	67	2	0	3	0	0	0	0	0	0	0	0	0	67	0	0	0	1	0	4	2	70
<b>TOTAL</b>	<b>72</b>	<b>0</b>	<b>0</b>	<b>2</b>	<b>27</b>	<b>43</b>	<b>0</b>	<b>0</b>	<b>67</b>	<b>2</b>	<b>0</b>	<b>3</b>	<b>0</b>	<b>0</b>	<b>0</b>	<b>0</b>	<b>0</b>	<b>0</b>	<b>0</b>	<b>0</b>	<b>0</b>	<b>67</b>	<b>0</b>	<b>0</b>	<b>0</b>	<b>1</b>	<b>0</b>	<b>4</b>	<b>2</b>	<b>70</b>

### CFC #19 Child & Family Connections, Macon Co. Community Mental Health Board, 132 S Water St, Ste 604, Decatur, IL 62523 - Amy Farmer

61910	2	0	0	1	1	0	0	0	2	0	0	0	0	0	0	0	0	0	0	0	0	2	0	0	0	0	0	0	1	1
61911	2	0	0	1	0	1	0	0	2	0	0	0	0	0	0	0	0	0	0	0	1	1	0	0	0	0	0	0	1	1

## Screenings Reported by CFC/CPS/DCFS and ZIP / FY2022 Q2

Zip Code	Total Screened	Screenings of Children involved with DCFS																											Sub-Totals																																																																																																																																																																																																																																																																																																																																																																																																																																																																																																																																																																																																																																																																																																																																																																																																																																																																																																																																																																																																																																																																																																																																																																																																																																																																																																																																																																																							
		Ages (in Months)						Not Referred	Total Referred	In Intact Family Services			Children of Teen Wards			In Foster Care			# of Children Ages 0 to 3 Referred to										# of Children Ages 3 to 5 Referred to								Ages 0-35 mos.	Ages 36-61+ mos.																																																																																																																																																																																																																																																																																																																																																																																																																																																																																																																																																																																																																																																																																																																																																																																																																																																																																																																																																																																																																																																																																																																																																																																																																																																																																																																																																																														
										0-11	12-23	24-35	36-47	48-60	61+	LEA (ECSE)	PI (center-based)	Child Care Program	HV	Other Services	Multiple Services	Rescreening	LEA (ECSE)	PFA	HS	Child Care Program	HV	Other Services	Multiple Services	Rescreening																																																																																																																																																																																																																																																																																																																																																																																																																																																																																																																																																																																																																																																																																																																																																																																																																																																																																																																																																																																																																																																																																																																																																																																																																																																																																																																																																																																						

### CFC #20 Child & Family Connections, Community Support Systems, 1901 S 4th St, Ste 209, Effingham, IL 62401 - Rita Wahl

62401	15	0	0	10	5	0	0	0	15	0	0	0	1	0	0	0	0	9	3	0	0	5	0	0	0	0	0	0	10	5
62414	2	0	0	0	1	1	0	0	2	0	0	0	0	0	0	0	0	0	0	0	0	2	0	0	0	0	0	0	0	2
62424	1	0	0	0	1	0	0	0	1	0	0	0	0	0	0	0	0	0	0	0	0	1	0	0	0	0	0	0	0	1
TOTAL	18	0	0	10	7	1	0	0	18	0	0	0	1	0	0	0	0	9	3	0	0	8	0	0	0	0	0	0	10	8

### CFC #21 Child & Family Connections, Regional Office of Education #13, 4 Eagle Center, Ste 4, O'Fallon, IL 62269 - Terri Kampwerth

62002	5	0	0	0	3	2	0	0	5	0	0	0	0	0	0	0	0	0	0	0	0	0	5	0	0	0	0	0	0	0	0	5
62024	27	8	10	4	3	1	1	7	20	0	0	1	0	0	0	0	16	0	0	0	0	4	0	0	0	0	0	0	0	22	5	
62025	15	0	0	0	11	3	1	3	12	0	0	0	0	0	0	0	0	0	0	0	12	0	0	0	2	0	0	0	0	15		

## Screenings Reported by CFC/CPS/DCFS and ZIP / FY2022 Q2

Zip Code	Total Screened	Ages (in Months)								Not Referred	Total Referred	Screenings of Children involved with DCFS			# of Children Ages 0 to 3 Referred to								# of Children Ages 3 to 5 Referred to								Sub-Totals	
		0-11	12-23	24-35	36-47	48-60	61+	In Intact Family Services	Children of Teen Wards			In Foster Care	EI	LEA (ECSE)	EHS	PI (center-based)	Child Care Program	HV	Other Services	Multiple Services	Rescreening	LEA (ECSE)	PFA	HS	Child Care Program	HV	Other Services	Multiple Services	Rescreening	Ages 0-35 mos.	Ages 36-61+ mos.	
62040	74	16	35	23	0	0	0	59	15	22	0	14	6	0	0	0	0	0	0	0	0	0	0	0	0	0	0	0	0	74	0	
62220	19	0	0	1	9	9	0	8	11	0	0	1	0	0	0	0	0	0	0	0	5	5	0	0	0	6	5	1	1	18		
62223	22	3	5	7	5	2	0	16	6	0	0	0	0	0	0	0	0	0	0	1	5	0	0	0	0	0	0	0	15	7		
62226	8	1	2	1	2	2	0	5	3	0	0	0	0	1	0	0	0	0	0	1	1	0	0	0	0	0	0	0	4	4		
62234	62	0	0	1	20	31	10	1	61	0	0	2	0	0	0	0	0	0	0	5	56	0	0	0	0	0	0	0	1	61		
62269	31	8	8	8	5	1	1	24	7	0	0	2	0	3	0	0	0	0	0	2	1	0	0	0	0	0	0	0	24	7		
62286	29	0	0	0	12	17	0	7	22	0	0	1	0	0	0	0	0	0	0	1	18	0	0	0	2	0	0	0	0	29		
62294	10	3	3	4	0	0	0	6	4	0	0	0	0	0	0	0	1	0	0	3	0	0	0	0	0	0	0	0	10	0		
TOTAL	302	39	63	49	70	68	13	136	166	22	0	21	6	4	0	0	0	17	0	0	13	15	107	0	0	0	10	5	1	151	151	

### CFC #22 Child & Family Connections, Regional Office of Education #13, 660 W Noleman St, Centralia, IL 62801 - Nicole Van Hise

62801	3	1	2	0	0	0	0	2	1	0	0	2	1	0	0	0	0	0	0	0	0	0	0	0	0	0	0	0	0	3	0
62822	2	0	0	0	0	2	0	0	2	0	0	0	0	0	0	0	0	0	0	0	0	2	0	0	0	0	0	0	0	0	2
62860	2	0	0	0	0	2	0	0	2	0	0	0	0	0	0	0	0	0	0	0	2	0	0	0	0	0	0	0	0	0	2
62865	3	2	1	0	0	0	0	0	3	0	0	0	0	0	0	0	3	0	0	0	0	0	0	0	0	0	0	0	0	3	0
62896	3	0	0	0	1	2	0	0	3	0	0	0	0	0	0	0	0	0	0	0	1	2	0	0	0	0	0	0	0	0	3
62959	539	0	0	24	252	262	1	50	489	22	8	18	0	0	0	0	0	0	0	0	9	480	0	0	0	0	0	0	21	24	515
62999	3	2	1	0	0	0	0	3	0	0	0	0	0	0	0	0	0	0	0	0	0	0	0	0	0	0	0	0	3	0	
TOTAL	555	5	4	24	253	268	1	55	500	22	8	20	1	0	0	0	0	3	0	0	0	10	486	0	0	0	0	0	21	33	522

### CFC #23 Child & Family Connections, Wabash & Ohio Valley Special Education Dist., 800 S Division St, Norris City, IL 62869 - Charity Heifner

62806	15	1	3	1	1	9	0	15	0	0	0	0	0	0	0	0	0	0	0	0	0	0	0	0	0	0	0	0	0	5	10
62817	3	0	0	0	0	2	0	0	3	0	0	0	1	0	0	0	0	0	0	1	2	0	0	0	0	0	0	2	0	2	
62821	4	0	0	0	1	3	0	0	4	0	0	0	0	0	0	0	0	0	0	1	3	0	0	0	0	0	2	0	4		
62835	10	0	0	1	4	5	0	2	8	0	0	0	0	0	0	0	0	0	0	0	7	0	0	0	0	0	5	1	9		
62837	23	0	2	1	11	9	0	13	10	0	0	0	0	0	0	0	0	0	0	0	10	0	0	0	0	0	9	3	20		
62844	1	0	0	0	1	0	0	0	1	0	0	0	0	0	0	0	0	0	0	0	1	0	0	0	0	0	0	0	1		
62854	17	0	0	1	7	9	0	0	17	0	0	0	0	0	0	0	0	0	0	1	2	14	0	0	0	0	6	1	16		
62859	0	0	0	0	0	0	0	0	0	0	0	0	0	0	0	0	0	0	0	0	0	0	0	0	0	0	0	0	0		
62863	16	0	1	3	6	6	0	11	5	0	0	0	0	0	0	0	0	0	0	0	4	0	0	0	0	0	4	4	12		
62895	14	0	0	3	8	3	0	0	14	0	0	0	3	0	0	0	0	0	0	2	1	10	0	0	0	0	7	3	11		
62930	6	0	0	0	4	1	0	0	6	0	0	0	0	0	0	0	0	0	0	0	6	0	0	0	0	0	5	0	5		

### Screenings Reported by CFC/CPS/DCFS and ZIP / FY2022 Q2

Zip Code	Total Screened	Ages (in Months)						Not Referred	Total Referred	Screenings of Children involved with DCFS			# of Children Ages 0 to 3 Referred to										# of Children Ages 3 to 5 Referred to								Sub-Totals	
										In Intact Family Services	Children of Teen Wards	In Foster Care	LEA EI	LEA (ECSE)	EHS	PI (center-based)	Child Care Program	HV	Other Services	Multiple Services	Rescreening	LEA (ECSE)	PFA	HS	Child Care Program	HV	Other Services	Multiple Services	Rescreening	Ages 0-35 mos.	Ages 36-61+ mos.	
		0-11	12-23	24-35	36-47	48-60	61+																									
62935	4	0	0	0	1	3	0	0	4	0	0	0	0	0	0	0	0	0	0	0	0	3	0	0	0	0	0	0	4	0	4	
62946	63	13	6	6	14	24	0	63	0	0	0	0	0	0	0	0	0	0	0	0	0	1	0	0	0	0	0	0	0	25	38	
62984	15	1	1	2	5	6	0	15	0	0	0	0	0	0	0	0	0	0	0	0	0	0	0	0	0	0	0	0	4	11		
TOTAL	191	15	13	18	63	80	0	119	72	0	0	0	0	4	0	0	0	0	0	0	0	4	6	59	0	0	0	0	0	44	46	143

#### CFC #24 Child & Family Connections, Archway, Inc., 2751 W Main, PO Box 1180, Carbondale, IL 62901-1180 - Lindsay Baskin

62832	2	0	0	0	1	1	0	0	2	0	0	0	0	0	0	0	0	0	0	0	0	2	0	0	0	0	0	0	0	0	2
62901	128	14	34	12	37	26	5	127	1	0	0	5	0	0	0	0	0	0	0	0	0	1	0	0	0	0	0	0	0	60	68
62903	21	2	7	2	5	5	0	0	21	0	0	0	2	0	0	0	0	9	0	9	11	0	10	0	0	0	0	0	0	11	10
62931	3	0	0	0	1	2	0	0	3	0	0	0	0	0	0	0	0	0	0	0	0	1	2	0	0	0	0	0	3	0	3
62932	14	5	5	4	0	0	0	9	5	0	0	0	0	0	0	0	5	0	0	0	0	0	0	0	0	0	0	0	0	14	0
62938	10	0	0	0	6	4	0	0	10	0	0	0	0	0	0	0	0	0	0	0	2	8	0	0	0	0	0	0	6	0	10
62966	13	2	2	1	3	5	0	5	8	0	0	0	0	0	2	0	4	0	0	0	0	0	0	0	0	0	0	0	2	5	8
<b>TOTAL</b>	<b>191</b>	<b>23</b>	<b>48</b>	<b>19</b>	<b>53</b>	<b>43</b>	<b>5</b>	<b>141</b>	<b>50</b>	<b>0</b>	<b>0</b>	<b>5</b>	<b>2</b>	<b>0</b>	<b>0</b>	<b>2</b>	<b>0</b>	<b>18</b>	<b>0</b>	<b>9</b>	<b>11</b>	<b>4</b>	<b>22</b>	<b>0</b>	<b>0</b>	<b>0</b>	<b>0</b>	<b>0</b>	<b>11</b>	<b>90</b>	<b>101</b>

#### CFC #25 Child & Family Connections, Options & Advocacy for McHenry Co., 365 Millennium Dr, Ste A, Crystal Lake, IL 60012 - Susan Beckman

60010	0	0	0	0	0	0	0	0	0	0	0	0	0	0	0	0	0	0	0	0	0	0	0	0	0	0	0	0	0	0	0
60013	12	0	0	0	9	3	0	6	6	0	0	0	0	0	0	0	0	0	0	0	6	0	0	0	0	2	0	1	0	12	
60014	169	45	56	65	1	2	0	0	169	0	0	0	166	0	0	0	0	0	0	0	3	0	0	0	0	0	0	0	166	3	
60042	49	1	4	14	12	18	0	48	1	0	0	0	0	0	0	0	0	0	0	1	0	0	0	0	0	0	0	19	30		
60050	21	0	0	0	12	9	0	0	21	0	0	0	0	0	0	0	0	0	0	3	18	0	0	0	0	0	0	0	0	21	
60071	7	0	0	0	4	2	1	3	4	0	0	0	0	0	0	0	0	0	0	4	0	0	0	0	1	1	1	0	7		
60072	8	0	0	2	3	3	0	2	6	0	0	0	0	0	0	0	0	0	0	0	6	0	0	0	0	0	0	2	6		
60097	6	0	0	0	4	2	0	1	5	0	0	0	0	0	0	0	0	0	0	0	5	0	0	0	0	0	1	0	6		
60098	35	0	0	0	20	15	0	1	34	0	0	0	0	0	0	0	0	0	0	0	34	0	0	0	0	2	0	0	35		
60142	62	0	0	10	30	22	0	16	46	0	0	1	0	0	0	0	0	0	0	11	35	0	0	0	0	0	1	10	52		
60152	21	0	0	5	9	7	0	1	20	0	0	0	0	4	0	0	0	0	1	0	1	14	0	0	0	1	0	0	5	16	
TOTAL	390	46	60	96	104	83	1	78	312	0	0	1	166	4	0	0	0	0	1	0	29	112	0	0	0	4	3	4	202	188	

## Screenings Reported by CFC/CPS/DCFS and Month / FY2022-Q2

Month	Total Screened	Ages (in Months)							Not Referred	Total Referred	Screenings of Children involved with DCFS			# of Children Ages 0 to 3 Referred to								# of Children Ages 3 to 5 Referred to								Sub-Totals	
		0-11	12-23	24-35	36-47	48-60	61+	In Intact Family Services			Children of Teen Wards	In Foster Care	LEA EI	PI (center-based)	Child Care Program	Other HV	Multiple Services	Rescreening	LEA (ECSE)	PFA	Child Care Program	Other HV	Multiple Services	Rescreening	Ages 0-35 mos.	Ages 36-61+ mos.					
CFC #01 Child & Family Connections, Youth Services Network, Inc., 107 North 3rd Street, Rockford, IL 61107 - Dee Dee Lowery																															
Jan-21	3	0	0	0	0	3	0	0	3	0	0	0	0	0	0	0	0	0	0	0	0	0	0	0	0	3	0	0	0	0	3
May-21	0	0	0	0	0	0	0	0	0	0	0	0	0	0	0	0	0	0	0	0	0	0	0	0	0	0	0	0	0	0	0
Jun-21	16	0	0	0	7	9	0	6	10	0	0	0	0	0	0	0	0	0	0	0	0	10	0	0	0	0	0	0	0	0	16
Jul-21	9	0	0	0	7	2	0	1	8	1	0	0	0	0	0	0	0	0	0	0	0	8	0	0	0	0	0	0	0	0	9
Aug-21	8	0	0	0	5	3	0	0	8	0	0	0	0	0	0	0	0	0	0	0	0	8	0	0	0	0	0	0	0	0	8
Sep-21	2	0	0	0	1	1	0	0	2	0	0	0	0	0	0	0	0	0	0	0	0	2	0	0	0	0	0	0	0	0	2
Oct-21	313	34	45	65	95	71	3	146	167	5	0	5	7	2	0	3	0	24	3	0	6	20	83	14	1	0	12	42	34	144	169
Nov-21	283	24	20	30	101	84	24	143	140	5	0	5	3	0	0	4	0	23	0	0	2	12	78	12	0	0	18	30	18	74	209
Dec-21	196	16	20	27	68	55	10	105	91	3	0	1	2	1	0	3	0	16	0	0	3	20	42	6	0	0	7	22	16	63	133
TOTAL	830	74	85	122	284	228	37	401	429	14	0	11	12	3	0	10	0	63	3	0	11	52	231	32	1	0	40	94	68	281	549
CFC #02 Child & Family Connections, Lake County Health Department, 3010 Grand Ave, 2nd Floor, Waukegan, IL 60085 - Donna Musser																															
Aug-21	26	0	0	0	11	14	1	1	25	0	0	0	0	0	0	0	0	0	0	0	0	23	0	0	0	2	0	0	0	0	26
Sep-21	12	0	0	0	4	8	0	0	12	0	0	0	0	0	0	0	0	0	0	0	0	9	0	0	0	3	0	0	0	0	12
Oct-21	169	37	50	50	14	16	2	114	55	0	0	1	24	0	0	0	0	10	0	0	0	14	7	0	1	0	0	0	0	137	32
Nov-21	21	0	0	0	11	9	1	8	13	0	0	0	0	0	0	0	0	0	0	0	3	4	0	0	0	6	0	0	0	0	21
Dec-21	15	1	3	3	5	0	3	9	6	0	0	0	1	1	0	0	0	0	0	0	4	0	0	0	0	0	0	0	0	7	8
TOTAL	243	38	53	53	45	47	7	132	111	0	0	1	25	1	0	0	0	10	0	0	0	21	43	0	1	0	11	0	0	144	99
CFC #03 Child & Family Connections, Regional Office of Education for Carroll, Jo Daviess, & Stephenson Co., 27 S State Ave, Ste 101, Freeport, IL 61032 - Angela Hodges																															
Oct-21	82	40	8	2	11	21	0	43	39	0	0	0	0	1	0	0	0	0	0	0	6	0	32	0	0	0	0	0	0	50	32
Nov-21	83	66	11	6	0	0	0	82	1	1	0	0	1	0	0	0	0	0	0	0	0	0	0	0	0	0	0	0	0	83	0
Dec-21	75	65	6	1	0	3	0	71	4	0	0	0	1	0	0	0	0	0	0	0	3	0	0	0	0	0	0	0	0	72	3
TOTAL	240	171	25	9	11	24	0	196	44	1	0	0	2	1	0	0	0	0	0	0	9	0	32	0	0	0	0	0	0	205	35
CFC #04 Child & Family Connections, DayOne PACT, 1551 E Fabyan Pkwy, Geneva, IL 60134 - Ellana Mavromatis																															
Oct-21	255	15	14	27	94	105	0	109	146	0	0	2	1	0	0	0	0	0	0	0	40	117	0	0	0	2	22	10	56	199	
Nov-21	37	0	0	0	16	20	1	7	30	0	0	0	0	0	0	0	0	0	0	0	7	24	0	0	0	0	7	6	0	37	
TOTAL	292	15	14	27	110	125	1	116	176	0	0	2	1	0	0	0	0	0	0	0	47	141	0	0	0	2	29	16	56	236	
CFC #05 Child & Family Connections, DayOne PACT, 550 Warrenville Rd, Ste 100B, Lisle, IL 60532 - Marianne McGuire																															
Apr-21	12	1	5	6	0	0	0	0	12	0	0	0	1	0	0	0	0	0	3	0	8	0	0	0	0	0	0	0	12	0	
May-21	17	4	5	5	3	0	0	0	17	0	0	0	3	0	0	0	0	0	1	0	10	0	3	0	0	0	0	0	14	3	
Jun-21	4	1	2	0	1	0	0	0	4	0	0	0	0	0	0	0	0	0	0	0	3	0	1	0	0	0	0	0	3	1	



## Screenings Reported by CFC/CPS/DCFS and Month / FY2022-Q2

Month	Total Screened	Ages (in Months)						Not Referred	Total Referred	Screenings of Children involved with DCFS			# of Children Ages 0 to 3 Referred to								# of Children Ages 3 to 5 Referred to								Sub-Totals		
		0-11	12-23	24-35	36-47	48-60	61+			In Intact Family Services	Children of Teen Wards	In Foster Care	EI	LEA (ECSE)	PI (center-based)	Child Care Program	HV	Other Services	Multiple Services	Rescreening	LEA (ECSE)	PFA	HS	Child Care Program	HV	Other Services	Multiple Services	Rescreening	Ages 0-35 mos.	Ages 36-61+ mos.	
Jul-21	2	0	0	1	1	0	0	0	2	0	0	0	1	0	0	0	0	0	0	0	0	1	0	0	0	0	0	0	1	1	
Aug-21	133	4	0	8	78	43	0	9	124	0	0	0	0	2	0	0	0	5	3	0	1	46	66	1	0	0	0	0	12	121	
Sep-21	57	3	3	12	22	17	0	11	46	0	0	1	5	1	0	0	0	10	0	0	0	24	3	0	1	0	0	0	18	39	
Oct-21	131	1	1	15	65	49	0	27	104	0	0	1	5	3	0	1	0	6	2	0	3	44	41	0	1	0	0	2	17	114	
Nov-21	73	9	6	12	19	25	2	11	62	0	0	0	4	3	0	0	0	6	1	0	9	19	18	1	0	0	0	0	27	46	
Dec-21	240	4	4	16	90	124	2	100	140	0	0	3	4	3	0	0	0	3	3	1	4	48	51	0	0	0	0	0	25	24	216
TOTAL	669	27	26	75	279	258	4	158	511	0	0	5	23	12	0	1	0	30	13	1	38	181	184	2	2	0	0	2	29	128	541
CFC #06	Child & Family Connections, Clearbrook, 1835 W Central Rd, Arlington Heights, IL 60005 - Jason Tietz																														
Jan-21	5	0	0	0	4	1	0	1	4	0	0	0	0	0	0	0	0	0	0	0	4	0	0	0	0	0	0	0	0	5	
Feb-21	9	0	0	1	6	1	1	7	2	0	0	0	0	1	0	0	0	0	0	0	1	0	0	0	0	0	0	0	1	8	
Mar-21	4	0	0	1	2	1	0	0	4	0	0	0	1	0	0	0	0	0	0	0	3	0	0	0	0	0	0	0	1	3	
Apr-21	3	0	0	0	2	1	0	1	2	0	0	0	0	0	0	0	0	0	0	0	2	0	0	0	0	0	0	0	0	3	
Sep-21	20	0	0	1	11	8	0	1	19	0	0	0	0	1	0	0	0	0	0	0	0	16	0	0	0	1	1	0	1	19	
Oct-21	121	1	6	8	57	49	0	18	103	0	0	1	0	0	0	0	1	0	0	0	4	9	70	0	0	0	13	1	6	15	106
Nov-21	111	3	2	14	54	37	1	31	80	0	0	0	0	0	0	0	0	4	0	0	3	9	50	0	0	0	4	0	10	19	92
Dec-21	30	0	0	6	11	11	2	4	26	0	0	1	0	4	0	0	0	0	0	0	9	9	0	0	0	0	2	0	2	6	24
TOTAL	303	4	8	31	147	109	4	63	240	0	0	2	1	6	0	0	1	4	0	0	7	37	145	0	0	0	20	2	18	43	260
CFC #07	Child & Family Connections, Suburban Access, Inc, One Westbrook Corporate Ctr, Ste 640, Westchester, IL 60154 - Jo Ann Alferink																														
Nov-21	52	0	0	2	26	22	2	1	51	0	0	0	0	2	0	0	0	0	0	0	5	43	0	0	0	0	0	1	2	50	
Dec-21	27	0	0	0	8	16	3	1	26	0	0	0	0	0	0	0	0	0	0	0	4	22	0	0	0	0	0	0	0	27	
TOTAL	79	0	0	2	34	38	5	2	77	0	0	0	0	2	0	0	0	0	0	0	9	65	0	0	0	0	0	1	2	77	
CFC #12	Child & Family Connections, Easter Seals of Metropolitan Chicago, 17300 S Ozark Ave - North Bldg, Tinley Park, IL 60477 - Peter Byrne																														
Sep-21	24	7	10	7	0	0	0	0	24	0	0	0	4	0	0	0	0	0	0	0	1	24	0	0	0	0	0	1	24	0	
Oct-21	115	7	9	9	43	46	1	42	73	45	0	0	0	0	0	0	0	2	0	0	0	3	53	0	8	0	4	0	3	25	90
TOTAL	139	14	19	16	43	46	1	42	97	45	0	0	4	0	0	0	0	2	0	0	0	4	77	0	8	0	4	0	4	49	90
CFC #13	Child & Family Connections, Regional Office of Education #26, 130 S Lafayette St, Ste 200, Macomb, IL 61455 - Chuck Farr																														
Apr-21	26	0	0	6	16	4	0	0	26	0	0	0	0	6	0	0	0	0	0	0	0	20	0	0	0	0	0	0	6	20	
Sep-21	4	0	0	0	2	2	0	0	4	0	0	0	0	0	0	0	0	0	0	0	0	4	0	0	0	0	0	0	0	4	
Oct-21	342	112	62	5	56	107	0	324	18	1	0	1	8	0	0	0	0	1	0	0	3	3	1	3	0	0	0	0	14	179	163
Nov-21	145	75	50	7	10	3	0	134	11	2	0	3	6	0	0	0	0	0	1	0	0	4	0	0	0	0	0	0	132	13	

## Screenings Reported by CFC/CPS/DCFS and Month / FY2022-Q2

Month	Total Screened	Ages (in Months)						Not Referred	Total Referred	Screenings of Children involved with DCFS			# of Children Ages 0 to 3 Referred to								# of Children Ages 3 to 5 Referred to								Sub-Totals		
										In Intact Family Services	Children of Teen Wards	In Foster Care	LEA EI	LEA (ECSE)	EHS	PI (center-based)	Child Care Program	HV	Other Services	Multiple Services	Rescreening	LEA (ECSE)	PFA	HS	Child Care Program	HV	Other Services	Multiple Services	Rescreening	Ages 0-35 mos.	Ages 36-61+ mos.
		0-11	12-23	24-35	36-47	48-60	61+																								
Dec-21	121	84	35	2	0	0	0	115	6	0	0	0	6	0	0	0	0	0	0	0	0	0	0	0	0	0	0	0	121	0	
TOTAL	638	271	147	20	84	116	0	573	65	3	0	4	20	6	0	0	0	1	1	0	3	3	29	3	0	0	0	0	14	438	200
CFC #14 Child & Family Connections, 3000 W Rohmann Ave., West Peoria, IL 61604 - Michelle Harr																															
Oct-21	69	4	6	10	24	19	6	6	63	0	0	1	0	0	0	2	0	17	0	0	1	14	16	0	0	0	7	0	6	20	49
Nov-21	108	8	6	20	37	35	2	29	79	2	0	1	0	1	0	3	0	21	0	0	0	10	32	0	0	0	3	0	9	34	74
Dec-21	81	7	14	15	28	12	5	21	57	1	0	2	10	0	0	2	0	14	0	0	0	13	16	0	0	3	5	0	2	36	45
TOTAL	258	19	26	45	89	66	13	56	199	3	0	4	10	1	0	7	0	52	0	0	1	37	64	0	0	3	15	0	17	90	168
CFC #15 Child & Family Connections, Services of Will, Grundy, & Kankakee Counties, Inc., 2300 Glenwood Ave, Joliet, IL 60435 - Rachel Cimino																															
Jan-21	11	0	0	0	5	6	0	7	4	0	0	0	0	0	0	0	0	0	0	0	0	4	0	0	0	0	0	0	0	11	
Oct-21	613	24	28	39	220	279	23	289	324	0	0	0	11	2	0	0	0	0	0	0	61	192	0	5	0	26	0	27	91	522	
Nov-21	339	16	13	38	141	115	16	149	190	1	0	0	5	1	0	0	0	0	0	0	79	51	0	15	0	8	0	29	67	272	
Dec-21	192	13	12	26	66	60	15	93	99	0	0	0	2	2	0	0	0	0	0	0	37	45	0	0	0	5	0	8	51	141	
TOTAL	1155	53	53	103	432	460	54	538	617	1	0	0	18	5	0	0	0	0	0	0	2	177	292	0	20	0	39	0	64	209	946
CFC #16 Child & Family Connections, 201 W Springfield Ave, Ste 508 & 509, Champaign, IL 61820 - Chris Johnson																															
Oct-21	127	40	29	17	19	21	1	101	26	0	0	1	0	0	0	0	0	5	0	0	1	20	0	0	0	0	0	0	86	41	
Nov-21	93	35	20	14	16	8	0	78	15	0	0	4	1	0	0	0	0	0	0	0	10	0	2	0	0	0	0	2	69	24	
Dec-21	129	36	22	26	22	23	0	120	9	0	0	7	0	0	0	0	0	0	0	0	5	0	3	0	0	0	0	1	84	45	
TOTAL	349	111	71	57	57	52	1	299	50	0	0	12	1	0	0	0	0	5	0	0	1	35	0	5	0	0	0	3	239	110	
CFC #17 Child & Family Connections, ROE of Adams/Pike Counties, 510 Maine St, Ste 615, Quincy, IL 62301 - Kara Hoffman																															
Oct-21	136	0	4	7	46	54	18	115	21	2	0	0	0	0	0	0	0	0	0	0	3	0	0	0	0	0	0	19	11	118	
Nov-21	137	1	2	15	46	49	14	112	24	2	0	0	0	0	0	0	0	0	0	4	1	0	0	0	0	0	0	17	18	109	
Dec-21	40	0	0	1	17	15	7	30	10	0	0	0	0	0	0	0	0	0	0	0	2	0	0	0	0	0	0	8	1	39	
TOTAL	313	1	6	23	109	118	39	257	55	4	0	0	0	0	0	0	0	0	0	4	6	0	0	0	0	0	0	44	30	266	
CFC #18 Child & Family Connections, Sangamon Co. Public Health Department, 2833 S Grand Ave, E, Springfield, IL 62703 - Lisa McGlothlin																															
Oct-21	72	0	0	2	27	43	0	0	67	2	0	3	0	0	0	0	0	0	0	0	0	67	0	0	0	1	0	4	2	70	
TOTAL	72	0	0	2	27	43	0	0	67	2	0	3	0	0	0	0	0	0	0	0	0	67	0	0	0	1	0	4	2	70	
CFC #19 Child & Family Connections, Macon Co. Community Mental Health Board, 132 S Water St, Ste 604, Decatur, IL 62523 - Amy Farmer																															
Oct-21	48	0	0	11	20	15	2	0	48	0	0	0	0	2	0	0	0	7	1	0	8	26	5	0	0	0	2	0	11	37	
Nov-21	50	0	0	10	22	14	4	4	46	0	0	0	0	4	0	0	0	5	1	0	3	34	0	0	0	1	1	0	10	40	

## Screenings Reported by CFC/CPS/DCFS and Month / FY2022-Q2

Month	Total Screened	Ages (in Months)							Not Referred	Total Referred	Screenings of Children involved with DCFS			# of Children Ages 0 to 3 Referred to								# of Children Ages 3 to 5 Referred to								Sub-Totals		
		0-11	12-23	24-35	36-47	48-60	61+	In Intact Family Services			Children of Teen Wards	In Foster Care	LEA EI	(ECSE)	EHS	PI (center-based)	Child Care Program	HV	Other Services	Multiple Services	Rescreening	LEA (ECSE)	PFA	HS	Child Care Program	HV	Other Services	Multiple Services	Rescreening	Ages 0-35 mos.	Ages 36-61+ mos.	
Dec-21	38	0	0	12	15	9	2	4	34	0	0	0	0	4	0	0	0	6	1	0	0	3	20	0	0	0	3	3	0	12	26	
TOTAL	136	0	0	33	57	38	8	8	128	0	0	0	0	10	0	0	0	6	13	2	0	14	80	5	0	0	4	6	0	33	103	
CFC #20 Child & Family Connections, Community Support Systems, 1901 S 4th St. Ste 209, Effingham, IL 62401 - Rita Wahl																																
Oct-21	13	0	0	6	7	0	0	0	13	0	0	0	1	0	0	0	0	5	3	0	0	7	0	0	0	0	0	0	6	7		
Dec-21	5	0	0	4	0	1	0	0	5	0	0	0	0	0	0	0	0	4	0	0	0	1	0	0	0	0	0	0	4	1		
TOTAL	18	0	0	10	7	1	0	0	18	0	0	0	1	0	0	0	0	9	3	0	0	8	0	0	0	0	0	0	10	8		
CFC #21 Child & Family Connections, Regional Office of Education #13, 4 Eagle Center, Ste 4, O'Fallon, IL 62269 - Terri Kampwerth																																
Oct-20	19	4	7	8	0	0	0	15	4	6	0	3	2	0	0	0	0	0	0	2	0	0	0	0	0	0	0	0	19	0		
Oct-21	120	10	17	18	32	39	4	41	79	1	0	3	1	0	0	0	0	5	0	0	9	5	56	0	0	0	4	0	0	45	75	
Nov-21	73	18	27	16	8	3	1	51	22	9	0	7	2	4	0	0	0	10	0	0	1	3	2	0	0	0	0	0	61	12		
Dec-21	90	7	12	7	30	26	8	29	61	6	0	8	1	0	0	0	0	2	0	0	1	7	49	0	0	0	6	5	1	26	64	
TOTAL	302	39	63	49	70	68	13	136	166	22	0	21	6	4	0	0	0	17	0	0	13	15	107	0	0	0	10	5	1	151	151	
CFC #22 Child & Family Connections, Regional Office of Education #13, 660 W Noleman St. Centralia, IL 62801 - Nicole Van Hise																																
Sep-21	3	2	1	0	0	0	0	3	0	0	0	0	0	0	0	0	0	0	0	0	0	0	0	0	0	0	0	0	3	0		
Oct-21	44	3	3	0	10	28	0	36	8	0	0	11	1	0	0	0	0	3	0	0	0	1	3	0	0	0	0	0	6	38		
Nov-21	508	0	0	24	243	240	1	16	492	22	8	9	0	0	0	0	0	0	0	0	9	483	0	0	0	0	0	21	24	484		
TOTAL	555	5	4	24	253	268	1	55	500	22	8	20	1	0	0	0	0	3	0	0	0	10	486	0	0	0	0	0	21	33	522	
CFC #23 Child & Family Connections, Wabash & Ohio Valley Special Education Dist., 800 S Division St. Norris City, IL 62869 - Charity Heifner																																
Oct-21	137	10	7	13	48	59	0	89	48	0	0	0	1	0	0	0	0	0	0	1	5	39	0	0	0	0	0	30	30	107		
Nov-21	14	0	0	0	5	7	0	1	13	0	0	0	1	0	0	0	0	0	0	1	1	12	0	0	0	0	0	7	0	12		
Dec-21	40	5	6	5	10	14	0	29	11	0	0	0	2	0	0	0	0	0	0	2	0	8	0	0	0	0	0	7	16	24		
TOTAL	191	15	13	18	63	80	0	119	72	0	0	0	4	0	0	0	0	0	0	4	6	59	0	0	0	0	0	44	46	143		
CFC #24 Child & Family Connections, Archway, Inc., 2751 W Main, PO Box 1180, Carbondale, IL 62901-1180 - Lindsay Baskin																																
Oct-21	109	15	26	11	34	23	0	81	28	0	0	5	2	0	0	0	0	9	0	5	6	3	14	0	0	0	0	0	9	52	57	
Nov-21	34	0	4	1	15	11	3	28	6	0	0	0	0	0	0	0	1	0	0	1	1	4	0	0	0	0	0	0	5	29		
Dec-21	48	8	18	7	4	9	2	32	16	0	0	0	0	0	0	2	0	8	0	4	4	0	4	0	0	0	0	0	2	33	15	
TOTAL	191	23	48	19	53	43	5	141	50	0	0	5	2	0	0	2	0	18	0	9	11	4	22	0	0	0	0	0	11	90	101	
CFC #25 Child & Family Connections, Options & Advocacy for McHenry Co., 365 Millennium Dr. Ste A, Crystal Lake, IL 60012 - Susan Beckman																																
Jul-21	5	0	0	0	3	2	0	1	4	0	0	0	0	0	0	0	0	0	0	0	0	4	0	0	0	1	0	0	0	5		
Aug-21	35	0	0	7	19	9	0	5	30	0	0	0	0	1	0	0	0	0	0	0	3	26	0	0	0	0	0	0	7	28		

## Screenings Reported by CFC/CPS/DCFS and Month / FY2022-Q2

## Screenings Reported by CFC/CPS/DCFS and Agencies Represented / FY2022-Q2

Agency Type	Total Screened	Screenings of Children involved with DCFS							Not Referred	Total Referred	# of Children Ages 0 to 3 Referred to										# of Children Ages 3 to 5 Referred to							Sub-Totals			
		Ages (in Months)									In Intact Family Services	Children of Teen Wards	In Foster Care	LEA EI	PI (ECSE)	Child (center-based)	Care Program	HV	Other Services	Multiple Services	Rescreening	LEA (ECSE)	PFA	HS	Child Care Program	HV	Other Services	Multiple Services	Rescreening	Ages 0-35 mos.	Ages 36-61+ mos.
		0-11	12-23	24-35	36-47	48-60	61+																								
CFC #01 Child & Family Connections, Youth Services Network, Inc., 107 North 3rd Street, Rockford, IL 61107 - Dee Dee Lowery																															
HV	50	14	17	19	0	0	0	0	50	0	0	0	0	0	0	0	50	0	0	0	0	0	0	0	0	0	0	0	50	0	
LEA	20	0	0	1	12	7	0	1	19	0	0	1	0	1	0	0	0	0	0	0	5	12	0	0	0	0	0	1	1	19	
CFC #02 Child & Family Connections, Lake County Health Department, 3010 Grand Ave, 2nd Floor, Waukegan, IL 60085 - Donna Musser																															
LEA	26	0	0	1	13	8	4	16	10	0	0	0	0	1	0	0	0	0	0	0	9	0	0	0	0	0	0	0	1	25	
CFC #03 Child & Family Connections, Regional Office of Education for Carroll, Jo Daviess, & Stephenson Co., 27 S State Ave, Ste 101, Freeport, IL 61032 - Angela Hodges																															
HV	13	3	6	4	0	0	0	12	1	1	0	0	1	0	0	0	0	0	0	0	0	0	0	0	0	0	0	13	0		
LEA	13	3	6	4	0	0	0	12	1	1	0	0	1	0	0	0	0	0	0	0	0	0	0	0	0	0	0	13	0		
CFC #04 Child & Family Connections, DayOne PACT, 1551 E Fabyan Pkwy, Geneva, IL 60134 - Ellana Mavromatis																															
CC	52	6	5	10	12	19	0	51	1	0	0	0	0	0	0	0	0	0	0	0	1	0	0	0	0	0	0	21	31		
LEA	20	0	0	0	11	9	0	4	16	0	0	0	0	0	0	0	0	0	0	15	0	0	0	0	0	0	2	0	20		
CFC #05 Child & Family Connections, DayOne PACT, 550 Warrenville Rd, Ste 100B, Lisle, IL 60532 - Marianne McGuire																															
HV	56	13	16	21	6	0	0	0	56	0	0	0	9	0	0	0	0	1	7	0	33	0	6	0	0	0	0	0	50	6	
LEA	96	0	2	10	47	33	4	25	71	0	0	0	7	3	0	0	0	0	0	0	48	6	2	0	0	0	2	4	12	84	
CFC #06 Child & Family Connections, Clearbrook, 1835 W Central Rd, Arlington Heights, IL 60005 - Jason Tietz																															
CC	13	0	0	1	7	5	0	1	12	0	0	0	1	0	0	0	0	0	0	0	11	0	0	0	0	0	0	1	12		
LEA	73	0	0	11	31	29	2	11	62	0	0	2	0	5	0	0	0	0	0	0	13	41	0	0	0	1	2	1	11	62	
CFC #07 Child & Family Connections, Suburban Access, Inc, One Westbrook Corporate Ctr, Ste 640, Westchester, IL 60154 - Jo Ann Alferink																															
LEA	70	0	0	0	31	35	4	2	68	0	0	0	0	0	0	0	0	0	0	0	9	58	0	0	0	0	0	1	0	70	
CFC #12 Child & Family Connections, Easter Seals of Metropolitan Chicago, 17300 S Ozark Ave - North Bldg, Tinley Park, IL 60477 - Peter Byrne																															
LEA	21	0	0	0	10	10	1	18	3	0	0	0	0	0	0	0	0	0	0	0	0	0	0	0	0	0	3	0	21		
CFC #13 Child & Family Connections, Regional Office of Education #26, 130 S Lafayette St, Ste 200, Macomb, IL 61455 - Chuck Farr																															
LEA	30	0	0	6	18	6	0	0	30	0	0	0	0	6	0	0	0	0	0	0	0	24	0	0	0	0	0	0	6	24	
CFC #14 Child & Family Connections, 3000 W Rohmann Ave., West Peoria, IL 61604 - Michelle Harr																															
PAT	52	16	17	19	0	0	0	0	52	0	0	0	0	0	0	0	0	52	0	0	0	0	0	0	0	0	0	0	52	0	

## Screenings Reported by CFC/CPS/DCFS and Agencies Represented / FY2022-Q2

Agency Type	Total Screened	Screenings of Children involved with DCFS										# of Children Ages 0 to 3 Referred to								# of Children Ages 3 to 5 Referred to								Sub-Totals				
		Ages (in Months)						Not Referred	Total Referred	In Intact Family Services	Children of Teen Wards	In Foster Care	LEA		PI (center-based)	Child Care Program	HV	Other		Multiple Services	Rescreening	LEA		Child Care Program	HV	Other		Multiple Services	Rescreening	Ages 0-35 mos.	Ages 36-61+ mos.	
		0-11	12-23	24-35	36-47	48-60	61+						ECSE	EHS				Services	Services			ECSE	PFA			HS	Services					Services
CFC #15 Child & Family Connections, Services of Will, Grundy, & Kankakee Counties, Inc., 2300 Glenwood Ave, Joliet, IL 60435 - Rachel Cimino																																
HS/EHS	3	0	0	0	3	0	0	1	2	0	0	0	0	0	0	0	0	0	0	0	0	0	0	0	0	0	0	0	2	0	3	
LEA	233	1	0	50	94	83	5	30	203	0	0	0	0	4	0	0	0	0	0	0	0	90	98	0	0	0	7	0	4	51	182	
CFC #16 Child & Family Connections, 201 W Springfield Ave, Ste 508 & 509, , Champaign, IL 61820 - Chris Johnson																																
HD	20	20	0	0	0	0	0	20	0	0	0	0	0	0	0	0	0	0	0	0	0	0	0	0	0	0	0	0	0	20	0	
LEA	33	0	0	0	22	11	0	0	33	0	0	0	0	0	0	0	0	0	0	0	1	24	0	5	0	0	0	3	0	33		
CFC #17 Child & Family Connections, ROE of Adams/Pike Counties, 510 Maine St, Ste 615, Quincy, IL 62301 - Kara Hoffman																																
HS/EHS	29	0	0	0	10	10	1	16	13	0	0	0	0	0	0	0	0	0	0	0	2	0	0	0	0	0	0	11	0	21		
LEA	269	0	0	17	97	108	38	226	42	4	0	0	0	0	0	0	0	0	0	4	4	0	0	0	0	0	0	33	17	243		
CFC #22 Child & Family Connections, Regional Office of Education #13, 660 W Noleman St, Centralia, IL 62801 - Nicole Van Hise																																
HS/EHS	51	0	0	0	15	35	1	50	1	0	0	10	0	0	0	0	0	0	0	0	1	0	0	0	0	0	0	0	0	0	51	
CFC #24 Child & Family Connections, Archway, Inc., 2751 W Main, PO Box 1180, Carbondale, IL 62901-1180 - Lindsay Baskin																																
CFC	5	0	2	0	0	1	2	5	0	0	0	0	0	0	0	0	0	0	0	0	0	0	0	0	0	0	0	0	2	3		
EI	5	0	2	0	0	1	2	5	0	0	0	0	0	0	0	0	0	0	0	0	0	0	0	0	0	0	0	2	3			
HS/EHS	67	0	0	0	38	26	3	64	3	0	0	1	0	0	0	0	0	0	0	0	1	2	0	0	0	0	0	0	0	67		
HV	4	0	3	1	0	0	0	4	0	0	0	0	0	0	0	0	0	0	0	0	0	0	0	0	0	0	0	4	0			
LEA	28	2	7	2	7	10	0	5	23	0	0	0	2	0	0	0	9	0	9	11	0	10	0	0	0	0	0	2	11	17		
CFC #25 Child & Family Connections, Options & Advocacy for McHenry Co., 365 Millennium Dr, Ste A, Crystal Lake, IL 60012 - Susan Beckman																																
LEA	0	0	0	0	0	0	0	0	0	0	0	0	0	0	0	0	0	0	0	0	0	0	0	0	0	0	0	0	0	0		

## Screenings Reported by CFC/CPS/DCFS and Screening Tools Utilized / FY2022-Q2

Screening Tool	Total Screened	Screenings of Children involved with DCFS											# of Children Ages 0 to 3 Referred to								# of Children Ages 3 to 5 Referred to									
		Ages (in Months)							Not Referred	Total Referred	In Intact Family Services	Children of Teen Wards	In Foster Care	LEA EI	(ECSE)	PI (center-based)	Child Care Program	HV	Other Services	Multiple Services	Rescreening	LEA (ECSE)	PFA	HS	Child Care Program	HV	Other Services	Multiple Services	Rescreening	
		0-11	12-23	24-35	36-47	48-60	61+																							
<b>CFC #01 Child &amp; Family Connections, Youth Services Network, Inc., 107 North 3rd Street, Rockford, IL 61107 - Dee Dee Lowery</b>																														
ASQ-3	53	14	17	19	3	0	0	0	53	0	0	1	0	0	0	0	50	0	0	0	0	3	0	0	0	0	0	0	0	0
ASQ:SE-2	50	14	17	19	0	0	0	0	50	0	0	0	0	0	0	0	50	0	0	0	0	0	0	0	0	0	0	0	0	0
DIAL-4	13	0	0	1	8	4	0	1	12	0	0	0	0	1	0	0	0	0	0	0	1	9	0	0	0	0	0	0	1	
PLS	4	0	0	0	1	3	0	0	4	0	0	0	0	0	0	0	0	0	0	0	4	0	0	0	0	0	0	0	0	
Speed DIAL-4	4	0	0	0	1	3	0	0	4	0	0	0	0	0	0	0	0	0	0	0	4	0	0	0	0	0	0	0	0	
<b>CFC #02 Child &amp; Family Connections, Lake County Health Department, 3010 Grand Ave, 2nd Floor, Waukegan, IL 60085 - Donna Musser</b>																														
DIAL-4	26	0	0	1	13	8	4	16	10	0	0	0	0	1	0	0	0	0	0	0	9	0	0	0	0	0	0	0	0	
<b>CFC #03 Child &amp; Family Connections, Regional Office of Education for Carroll, Jo Daviess, &amp; Stephenson Co., 27 S State Ave, Ste 101, Freeport, IL 61032 - Angela Hodges</b>																														
ASQ-3	13	3	6	4	0	0	0	12	1	1	0	0	1	0	0	0	0	0	0	0	0	0	0	0	0	0	0	0	0	
ASQ:SE-2	13	3	6	4	0	0	0	12	1	1	0	0	1	0	0	0	0	0	0	0	0	0	0	0	0	0	0	0	0	
<b>CFC #04 Child &amp; Family Connections, DayOne PACT, 1551 E Fabyan Pkwy, Geneva, IL 60134 - Ellana Mavromatis</b>																														
ASQ	9	0	0	0	6	3	0	0	9	0	0	0	0	0	0	0	0	0	0	0	8	0	0	0	0	0	0	0	1	
ASQ-3	52	6	5	10	12	19	0	51	1	0	0	0	0	0	0	0	0	0	0	0	0	1	0	0	0	0	0	0	0	
ASQ:SE	20	0	0	0	11	9	0	4	16	0	0	0	0	0	0	0	0	0	0	0	15	0	0	0	0	0	0	2		
BDI-2	11	0	0	0	5	6	0	4	7	0	0	0	0	0	0	0	0	0	0	0	7	0	0	0	0	0	0	1		
Play-Based	9	0	0	0	6	3	0	0	9	0	0	0	0	0	0	0	0	0	0	0	8	0	0	0	0	0	0	0	1	
<b>CFC #05 Child &amp; Family Connections, DayOne PACT, 550 Warrenville Rd, Ste 100B, Lisle, IL 60532 - Marianne McGuire</b>																														
ASQ	79	0	2	9	34	30	4	22	57	0	0	0	6	3	0	0	0	0	0	0	42	0	2	0	0	0	0	0	4	
ASQ-3	73	13	16	22	19	3	0	3	70	0	0	0	10	0	0	0	0	1	7	0	33	6	12	0	0	0	0	2	0	
ASQ:SE	79	0	2	9	34	30	4	22	57	0	0	0	6	3	0	0	0	0	0	0	42	0	2	0	0	0	0	0	4	
ASQ:SE-2	57	6	14	16	18	3	0	3	54	0	0	0	7	0	0	0	0	1	4	0	24	6	11	0	0	0	0	2	0	
TPBA	79	0	2	9	34	30	4	22	57	0	0	0	6	3	0	0	0	0	0	0	42	0	2	0	0	0	0	0	4	
<b>CFC #06 Child &amp; Family Connections, Clearbrook, 1835 W Central Rd, Arlington Heights, IL 60005 - Jason Tietz</b>																														
ASQ-3	23	0	0	5	10	8	0	7	16	0	0	0	1	0	0	0	0	0	0	0	15	0	0	0	0	0	0	0	0	
DIAL	12	0	0	6	2	2	2	3	9	0	0	1	0	4	0	0	0	0	0	0	4	0	0	0	0	0	0	0	1	
DIAL-4	51	0	0	1	26	24	0	2	49	0	0	1	0	1	0	0	0	0	0	0	5	41	0	0	0	1	2	0		
<b>CFC #07 Child &amp; Family Connections, Suburban Access, Inc, One Westbrook Corporate Ctr, Ste 640, Westchester, IL 60154 - Jo Ann Alferink</b>																														
ASQ	4	0	0	0	3	1	0	2	2	0	0	0	0	0	0	0	0	0	0	0	1	0	0	0	0	0	0	0	1	

## Screenings Reported by CFC/CPS/DCFS and Screening Tools Utilized / FY2022-Q2

Screening Tool	Total Screened	Screenings of Children involved with DCFS											# of Children Ages 0 to 3 Referred to								# of Children Ages 3 to 5 Referred to									
		Ages (in Months)						Not Referred	Total Referred	In Intact Family Services	Children of Teen Wards	In Foster Care	LEA EI	(ECSE)	EHS	PI (center-based)	Child Care Program	HV	Other Services	Multiple Services	Rescreening	LEA (ECSE)	PFA	HS	Child Care Program	Other HV	Services	Multiple Services	Rescreening	
		0-11	12-23	24-35	36-47	48-60	61+																							
ASQ:SE	4	0	0	0	3	1	0	2	2	0	0	0	0	0	0	0	0	0	0	0	0	1	0	0	0	0	0	0	0	1
DIAL-4	70	0	0	0	31	35	4	2	68	0	0	0	0	0	0	0	0	0	0	0	0	9	58	0	0	0	0	0	0	1
CFC #12 Child & Family Connections, Easter Seals of Metropolitan Chicago, 17300 S Ozark Ave - North Bldg, Tinley Park, IL 60477 - Peter Byrne																														
DIAL-4	21	0	0	0	10	10	1	18	3	0	0	0	0	0	0	0	0	0	0	0	0	0	0	0	0	0	0	0	0	3
CFC #13 Child & Family Connections, Regional Office of Education #26, 130 S Lafayette St, Ste 200, Macomb, IL 61455 - Chuck Farr																														
DIAL	30	0	0	6	18	6	0	0	30	0	0	0	0	6	0	0	0	0	0	0	0	0	24	0	0	0	0	0	0	0
CFC #14 Child & Family Connections, 3000 W Rohmann Ave., West Peoria, IL 61604 - Michelle Harr																														
ASQ-3	52	16	17	19	0	0	0	0	52	0	0	0	0	0	0	0	0	52	0	0	0	0	0	0	0	0	0	0	0	0
CFC #15 Child & Family Connections, Services of Will, Grundy, & Kankakee Counties, Inc., 2300 Glenwood Ave, Joliet, IL 60435 - Rachel Cimino																														
ASQ	24	1	0	0	12	9	2	1	23	0	0	0	0	0	0	0	0	0	0	0	0	6	17	0	0	0	0	0	0	0
ASQ-3	14	0	0	3	8	3	0	0	14	0	0	0	0	2	0	0	0	0	0	0	0	0	8	0	0	0	0	0	0	4
ASQ:SE	14	0	0	3	8	3	0	0	14	0	0	0	0	2	0	0	0	0	0	0	0	0	8	0	0	0	0	0	0	4
BRIG	6	0	0	3	3	0	0	0	6	0	0	0	0	0	0	0	0	0	0	0	0	0	6	0	0	0	0	0	0	0
DIAL	24	1	0	0	12	9	2	1	23	0	0	0	0	0	0	0	0	0	0	0	0	6	17	0	0	0	0	0	0	0
DIAL-4	192	0	0	44	74	71	3	30	162	0	0	0	0	2	0	0	0	0	0	0	0	84	67	0	0	0	7	0	2	
CFC #16 Child & Family Connections, 201 W Springfield Ave, Ste 508 & 509, Champaign, IL 61820 - Chris Johnson																														
DIAL-4	33	0	0	0	22	11	0	0	33	0	0	0	0	0	0	0	0	0	0	0	0	1	24	0	5	0	0	0	0	3
CFC #17 Child & Family Connections, ROE of Adams/Pike Counties, 510 Maine St, Ste 615, Quincy, IL 62301 - Kara Hoffman																														
DIAL	298	0	0	17	107	118	39	242	55	4	0	0	0	0	0	0	0	0	0	0	4	6	0	0	0	0	0	0	0	44
CFC #22 Child & Family Connections, Regional Office of Education #13, 660 W Noleman St, Centralia, IL 62801 - Nicole Van Hise																														
BRIG	51	0	0	0	15	35	1	50	1	0	0	10	0	0	0	0	0	0	0	0	0	1	0	0	0	0	0	0	0	0
DECA I/T - DECA-C	51	0	0	0	15	35	1	50	1	0	0	10	0	0	0	0	0	0	0	0	0	1	0	0	0	0	0	0	0	0
CFC #24 Child & Family Connections, Archway, Inc., 2751 W Main, PO Box 1180, Carbondale, IL 62901-1180 - Lindsay Baskin																														
ASQ	6	0	3	1	1	1	0	4	2	0	0	0	0	0	0	0	0	0	0	0	0	2	0	0	0	0	0	0	0	0
ASQ-3	21	2	7	2	5	5	0	0	21	0	0	0	2	0	0	0	0	9	0	9	11	0	10	0	0	0	0	0	0	0
ASQ:SE-2	21	2	7	2	5	5	0	0	21	0	0	0	2	0	0	0	0	9	0	9	11	0	10	0	0	0	0	0	0	0
BRIG	51	0	3	1	25	22	0	49	2	0	0	1	0	0	0	0	0	0	0	0	0	0	0	0	0	0	0	0	0	2



## Screenings Reported by CFC/CPS/DCFS and Screening Tools Utilized / FY2022-Q2

Screening Tool	Total Screened	Screenings of Children involved with DCFS																																				
		Ages (in Months)								Not Referred	Total Referred	In Intact Family Services			Children of Teen Wards			In Foster Care			# of Children Ages 0 to 3 Referred to										# of Children Ages 3 to 5 Referred to							
																					# of Children Ages 0 to 3 Referred to										# of Children Ages 3 to 5 Referred to							
		0-11	12-23	24-35	36-47	48-60	61+	EI	LEA (ECSE)	EHS	PI (center-based)	Child Care Program	HV	Other Services	Multiple Services	Rescreening	LEA (ECSE)	PFA	HS	Child Care Program	HV	Other Services	Multiple Services	Rescreening														
BRIG-3	5	0	2	0	0	1	2	5	0	0	0	0	0	0	0	0	0	0	0	0	0	0	0	0	0	0	0	0	0	0	0	0						
DECA I/T - DECA-C	25	0	0	0	14	8	3	24	1	0	0	0	0	0	0	0	0	0	0	0	0	0	0	0	0	0	0	0	0	0	0	0						
Hearing	4	0	3	1	0	0	0	4	0	0	0	0	0	0	0	0	0	0	0	0	0	0	0	0	0	0	0	0	0	0	0	0						
CFC #25	Child & Family Connections, Options & Advocacy for McHenry Co., 365 Millennium Dr, Ste A, Crystal Lake, IL 60012 - Susan Beckman																																					
ASQ-3	0	0	0	0	0	0	0	0	0	0	0	0	0	0	0	0	0	0	0	0	0	0	0	0	0	0	0	0	0	0	0	0						