

TO: Kristina Doan, ISBE
Ann Freiburg, IDHS
Colleen Cunningham, IDHS
Jennifer Grissom, IDHS
All CFC Managers
Andria Goss, Cook County DCFS
Davette Clark-Johnson, CPS
Kelsey Badger, Erikson Institute's DCFS Intact Program
Allison Lowe-Fotos, Ounce of Prevention Fund
Carmen Garcia, Ounce of Prevention Fund
Karen Berman, Ounce of Prevention Fund
Kayla Goldfarb, Ounce of Prevention Fund

DATE: June 15, 2022

RE: FY 2022 Q3 Developmental Screening Report

Enclosed within are Child Find developmental screening reports and maps reflecting the number of children reported as screened from January 1, 2022 through March 31, 2022 throughout the State of Illinois. Please note that IDHS County Health Department (CHD) data is *not* included. When available, it will be located at <http://www.dhs.state.il.us/page.aspx?item=33422>. We hope to reintegrate this data going forward.

TABLE OF CONTENTS

Narrative	2
Sample Form	4
Directions for Completing Form	5
Data Mappings	8
Screenings Reported by ZIP Code	14
Screenings Reported by Month	25
Screenings Reported by Agencies Represented	29
Screenings Reported by Screening Tool Utilized	32

This report, as well as reports reflecting prior years, is made publicly available on our website at <https://www.childfind-idea-il.us/Screening.aspx>. If you have any questions or concerns about the enclosed information, please feel free to reach out via the contact form on our website at <https://www.childfind-idea-il.us/Contact.aspx> or call (800) 851-6197, option 2.

Best Regards,



Denise Stricklin
Child Find Project Coordinator

Child Find Project Data Collection Mappings

Background

Since 1998, the Illinois State Board of Education (ISBE) has operated the Child Find Project (Child Find), funded through Individuals with Disabilities Education Act Part B, Preschool Discretionary funds to develop and disseminate public awareness materials to Local Education Agencies (LEAs), Special Education Cooperatives, and the Child and Family Connections (CFC) offices.

The Child Find Project, managed by a single Program Coordinator, collects data on the number and location of developmental screenings taking place across Illinois for children between 0 to 5 years of age. A developmental screening is the use of screening tools to track the development of young children across multiple domains. Child Find receives:

- Data from the 25 CFC sites across Illinois. CFCs are the system point of entry for Early Intervention under the Illinois Department of Human Services (IDHS), and are required to report data to Child Find. CFCs receive data from local school districts, with the exception of Chicago Public School (CPS) District #299, where data is reported directly to Child Find.
- Quarterly data on screenings from all health departments reporting to IDHS, which is obtained from the Cornerstone data entry system (Cornerstone).
- Department of Children and Family Services (DCFS) Cook County for children birth to five who are in care. These screenings are conducted by Erikson Institute (Erikson) /DCFS Early Childhood developmental specialists or by the DCFS Integrated Assessment program.
- Monthly data from Erikson/ DCFS Early Childhood Intact Program for Cook, Northern, Central and Southern regions. Erikson/DCFS Early Childhood developmental specialists administer developmental screenings to children ages birth through three entering the foster care system in Cook County and coordinates assessments statewide. The data is not separated by zip codes but reported by the four DCFS regions.

Through the support of the Early Learning Council, the *0-5 Child Find Screening Data Collection Form* (Data Collection Form) used by reporting entities was updated in 2016 in an effort to gather improved information on referral counts, screening tools used, type of reporting program/entity and the type of referral. Among these improvements, a new field was added to include the zip code of locations performing developmental screenings. The inclusion of this field allows for the mapping of portrays where screenings occur, identify potential gaps in reporting and referrals and make the data useful for stakeholders.

Mappings

Child Find has partnered with the Illinois Early Childhood Asset Map (IECAM) to display, through geo-mapping, where developmental screenings are occurring as reported on the Data Collection Form. Developed in 2006, IECAM is funded by ISBE and the IDHS to provide information on existing services, the demographics of young children and their families, and state resources that serve young children. Child Find provides quarterly reports to IECAM which in turn provides mappings on 0-5 Child Find Screenings:

- Total Screened by CFC region
- Total Referred by CFC region

- Total Screened by Zip Code
- Total Referred by Zip Code

Limitations and exclusions

There is no data system to support unduplicated, disaggregated child level data collection, but the addition of the zip code field draws a broader picture of screenings occurring in the state. Even with the stated improvements to the Data Collection Form, limitations remain:

- Reporting to CFCs is voluntary and reporting entities include: school districts, Local Education Agencies (LEAs), Special Education Cooperatives, Regional Offices of Education, child care providers, Head Start/Early Head Start, Home Visiting programs, Early Intervention providers, health departments, health care providers, DCFS, IDHS Family Case Management, multi-funded programs, and Women, Infants and Children.
- CFCs 8, 9, 10 and 11 serve the City of Chicago but do not conduct screening events – Chicago Public Schools (CPS) #299 coordinates all screenings in these regions. It is up to CPS to report the screenings conducted, and data is not broken down by CFC region or even zip code.
- Reporting entities submit data manually through paper forms. CFCs vary greatly in the frequency and method of reporting data to Child find: Some CFCs email forms to the Project Coordinator as forms are received and other CFCs collect forms throughout a quarter before submitting them all at once via US Mail or fax.
- Delayed reporting from entities to CFCs impacts the timeliness of data to Child Find. CFCs do not all report information to Child Find in regular intervals.
- Data collection is time consuming and complex for both reporting entities and CFCs. Data is often inconsistent and unreliable because not all relevant fields are completed and mathematical miscalculations are recorded in fields. As of May 1, 2018, Child Find is piloting an electronic data collection system with two CFCs. This system would notify reporting entities when a mistake has been entered, prompting a correction before data submission is allowed.
- IDHS does not report data on developmental screenings by zip code. Rather, quarterly Cornerstone data is reported to Child Find in an aggregate format. This constitutes a significant sector of data that cannot be mapped.
- The data is not available in real-time but delayed by at least one quarter.
- The zip code on the Data Collection Form refers to where the screening occurred, not necessarily the home zip code of the children receiving the screening.

Even with limitations, the mappings make the data transparent and provides utility for stakeholders as a quality improvement process. As state agencies, programs, and communities continue to employ developmental screenings as a tool to support children’s development and school readiness, these mappings visually display areas in the state that might be underreporting screenings and need additional supports to increase screenings and referrals. Further, the wide dissemination of the mappings raise awareness of Child Find which may lead to better reporting by both entities and CFCs. Additional fields were added to the Data Collection Form beyond the zip code and future mappings are possible in the future.

0-5 CHILD FIND SCREENING DATA COLLECTION FORM

Please refer to the directions when completing this form.

SECTION I: IDENTIFYING INFORMATION

Current Date: _____	Month/Year of Screenings: _____	CFC Submitting Form: _____
Name of Screening Agency: _____		
Type of Program/Entity ¹ : _____	Zip Code of Locations of Screenings: _____	
Screening Tool(s) used: _____		
Contact Person's Name: _____	Phone Number: _____	
Email Address: _____		

If the screening was part of a shared screening event, please check the following box: ☐

SECTION II: SCREENING INFORMATION

Report Totals								
Total Children Screened	Age 0-11 months	Age 12-23 months	Age 24-35 months	Age 36-47 months	Age 48-60 months	Age 61+ months	Not Referred	Total Referred

Screenings of Children involved with DCFS		
# of Children in Intact Family Services Screened	# of Children of Teen Wards Screened	# of Children in Foster Care Screened

SECTION III: SCREENING RESULTS – REFERRAL COUNTS²

Report Totals for Children Ages 0 – 35 Months								
# Referred to EI	# Referred to LEA (ECSE)	# Referred to EHS	# Referred to PI (center-based)	# Referred to Child Care Program	# Referred to HV	# Referred to Other Services	# Referred to Multiple Services	# Referred for Rescreening

Report Totals for Children Ages 36 – 60 Months							
# Referred to LEA (ECSE)	# Referred to PFA	# Referred to HS	# Referred to Child Care Program	# Referred to HV	# Referred to Other Services	# Referred to Multiple Services	# Referred for Rescreening

Please fax or email completed form(s) by _____ (insert timeframe) to your local Child and Family Connections (CFC) office at the following contact information: _____.

You may find your local CFC office by going to the Illinois Department of Human Services office locator at www.dhs.state.il.us. If you have questions regarding this form, please contact the Child Find Project at 1-800-851-6197.

¹ Child Care Provider (CC), Head Start/Early Head Start (HS/EHS), Home Visiting (HV), Multi-Funded Program (MFP), Child and Family Connections (CFC), School District or Local Education Agency (LEA), Early Intervention (EI) Provider, Health Department (HD), Health Care Provider (HC), Women, Infants and Children (WIC), Illinois Department of Children and Family Services (DCFS) or Family Case Management (FCM).

² The following are abbreviations used in SECTION III: EI = Early Intervention; EHS = Early Head Start; PI = Prevention Initiative; HV = Home Visiting; PFA = Preschool for All; and HS = Head Start.

**DIRECTIONS FOR COMPLETING
0-5 CHILD FIND SCREENING, REPORTING AND DATA COLLECTION FORM**

The Illinois State Board of Education (ISBE) operates the Child Find Project (the “Project”). The Project is funded through IDEA Part B, Preschool Discretionary funds to develop and disseminate public awareness materials to Local Education Agencies (LEAs), Special Education Cooperatives, and the Child and Family Connections (CFC) offices. One activity of the Project is to collect data on the number and location of developmental screenings taking place across the State of Illinois for children between 0 and 5 years of age. The purpose of the 0-5 Child Find Screening, Reporting and Data Collection Form (the “Form”) is the collection of said data by the Project. If your program administers developmental screenings, you should report screening data to the Project using the Form. This applies to developmental screenings only and not to other types of screenings, such as those for vision or hearing. Agencies are required to complete each section of the Form.

The following are certain definitions that may be useful when completing the Form:

Health Department – A certified public health department of a county or the City of Chicago that strives to meet the public health needs of its jurisdiction.

Health Care Provider – A primary care physician, clinic, etc.

Home Visiting – A voluntary program serving pregnant women and children up to the age of 5 that promotes positive parenting practices and builds healthy parent-child relationships, which makes them an essential strategy for reducing child abuse and neglect, improving health outcomes for mothers and children, and increasing school readiness. Home visiting services use evidence-based, intensive, outcome-driven models that promote parent-child attachment; provide developmental screening, monitoring, and referrals; and provide linkages to community resources and services. Additional information pertaining to home visiting in Illinois can be found at <http://www.igrowillinois.org/>.

Multi-Funded Program – A program receiving separate funds from two or more program funding streams that are integrated or blended in order to pay for total program expenditures.

SECTION I: IDENTIFYING INFORMATION

This information allows the tracking of locations of screenings that occur, what programs or entities are involved in screenings, at what frequency screenings occur in a particular area, and who participates in screening activities.

Current Date – Insert the date the screening form is completed.

Month/Year of Screening – For cumulative reporting, insert the month and year the screenings took place.

CFC Submitting Form – CFCs should insert their CFC #, if a CFC is submitting a completed form.

Name of Screening Agency – Insert the name of the agency or provider undertaking the screening. Please note that such an agency or provider may include, but is not limited to, the following: Child Care Provider (CC); Head Start/Early Head Start (HS/EHS); Home Visiting (HV); Multi-Funded Program (MFP); Child and Family Connections (CFC); School District or Local Education Agency (LEA); Early Intervention (EI) Provider; Health Department (HD); Health Care Provider (HC); Women, Infants and

Children (WIC); Illinois Department of Children and Family Services (DCFS); or Family Case Management (FCM).

This information is gathered for data collection purposes only. If the screening is a joint effort between two or more CFCs or two or more school districts, indicate all CFCs and school districts involved in the joint effort, in order to show the area in which screenings are taking place. If a joint screening takes place with a CFC and a school district, the screenings will be attributed to the CFC or school district based on the ages of the children screened. Separate reports may be submitted if easier on reporting entities.

Type of Program/Entity – Insert the type of program or entity that describes the Screening Agency. Options include the following: Child Care Provider (CC); Head Start/Early Head Start (HS/EHS); Home Visiting (HV); Multi-Funded Program (MFP); Child and Family Connections (CFC); School District or Local Education Agency (LEA); Early Intervention (EI) Provider; Health Department (HD); Health Care Provider (HC); Women, Infants and Children (WIC); Illinois Department of Children and Family Services (DCFS); or Family Case Management (FCM).

Zip Code of the Locations of Screenings – Identify the zip code of the location of the screening event. One form should be submitted per event, as such, only one zip code should be entered here.

Screening Tool – Identify name of Developmental Screening tool(s) administered (e.g., ASQ3, ASQ-SE, DIAL, Brigance, other) by listing all that apply on the Form. Do not include other screenings performed such as Vision, Hearing, etc.

Contact Person (Name, Phone Number and Email Address) – Insert the name, telephone number and email address of the individual in charge of the screening session.

Name of Agency – List agency(ies) or individual provider(s) conducting the screening activity(ies), if screening event is community-wide or a joint-effort.

SECTION II: SCREENING INFORMATION

This information allows the tracking of the number of children screened and their age at the time of screening. Please note that the data for Section II refers to the total number of children screened (and is not separated out by zip codes as in Section I above).

Total Children Screened – Total number of children screened during event of cumulative monthly report.

Age 0-61+ Months – In the appropriate box, indicate the number of children by age who were screened.

Not Referred – Children who were screened but no referral was needed.

Total Referred – Children who were screened and a referral was needed.

The “Total Children Screened” count in Section II of the Form should equal the number of children referred *plus* the number of children not referred.

For purposes of the Form, a **Referral** occurs when a provider completes a screening and provides

information on how to connect families to a service provider that can meet the child and family's needs as indicated on the screening. Guidance on *referring families* may be found at the websites for (i) ExceleRate Illinois (including, the following link: <http://www.exceleRateillinoisproviders.com/docman/resources/91-three-steps-to-screening/file>) and (ii) U.S. Department of Health and Family Services—Office of Administration for Children and Families for *Birth to 5: Watch Me Thrive!* (including, the following link: https://www.acf.hhs.gov/sites/default/files/ece/ece_providers_guide_march2014.pdf)

For purposes of data related to the screenings of children involved with DCFS (which is collected in the second table in Section II), please note the following:

of Children in Intact Family Services Screened – refers to the number of children screened who are involved with DCFS but are not in DCFS protective custody and are residing with their families as part of DCFS's Intact Families program.

of Children of Teen Wards Screened – refers to the number of children screened whose parents are wards of DCFS.

of Children in Foster Care Screened – refers to the number of children screened who are in DCFS care and residing with a foster family.

SECTION III: SCREENING RESULTS – REFERRAL COUNTS

The information submitted here allows the tracking of referrals made for children ages 0-35 months and 36-50 months.

Indicate the number of children referred for further evaluation in the appropriate referral count box identified. If a referral type is not listed, please indicate the name of the agency(ies) receiving referral(s) and the number of children involved. Please note that the numbers used in Section III will overlap and will not always match-up to the number used in the category of "Total Referred" in Section II above.

Referred to Other Services – Indicate the number of children referred to community based programs/agencies (i.e., speech, hearing, vision).

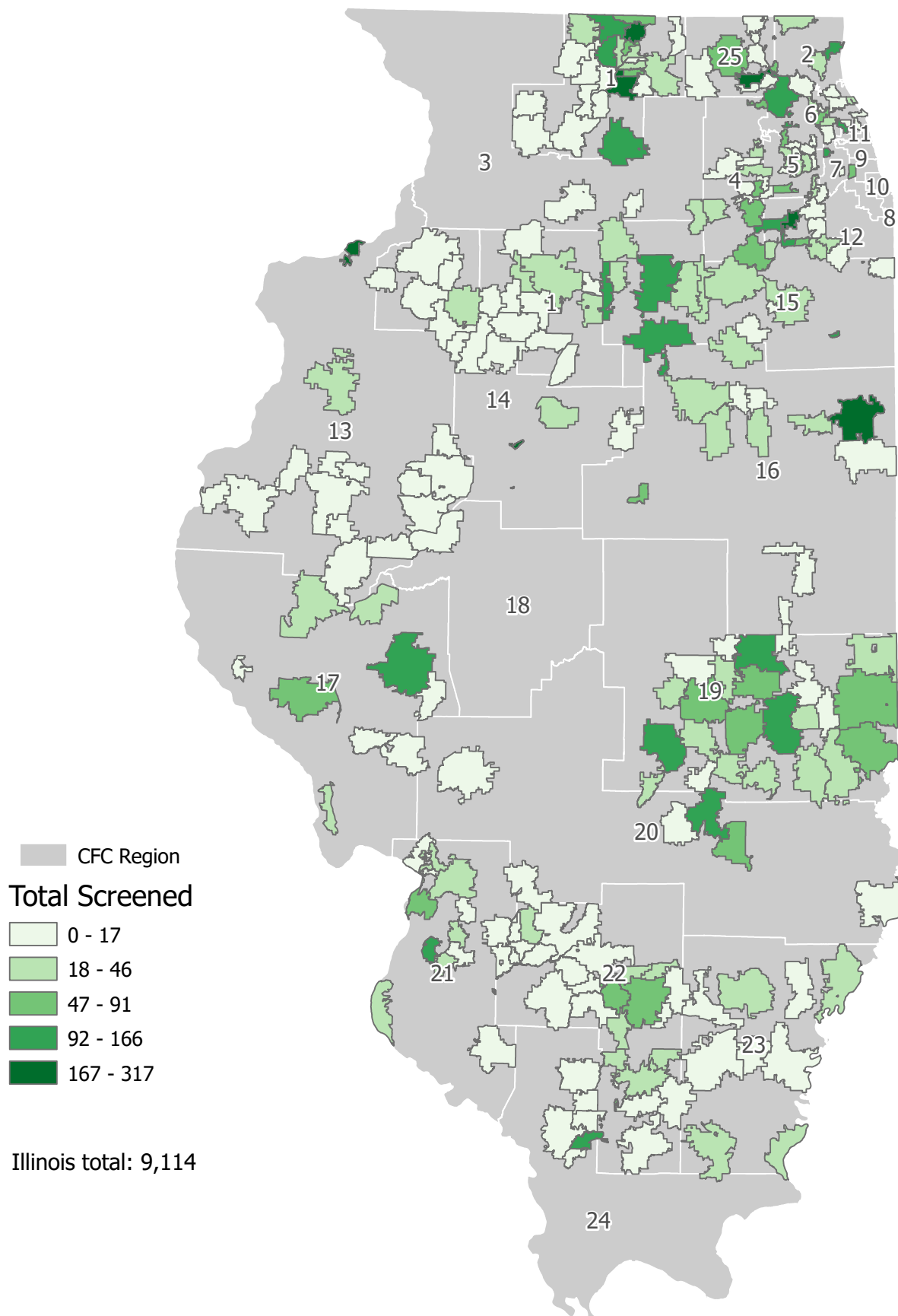
Referred for Rescreening – Indicate the number of children who did not score a concern on the screening, but are determined to benefit from a repeat screening at a later date (due to parent report of functioning variance, unable to screen, other concerns screener may have, etc.).

Referred to Multiple Services – If more than one of the other categories in this Section III has been checked, then also check "Referred for Multiple Services". *Please note that some children may be referred to multiple services and we want to know how many children present like that.*

Please **fax or email** completed reports to the local Child and Family Connections (CFC) office, attention Local Interagency Council (LIC) Coordinator. The LIC Coordinator is responsible for collecting all 0-5 Screening Collection forms relating to screening activities for children 0-5 years of age occurring in the service area. These reports are forwarded monthly to the State's Child Find Project Coordinator for statewide analysis and data compilation.

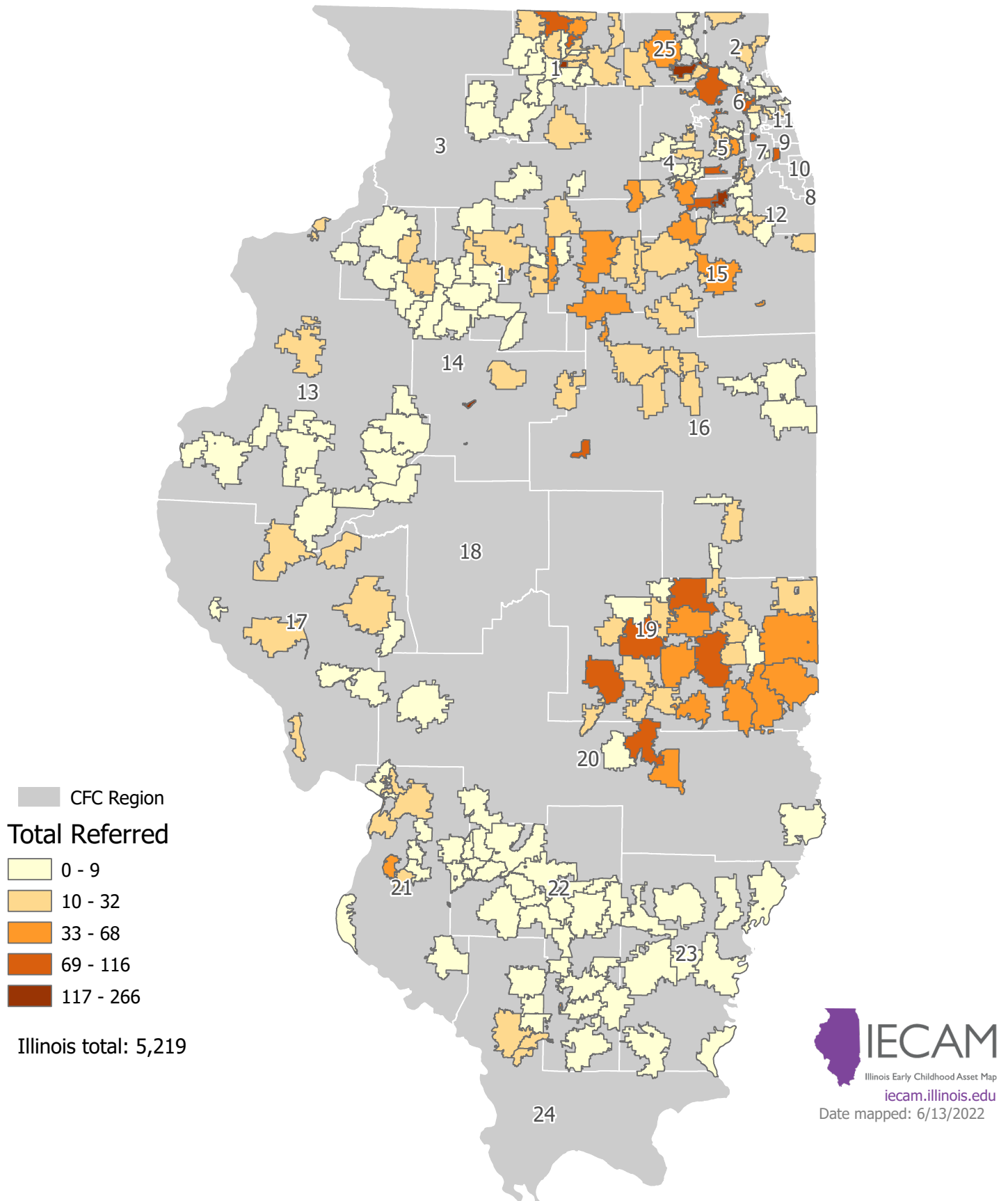
Child Find Screening FY2022, Q3

Total children birth through 5 years old screened, zip code



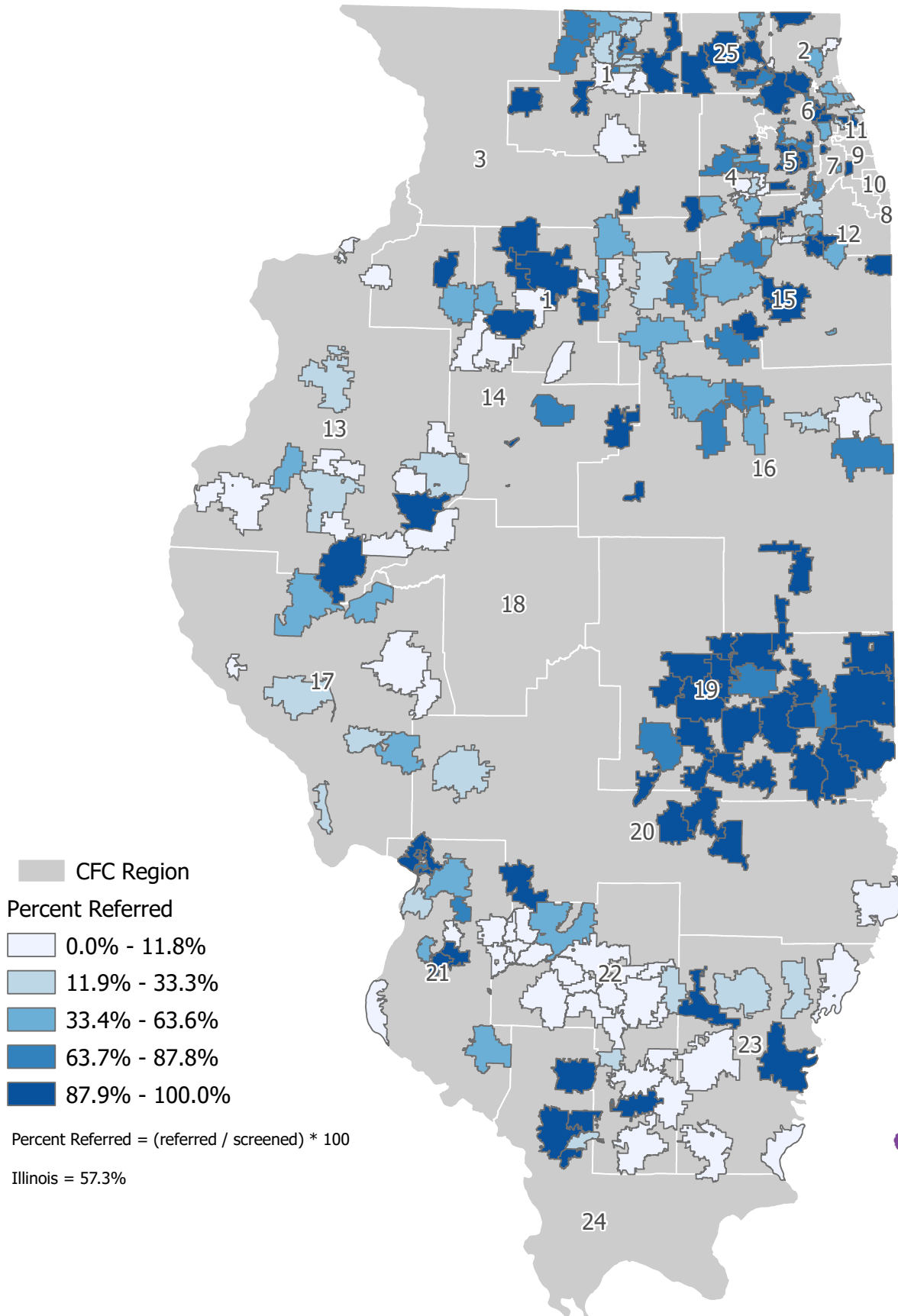
Child Find Screening FY2022, Q3

Total children birth through 5 years old referred, zip code



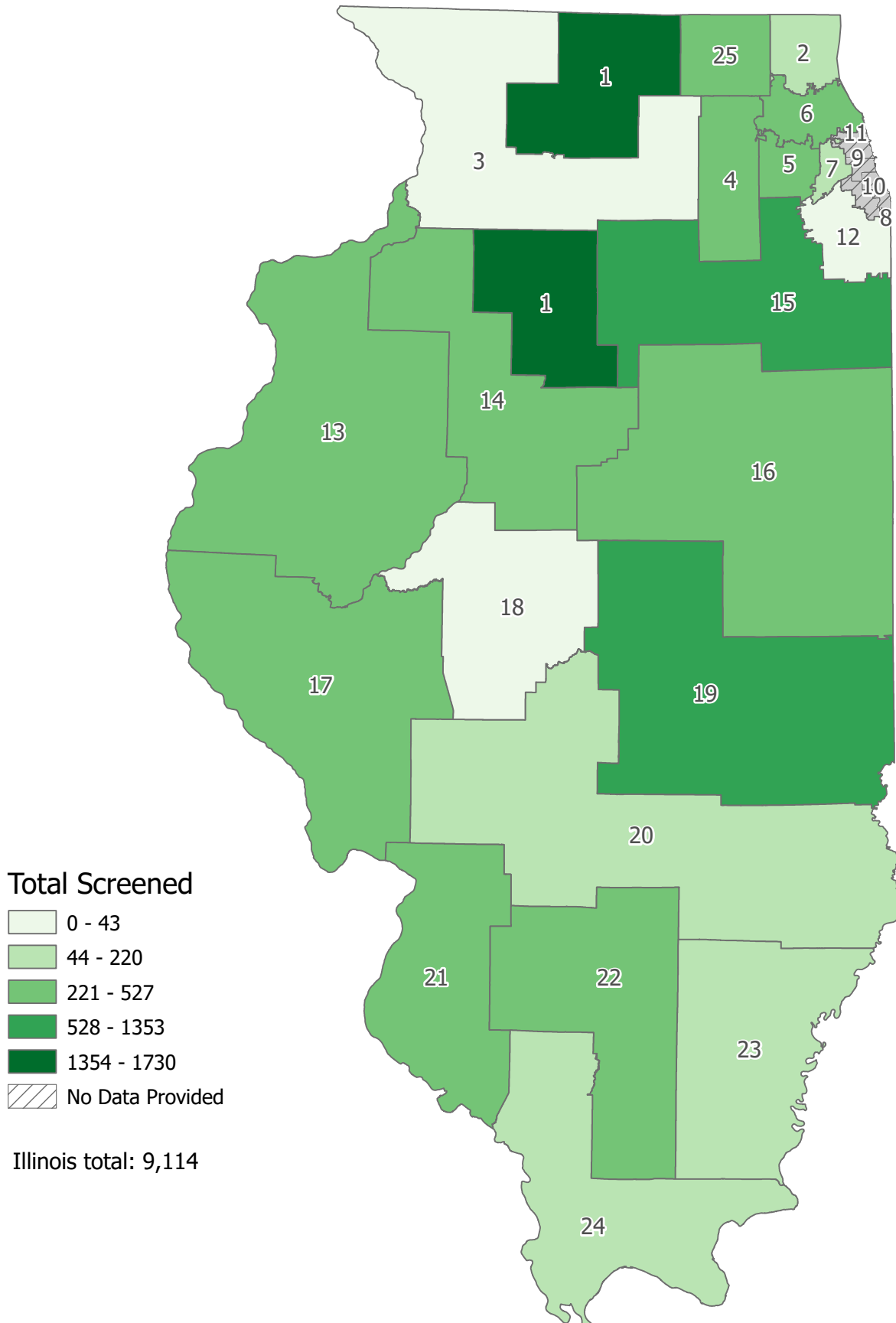
Child Find Screening FY2022, Q3

Percent children referred, zip code



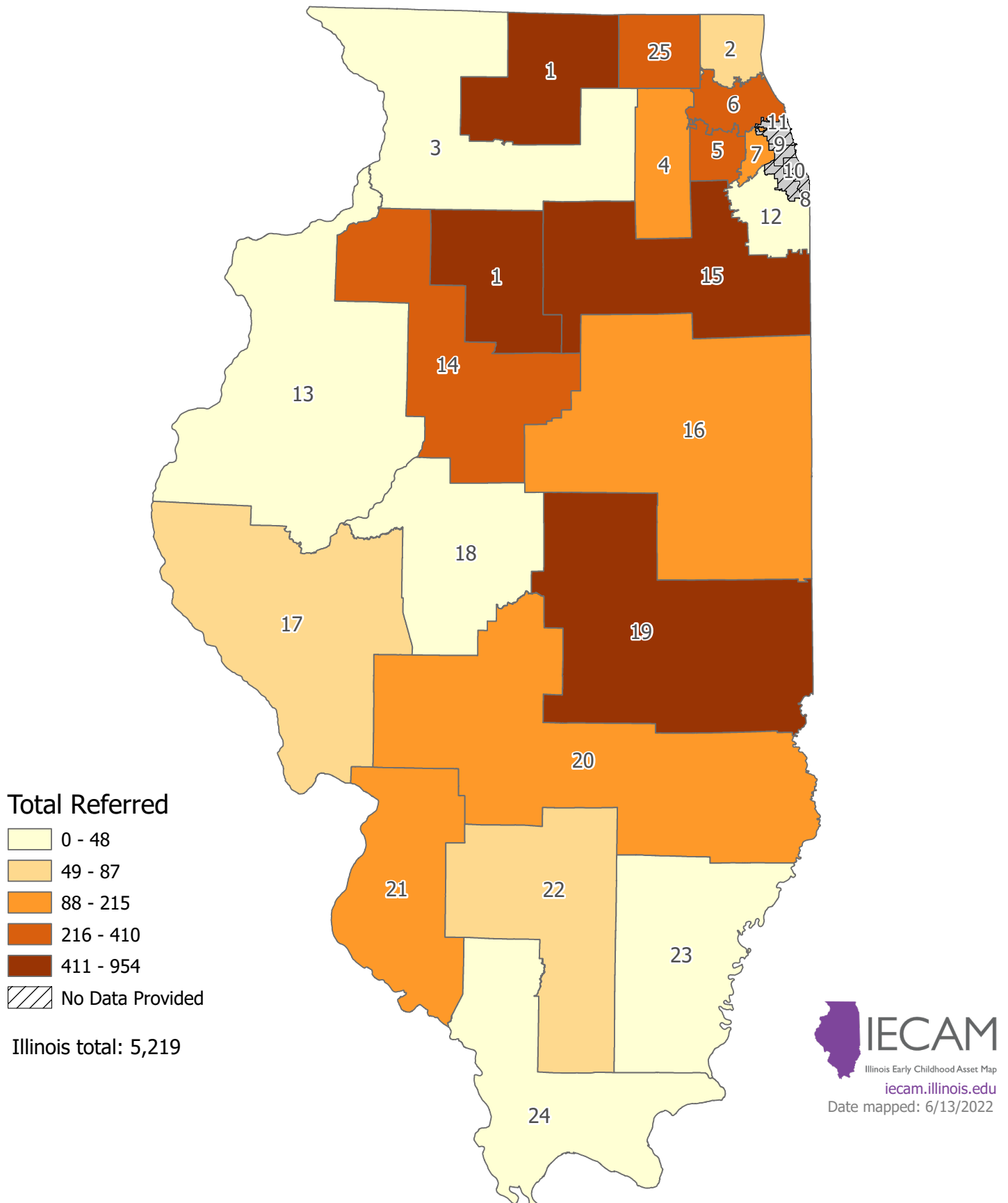
Child Find Screening FY2022, Q3

Total children birth through 5 screened, CFC region



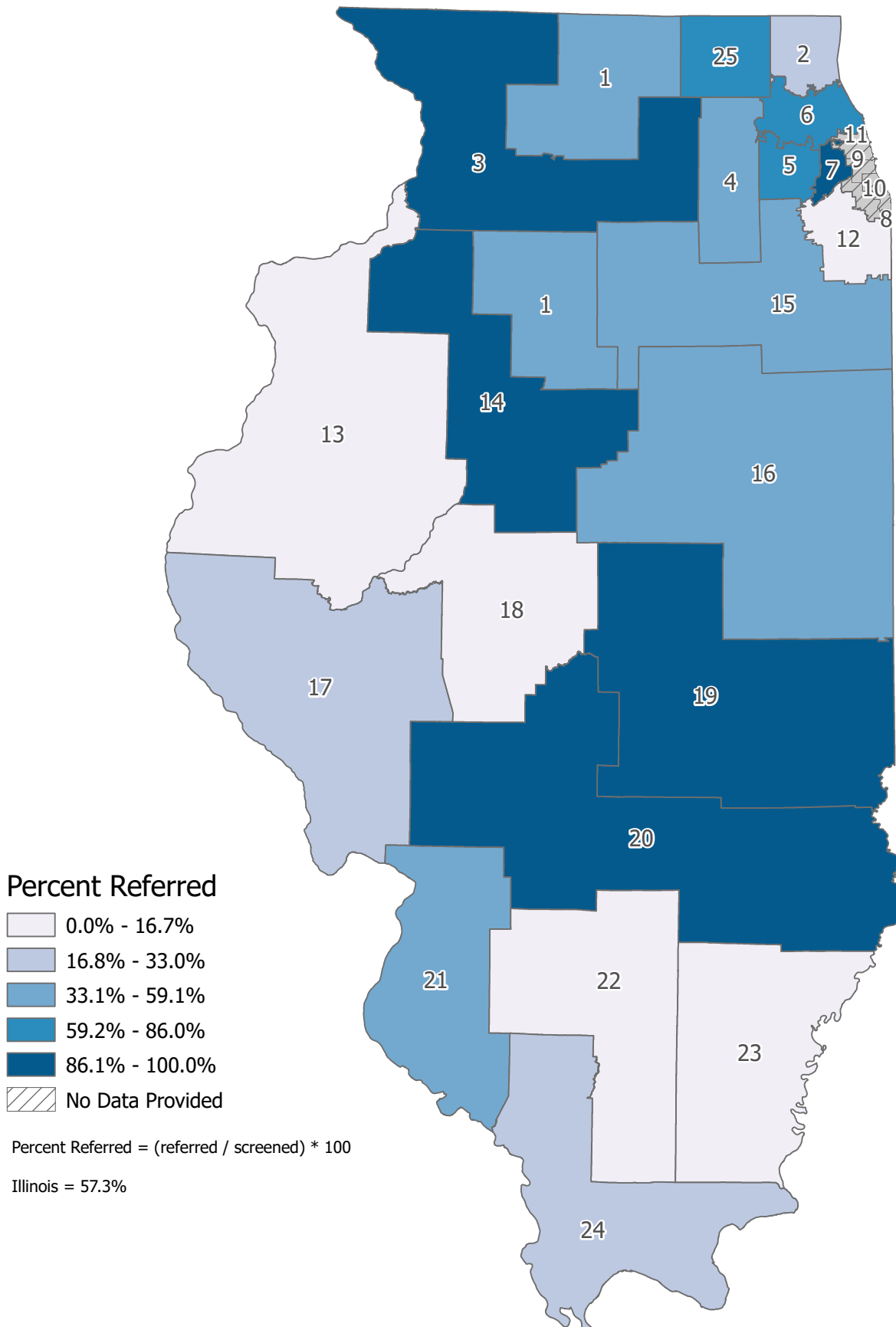
Child Find Screening FY2022, Q3

Total children birth through 5 referred, CFC region



Child Find Screening FY2022, Q3

Percent children referred, CFC region



Screenings Reported by CFC/CPS/DCFS and ZIP / FY2022 Q3

Zip Code	Total Screened	Ages (in Months)							Not Referred	Total Referred	Screenings of Children involved with DCFS			# of Children Ages 0 to 3 Referred to										# of Children Ages 3 to 5 Referred to								Sub-Totals	
		0-11	12-23	24-35	36-47	48-60	61+	In Intact Family Services			Children of Teen Wards	In Foster Care	LEA EI	LEA (ECSE)	EHS	PI (center-based)	Child Care Program	HV	Other Services	Multiple Services	Rescreening	LEA (ECSE)	PFA	HS	Child Care Program	HV	Other Services	Multiple Services	Rescreening	Ages 0-35 mos.	Ages 36-61+ mos.		
CFC #01 Child & Family Connections, Youth Services Network, Inc., 107 North 3rd Street, Rockford, IL 61107 - Dee Dee Lowery																																	
61008	21	0	0	0	8	13	0	0	21	0	0	0	0	0	0	0	0	0	0	0	0	0	0	0	0	21	0	0	0	21			
61010	9	0	0	0	8	1	0	1	8	0	0	0	0	0	0	0	0	0	0	0	0	8	0	0	0	0	0	0	0	9			
61012	10	0	0	2	8	0	0	0	10	0	0	0	0	2	0	0	0	0	0	0	0	8	0	0	0	0	0	0	2	8			
61016	2	0	2	0	0	0	0	2	0	0	0	0	0	0	0	0	0	0	0	0	0	0	0	0	0	0	0	0	2	0			
61024	20	0	0	0	11	9	0	6	14	0	0	1	0	0	0	0	0	0	0	0	14	0	0	0	0	0	0	0	0	20			
61030	9	0	0	5	0	4	0	0	9	0	0	0	0	5	0	0	0	0	0	0	0	1	0	3	0	0	0	0	5	4			
61061	0	0	0	0	0	0	0	0	0	0	0	0	0	0	0	0	0	0	0	0	0	0	0	0	0	0	0	0	0	0			
61063	13	0	0	2	8	3	0	4	9	0	0	2	0	0	0	0	0	1	0	1	0	0	0	0	0	5	0	2	2	11			
61064	0	0	0	0	0	0	0	0	0	0	0	0	0	0	0	0	0	0	0	0	0	0	0	0	0	0	0	0	0	0			
61068	118	0	0	9	93	16	0	105	13	0	0	0	0	0	0	0	0	0	0	0	13	0	0	0	0	0	0	0	9	109			
61072	161	0	0	10	46	54	51	73	88	0	0	0	0	4	0	0	0	0	9	3	0	10	62	0	0	0	0	10	16	10	151		
61073	269	0	0	29	53	116	71	208	61	2	0	2	0	4	0	0	0	0	0	0	3	2	34	0	0	0	0	0	18	29	240		
61079	7	0	0	0	2	3	2	6	1	0	0	0	0	0	0	0	0	0	0	0	1	0	0	0	0	0	0	0	0	7			
61080	89	0	2	8	34	29	16	68	21	0	0	0	0	0	0	0	0	0	0	1	12	0	0	0	0	0	0	8	10	79			
61084	0	0	0	0	0	0	0	0	0	0	0	0	0	0	0	0	0	0	0	0	0	0	0	0	0	0	0	0	0	0			
61088	0	0	0	0	0	0	0	0	0	0	0	0	0	0	0	0	0	0	0	0	0	0	0	0	0	0	0	0	0	0			
61101	116	10	17	36	22	20	11	89	27	0	0	0	5	0	0	0	0	0	0	20	1	0	0	0	0	0	0	1	63	53			
61102	10	3	3	3	1	0	0	9	1	1	0	0	0	0	0	0	0	0	0	1	0	0	0	0	0	0	0	0	9	1			
61103	26	10	7	9	0	0	0	22	4	3	0	0	2	0	0	0	0	0	0	2	0	0	0	0	0	0	0	0	26	0			
61104	317	11	2	15	171	84	34	58	259	9	0	9	1	0	0	0	0	0	0	5	8	253	27	0	0	0	114	79	28	289			
61107	40	6	18	16	0	0	0	28	12	0	0	0	3	0	0	0	0	0	0	9	0	0	0	0	0	0	0	0	40	0			
61108	82	11	13	22	8	20	8	69	13	1	0	4	3	0	0	0	0	0	0	10	0	0	0	0	0	0	0	0	46	36			
61109	208	21	24	39	26	53	45	205	3	1	0	1	1	0	0	0	0	0	0	2	0	0	0	0	0	0	0	0	84	124			
61111	31	2	6	22	1	0	0	11	20	0	0	1	3	0	0	0	0	0	0	17	0	0	0	0	0	0	0	0	30	1			
61112	0	0	0	0	0	0	0	0	0	0	0	0	0	0	0	0	0	0	0	0	0	0	0	0	0	0	0	0	0	0			
61114	3	1	1	1	0	0	0	2	1	0	0	0	1	0	0	0	0	0	0	0	0	0	0	0	0	0	0	0	3	0			
61115	83	1	9	10	47	14	2	0	83	0	0	1	4	0	0	15	0	0	0	1	20	42	0	0	0	0	0	1	20	63			
61235	0	0	0	0	0	0	0	0	0	0	0	0	0	0	0	0	0	0	0	0	0	0	0	0	0	0	0	0	0	0			
61238	0	0	0	0	0	0	0	0	0	0	0	0	0	0	0	0	0	0	0	0	0	0	0	0	0	0	0	0	0	0			
61254	0	0	0	0	0	0	0	0	0	0	0	0	0	0	0	0	0	0	0	0	0	0	0	0	0	0	0	0	0	0			
61273	0	0	0	0	0	0	0	0	0	0	0	0	0	0	0	0	0	0	0	0	0	0	0	0	0	0	0	0	0	0			
61310	0	0	0	0	0	0	0	0	0	0	0	0	0	0	0	0	0	0	0	0	0	0	0	0	0	0	0	0	0	0			
61314	0	0	0	0	0	0	0	0	0	0	0	0	0	0	0	0	0	0	0	0	0	0	0	0	0	0	0	0	0	0			

Screenings Reported by CFC/CPS/DCFS and ZIP / FY2022 Q3

Zip Code	Total Screened	Ages (in Months)							Not Referred	Total Referred	Screenings of Children involved with DCFS			# of Children Ages 0 to 3 Referred to										# of Children Ages 3 to 5 Referred to								Sub-Totals																																																																																																																																																																																																																																																																																																																																																																																																																																																																																																																																																																																																																																																																																																																																																																																																																																																																																																																																																																																																																																																																																																																																																																																																																																																																																					
											In Intact Family Services	Children of Teen Wards	In Foster Care	LEA EI	LEA (ECSE)	EHS	PI (center-based)	Child Care Program	HV	Other Services	Multiple Services	Rescreening	LEA (ECSE)	PFA	HS	Child Care Program	HV	Other Services	Multiple Services	Rescreening	Ages 0-35 mos.	Ages 36-61+ mos.																																																																																																																																																																																																																																																																																																																																																																																																																																																																																																																																																																																																																																																																																																																																																																																																																																																																																																																																																																																																																																																																																																																																																																																																																																																																																					
		0-11	12-23	24-35	36-47	48-60	61+																																																																																																																																																																																																																																																																																																																																																																																																																																																																																																																																																																																																																																																																																																																																																																																																																																																																																																																																																																																																																																																																																																																																																																																																																																																																																																														

Screenings Reported by CFC/CPS/DCFS and ZIP / FY2022 Q3

Zip Code	Total Screened	Screenings of Children involved with DCFS																											Sub-Totals			
		Ages (in Months)						Not Referred	Total Referred	In Intact Family Services			Children of Teen Wards			In Foster Care	# of Children Ages 0 to 3 Referred to										# of Children Ages 3 to 5 Referred to				Ages 0-35 mos.	Ages 36-61+ mos.
										0-11	12-23	24-35	36-47	48-60	61+		PI (center-based)	Child Care Program	Other Services	Multiple Services	Rescreening	LEA (ECSE)	PFA	HS	Child Care Program	HV	Other Services	Multiple Services	Rescreening			
		0-11	12-23	24-35	36-47	48-60	61+	Not Referred	Total Referred	In Intact Family Services	Children of Teen Wards	In Foster Care	LEA (ECSE)	PFA	HS	Child Care Program	HV	Other Services	Multiple Services	Rescreening	LEA (ECSE)	PFA	HS	Child Care Program	HV	Other Services	Multiple Services	Rescreening	Ages 0-35 mos.	Ages 36-61+ mos.		
60119	3	0	0	0	1	2	0	1	2	0	0	0	0	0	0	0	0	0	0	0	0	2	0	0	0	0	0	0	0	0	3	
60134	15	0	0	0	10	5	0	8	7	0	0	0	0	0	0	0	0	0	0	0	6	0	0	0	0	0	0	1	0	15		
60156	15	0	0	5	7	3	0	2	13	0	0	0	0	0	0	0	0	0	0	0	4	11	0	0	0	0	0	0	5	10		
60174	18	0	0	1	11	6	0	0	18	0	0	0	0	0	0	0	0	0	0	1	12	3	0	0	0	0	0	2	1	17		
60502	2	1	1	0	0	0	0	2	0	0	0	0	0	0	0	0	0	0	0	0	0	0	0	0	0	0	0	0	2	0		
60504	1	0	0	1	0	0	0	1	0	0	0	0	0	0	0	0	0	0	0	0	0	0	0	0	0	0	0	0	1	0		
60505	52	17	23	12	0	0	0	43	9	0	0	0	2	0	0	0	0	7	0	0	0	0	0	0	0	0	0	0	52	0		
60506	10	4	3	2	1	0	0	10	0	0	0	1	0	0	0	0	0	0	0	0	0	0	0	0	0	0	0	0	9	1		
60510	19	0	1	4	8	6	0	6	13	0	0	0	4	0	0	0	0	0	0	1	7	0	0	0	0	0	0	1	5	14		
60538	2	0	2	0	0	0	0	2	0	0	0	0	0	0	0	0	0	0	0	0	0	0	0	0	0	0	0	0	2	0		
60543	76	0	0	0	36	39	1	38	38	0	0	0	0	0	0	0	0	0	0	0	9	38	0	0	0	0	13	4	0	76		
60545	25	0	0	0	13	10	2	12	13	0	0	1	0	0	0	0	0	0	0	0	4	9	0	0	0	0	0	0	0	25		
TOTAL	303	27	32	31	114	96	3	139	164	2	0	2	11	0	0	0	0	7	0	0	2	49	95	0	0	0	1	13	14	90	213	

CFC #05 Child & Family Connections, DayOne PACT, 550 Warrenville Rd, Ste 100B, Lisle, IL 60532 - Marianne McGuire

60101	12	0	0	1	6	5	0	3	9	0	0	0	0	0	0	0	0	0	0	1	8	0	0	0	0	0	0	1	11	
60108	11	1	1	4	3	2	0	5	6	0	0	0	0	0	0	0	0	0	3	3	3	0	0	0	0	3	0	6	5	
60133	57	0	0	0	25	32	0	17	40	0	0	0	0	0	0	0	0	0	2	38	0	0	0	0	0	0	0	57		
60137	19	3	2	5	3	6	0	2	17	0	0	0	1	1	0	0	0	1	0	7	6	0	0	0	0	0	1	10	9	
60139	15	4	4	7	0	0	0	0	15	0	0	0	2	0	0	0	0	5	0	8	0	0	0	0	0	0	0	15	0	
60148	45	6	9	8	11	10	1	2	43	1	0	0	5	0	0	0	0	1	0	17	8	11	0	0	0	0	1	23	22	
60181	7	0	0	4	2	1	0	3	4	0	0	0	4	0	0	0	0	0	0	0	0	0	0	0	0	0	0	4	3	
60187	21	0	1	5	7	8	0	7	14	0	0	0	3	1	0	0	0	0	0	9	0	0	0	0	0	0	1	6	15	
60188	25	0	1	8	13	3	0	2	23	0	0	0	1	0	0	0	0	4	0	2	0	7	0	0	0	5	0	4	9	16
60189	3	1	2	0	0	0	0	0	3	0	0	0	0	0	0	0	0	0	0	3	0	0	0	0	0	0	0	3	0	
60191	9	0	0	0	6	3	0	0	9	0	0	0	0	0	0	0	0	0	0	0	9	0	0	0	0	0	0	0	9	
60439	4	0	0	0	2	1	1	3	1	0	0	0	0	0	0	0	0	0	0	1	0	0	0	0	0	0	0	0	4	
60527	17	0	0	2	10	5	0	3	14	0	0	0	0	1	0	0	0	1	0	0	4	2	0	0	6	7	7	2	15	
60540	77	3	6	18	25	20	5	4	73	0	0	0	5	7	0	0	0	9	3	0	28	20	0	0	0	0	1	27	50	
60559	41	0	0	0	16	25	0	5	36	0	0	0	0	0	0	0	0	0	0	7	0	0	0	0	29	0	0	0	41	

Screenings Reported by CFC/CPS/DCFS and ZIP / FY2022 Q3

Zip Code	Total Screened	Ages (in Months)						Not Referred	Total Referred	Screenings of Children involved with DCFS			# of Children Ages 0 to 3 Referred to								# of Children Ages 3 to 5 Referred to								Sub-Totals		
		0-11	12-23	24-35	36-47	48-60	61+			In Intact Family Services	Children of Teen Wards	In Foster Care	EI	LEA (ECSE)	PI (center-based)	Child Care Program	HV	Other Services	Multiple Services	Rescreening	LEA (ECSE)	PFA	HS	Child Care Program	HV	Other Services	Multiple Services	Rescreening	Ages 0-35 mos.	Ages 36-61+ mos.	
60561	25	0	0	3	19	3	0	4	21	0	0	0	0	3	0	0	0	0	0	0	3	14	0	0	0	0	0	1	3	22	
TOTAL	388	18	26	65	148	124	7	60	328	1	0	0	21	13	0	0	0	9	15	0	40	68	114	2	0	0	40	10	16	109	279

CFC #06 Child & Family Connections, Clearbrook, 1835 W Central Rd, Arlington Heights, IL 60005 - Jason Tietz

60004	44	0	0	14	15	13	2	10	34	0	0	0	5	0	0	0	0	0	0	0	29	0	0	0	0	0	0	0	14	30	
60010	38	0	0	3	19	14	2	0	38	0	0	0	0	0	0	0	0	3	0	0	0	25	0	0	0	0	0	10	3	35	
60016	18	0	0	1	12	5	0	1	17	0	0	0	0	0	0	0	0	1	0	0	7	9	0	0	0	0	0	1	17		
60018	8	0	0	1	5	0	2	5	3	0	0	0	0	1	0	0	0	0	0	0	2	0	0	0	0	0	0	1	7		
60022	24	0	0	2	7	4	11	11	13	0	0	0	2	0	0	0	0	0	0	0	11	0	0	0	0	0	0	2	2	22	
60053	7	0	0	0	3	4	0	0	7	0	0	0	0	0	0	0	0	0	0	0	5	0	0	0	0	1	0	1	0	7	
60056	91	0	0	1	49	38	3	8	83	0	0	0	0	1	0	0	0	0	0	0	32	46	0	0	0	4	0	0	1	90	
60062	11	0	0	1	9	1	0	4	7	0	0	0	0	0	0	0	0	0	0	0	5	0	0	0	0	2	0	0	1	10	
60070	4	0	0	3	1	0	0	0	4	0	0	0	0	3	0	0	0	0	0	0	0	1	0	0	0	0	0	0	3	1	
60076	14	0	0	0	10	4	0	0	14	0	0	0	0	0	0	0	0	0	0	0	6	0	0	0	0	8	0	0	0	14	
60091	7	0	0	0	4	2	1	5	2	0	0	0	0	0	0	0	0	0	0	0	2	0	0	0	0	0	0	0	0	7	
60194	166	14	10	14	84	43	1	50	116	0	0	0	4	0	0	0	0	11	0	0	0	75	0	0	0	26	10	0	38	128	
60714	95	1	1	32	38	20	3	73	22	0	0	0	1	11	0	0	0	0	0	0	6	4	0	0	0	0	0	3	34	61	
TOTAL	527	15	11	72	256	148	25	167	360	0	0	0	12	16	0	0	0	11	4	0	0	105	160	0	0	0	41	10	16	98	429

CFC #07 Child & Family Connections, Suburban Access, Inc, One Westbrook Corporate Ctr, Ste 640, Westchester, IL 60154 - Jo Ann Alferink

60164	100	0	0	29	44	25	2	2	98	0	0	0	0	22	0	0	0	0	0	0	56	12	0	0	0	8	0	0	29	71
60546	8	0	0	0	3	3	2	3	5	0	0	0	0	0	0	0	0	0	0	0	5	0	0	0	0	0	0	0	0	8
60804	74	0	0	0	34	29	11	0	74	0	0	0	0	0	0	0	0	0	0	0	17	57	0	0	0	0	0	0	0	74
TOTAL	182	0	0	29	81	57	15	5	177	0	0	0	0	22	0	0	0	0	0	0	78	69	0	0	0	8	0	0	29	153

CFC #13 Child & Family Connections, Regional Office of Education #26, 130 S Lafayette St, Ste 200, Macomb, IL 61455 - Chuck Farr

61201	273	178	92	3	0	0	0	251	22	0	0	0	22	0	0	0	0	0	0	0	0	0	0	0	0	0	0	0	273	0
61420	2	1	0	0	1	0	0	1	1	0	0	2	0	0	0	0	0	0	0	0	0	1	0	0	0	0	0	0	1	1
61422	8	4	2	2	0	0	0	8	0	0	0	0	0	0	0	0	0	0	0	0	0	0	0	0	0	0	0	8	0	
61427	4	0	1	3	0	0	0	4	0	0	0	0	0	0	0	0	0	0	0	0	0	0	0	0	0	0	0	4	0	
61438	2	1	1	0	0	0	0	2	0	0	0	0	0	0	0	0	0	0	0	0	0	0	0	0	0	0	0	2	0	
61440	1	1	0	0	0	0	0	1	0	0	0	1	0	0	0	0	0	0	0	0	0	0	0	0	0	0	0	1	0	

Screenings Reported by CFC/CPS/DCFS and ZIP / FY2022 Q3

Zip Code	Total Screened	Ages (in Months)						Not Referred	Total Referred	Screenings of Children involved with DCFS			# of Children Ages 0 to 3 Referred to										# of Children Ages 3 to 5 Referred to								Sub-Totals	
										In Intact Family Services	Children of Teen Wards	In Foster Care	PI (center-based)	Child Care Program	Other HV	Multiple Services	Rescreening	LEA (ECSE)	PFA	HS	Child Care Program	Other HV	Multiple Services	Rescreening	Ages 0-35 mos.	Ages 36-61+ mos.						
		0-11	12-23	24-35	36-47	48-60	61+			El	LEA (ECSE)	EHS																				
61455	9	2	2	4	1	0	0	7	2	0	0	1	0	0	0	0	0	0	0	0	0	2	0	0	0	0	0	0	8	1		
61462	37	1	1	0	24	11	0	26	11	0	0	2	0	0	0	0	0	0	0	2	3	0	0	0	0	1	0	5	2	35		
61501	1	0	1	0	0	0	0	1	0	0	0	0	0	0	0	0	0	0	0	0	0	0	0	0	0	0	0	1	0	0		
61520	6	3	1	2	0	0	0	4	2	0	0	1	0	0	0	0	0	0	0	0	0	2	0	0	0	0	0	0	6	0		
61531	1	1	0	0	0	0	0	1	0	0	0	0	0	0	0	0	0	0	0	0	0	0	0	0	0	0	0	1	0	0		
61542	1	0	0	1	0	0	0	0	1	0	0	0	0	0	1	0	0	0	0	0	0	0	0	0	0	0	0	1	0	0		
62321	1	0	0	1	0	0	0	1	0	0	0	0	0	0	0	0	0	0	0	0	0	0	0	0	0	0	0	1	0	0		
62341	3	1	0	1	1	0	0	3	0	0	0	2	0	0	0	0	0	0	0	0	0	0	0	0	0	0	0	2	1	0		
62644	2	0	1	1	0	0	0	2	0	0	0	0	0	0	0	0	0	0	0	0	0	0	0	0	0	0	0	2	0	0		
62681	4	0	0	0	4	0	0	0	4	0	0	1	0	0	0	0	0	0	0	0	0	4	0	0	0	0	0	0	0	4	0	
TOTAL	355	193	102	18	31	11	0	312	43	0	0	10	22	0	0	1	0	0	0	0	2	3	9	0	0	0	1	0	5	313	42	

CFC #14 Child & Family Connections, 3000 W Rohmann Ave., West Peoria, IL 61604 - Michelle Harr

61235	16	6	4	6	0	0	0	1	15	0	0	0	0	0	0	0	0	15	0	0	0	0	0	0	0	0	0	0	16	0	
61273	1	0	0	1	0	0	0	1	0	0	0	0	0	0	0	0	0	0	0	0	0	0	0	0	0	0	0	1	0		
61368	1	0	1	0	0	0	0	1	0	0	0	0	0	0	0	0	0	0	0	0	0	0	0	0	0	0	0	1	0		
61443	18	0	2	3	8	4	1	16	2	0	0	0	1	0	0	0	0	0	0	0	0	0	0	0	0	0	1	5	13		
61483	1	0	0	1	0	0	0	1	0	0	0	0	0	0	0	0	0	0	0	0	0	0	0	0	0	0	0	1	0		
61491	1	0	0	1	0	0	0	1	0	0	0	0	0	0	0	0	0	0	0	0	0	0	0	0	0	0	0	1	0		
61548	28	0	0	1	22	4	1	4	24	0	0	0	1	0	0	0	0	0	0	0	2	16	0	0	0	5	0	1	27		
61564	3	0	0	0	2	1	0	3	0	0	0	0	0	0	0	0	0	0	0	0	0	0	0	0	0	0	0	0	3		
61605	267	0	1	19	146	87	14	1	266	112	0	8	0	16	0	4	0	0	0	0	33	200	0	0	0	6	0	7	20	247	
61738	13	0	0	0	11	2	0	0	13	0	0	0	0	0	0	0	0	0	0	0	3	10	0	0	0	0	0	0	0	13	
TOTAL	349	6	8	32	189	98	16	29	320	112	0	8	2	16	0	4	0	15	0	0	0	38	226	0	0	0	11	0	8	46	303

CFC #15 Child & Family Connections, Services of Will, Grundy, & Kankakee Counties, Inc., 2300 Glenwood Ave, Joliet, IL 60435 - Rachel Cimino

60404	20	0	0	0	14	5	1	10	10	0	0	0	0	0	0	0	0	0	0	0	0	10	0	0	0	0	0	0	0	20
60408	16	0	0	0	11	4	1	0	16	0	0	0	0	0	0	0	0	0	0	0	5	0	0	0	0	0	0	11	0	16
60417	13	0	0	0	7	5	1	0	13	0	0	0	0	0	0	0	0	0	0	0	7	6	0	0	0	0	0	0	0	13
60423	14	0	0	0	8	5	1	6	8	0	0	0	0	0	0	0	0	0	0	1	7	0	0	0	0	0	0	0	0	14
60424	14	0	0	0	8	6	0	0	14	0	0	0	0	0	0	0	0	0	0	8	6	0	0	0	0	0	0	0	0	14
60432	57	5	21	13	7	6	5	47	10	0	0	0	3	0	0	0	0	0	0	7	0	0	0	0	0	0	0	39	18	

Screenings Reported by CFC/CPS/DCFS and ZIP / FY2022 Q3

Zip Code	Total Screened	Ages (in Months)							Not Referred	Total Referred	Screenings of Children involved with DCFS			# of Children Ages 0 to 3 Referred to										# of Children Ages 3 to 5 Referred to								Sub-Totals																																																																																																																																																																																																																																																																																																																																																																																																																																																																																																																																																																																																																																																																																																																																																																																																																																																																																																																																																																																																																																																																																																																																																																																																																																																																																																																																																																																																																																																																																										
											In Intact Family Services	Children of Teen Wards	In Foster Care	PI (center-based)	Child Care Program	HV	Other Services	Multiple Services	Rescreening	LEA (ECSE)	PFA	HS	Child Care Program	HV	Other Services	Multiple Services	Rescreening	Ages 0-35 mos.	Ages 36-61+ mos.																																																																																																																																																																																																																																																																																																																																																																																																																																																																																																																																																																																																																																																																																																																																																																																																																																																																																																																																																																																																																																																																																																																																																																																																																																																																																																																																																																																																																																																																																													
		0-11	12-23	24-35	36-47	48-60	61+	0			1	2	3	4	5	6	7	8	9	10	11	12	13	14	15	16	17	18	19	20	21	22	23	24	25	26	27	28	29	30	31	32	33	34	35	36	37	38	39	40	41	42	43	44	45	46	47	48	49	50	51	52	53	54	55	56	57	58	59	60	61	62	63	64	65	66	67	68	69	70	71	72	73	74	75	76	77	78	79	80	81	82	83	84	85	86	87	88	89	90	91	92	93	94	95	96	97	98	99	100	101	102	103	104	105	106	107	108	109	110	111	112	113	114	115	116	117	118	119	120	121	122	123	124	125	126	127	128	129	130	131	132	133	134	135	136	137	138	139	140	141	142	143	144	145	146	147	148	149	150	151	152	153	154	155	156	157	158	159	160	161	162	163	164	165	166	167	168	169	170	171	172	173	174	175	176	177	178	179	180	181	182	183	184	185	186	187	188	189	190	191	192	193	194	195	196	197	198	199	200	201	202	203	204	205	206	207	208	209	210	211	212	213	214	215	216	217	218	219	220	221	222	223	224	225	226	227	228	229	230	231	232	233	234	235	236	237	238	239	240	241	242	243	244	245	246	247	248	249	250	251	252	253	254	255	256	257	258	259	260	261	262	263	264	265	266	267	268	269	270	271	272	273	274	275	276	277	278	279	280	281	282	283	284	285	286	287	288	289	290	291	292	293	294	295	296	297	298	299	300	301	302	303	304	305	306	307	308	309	310	311	312	313	314	315	316	317	318	319	320	321	322	323	324	325	326	327	328	329	330	331	332	333	334	335	336	337	338	339	340	341	342	343	344	345	346	347	348	349	350	351	352	353	354	355	356	357	358	359	360	361	362	363	364	365	366	367	368	369	370	371	372	373	374	375	376	377	378	379	380	381	382	383	384	385	386	387	388	389	390	391	392	393	394	395	396	397	398	399	400	401	402	403	404	405	406	407	408	409	410	411	412	413	414	415	416	417	418	419	420	421	422	423	424	425	426	427	428	429	430	431	432	433	434	435	436	437	438	439	440	441	442	443	444	445	446	447	448	449	450	451	452	453	454	455	456	457	458	459	460	461	462	463	464	465	466	467	468	469	470	471	472	473	474	475	476	477	478	479	480	481	482	483	484	485	486	487	488	489	490	491	492	493	494	495	496	497	498	499	500	501	502	503	504	505	506	507	508	509	510	511	512	513	514	515	516	517	518	519	520	521	522	523	524	525	526	527	528	529	530	531	532	533	534	535	536	537	538	539	540	541	542	543	544	545	546	547	548	549	550	551	552	553	554	555	556	557	558	559	560	561	562	563	564	565	566	567	568	569	570	571	572	573	574	575	576	577	578	579	580	581	582	583	584	585	586	587	588	589	590	591	592	593	594	595	596	597	598	599	600	601	602	603	604	605	606	607	608	609	610	611	612	613	614	615	616	617	618	619	620	621	622	623	624	625	626	627	628	629	630	631	632	633	634	635	636	637	638	639	640	641	642	643	644	645	646	647	648	649	650	651	652	653	654	655	656	657	658	659	660	661	662	663	664	665	666	667	668	669	670	671	672	673	674	675	676	677	678	679	680	681	682	683	684	685	686	687	688	689	690	691	692	693	694	695	696	697	698	699	700	701	702	703	704	705	706	707	708	709	710	711	712	713	714	715	716	717	718	719	720	721	722	723	724	725	726	727	728	729	730	731	732	733	734	735	736	737	738	739	740	741	742	743	744	745	746	747	748	749	750	751	752	753	754	755	756	757	758	759	760	761	762	763	764	765	766	767	768	769	770	771	772	773	774	775	776	777	778	779	780	781	782	783	784	785	786	787	788	789	790	791	792	793	794	795	796	797	798	799	800	801	802	803	804	805	806	807	808	809	810	811	812	813	814	815	816	817	818	819	820	821	822	823	824	825	826	827	828	829	830	831	832	833	834	835	836	837	838	839	840	841	842	843	844	845	846	847	848	849	850	851	852	853	854	855	856	857	858	859	860	861	862	863	864	865	866	867	868	869	870	871	872	873	874	875	876	877	878	879	880	881	882	883	884	885	886	887	888	889	890	891	892	893	894	895	896	897	898	899	900	901	902	903	904	905	906	907	908	909	910	911	912	913	914	915	916	917	918	919	920	921	922	923	924	925	926	927	928	929	930	931	932	933	934	935	936	937	938	939	940	941	942	943	944	945	946	947	948	949	950	951	952	953	954	955	956	957	958	959	960	961	962	963	964	965	966	967	968	969	970	971	972	973	974	975	976	977	978	979	980	981	982	983	984	985	986	987	988	989	990	991	992	993	994	995	996	997	998	999	1000	1001	1002	1003	1004	1005	1006	1007	1008	1009	1010	1011	1012	1013	1014	1015	1016	1017	1018	1019	1020	1021	1022	1023	1024	1025	1026	1027	1028	1029	1030	1031	1032	1033	1034	1035	1036	1037	1038	1039	1040	1041	1042	1043	1044	1045	1046	1047	1048	1049	1050	1051	1052	1053	1054	1055	1056	1057	1058	1059	1060	1061	1062	1063	1064	1065	1066	1067	1068	1069	1070	1071	1072	1073	1074	1075	1076	1077	1078	1079	1080	1081	1082	1083	1084	1085	1086	1087	1088	1089	1090	1091	1092	1093	1094	1095	1096	1097	1098	1099	1100	1101	1102	1103	1104	1105	1106	1107	1108	1109	1110	1111	1112	1113	1114	1115	1116	1117	1118	1119	1120	1121	1122	1123	1124	1125	1126	1127	1128	1129	1130	1131	1132	1133	1134	1135	1136	1137	1138	1139	1140	1141	1142	1143	1144	1145	1146	1147	1148	1149	1150	1151	1152	1153	1154	1155	1156	1157	1158	1159	1160	1161	1162	1163	1164	1165	1166	1167	1168	1169	1170	1171	1172	1173	1174	1175	1176	1177	1178	1179	1180	1181	1182	1183	1184	1185	1186	1187	1188	1189	1190	1191	1192	1193	1194	1195	1196	1197	1198	1199	1200	1201	1202	1203	1204	1205	1206	1207	1208	1209	1210	1211	1212	1213	1214	1215	1216	1217	1218	1219	1220	1221	1222	1223	1224	1225	1226	1227	1228	1229	1230	1231	1232	1233	1234	1235	1236	1237	1238	1239	1240	1241	1242	1243	1244	1245	1246	1247	1248	1249	1250	1251	1252	1253	1254	1255	1256	1257	1258	1259	1260	1261	1262	1263	1264	1265	1266	1267	1268	1269	1270	1271	1272	1273	1274	1275	1276	1277	1278	1279	1280	1281	1282	1283	1284	1285	1286	1287	1288	1289	1290	1291	1292	1293	1294	1295	1296	1297	1298	1299	1300	1301	1302	1303	1304	1305	1306	1307	1308	1309	1310	1311	1312	1313	1314	1315	1316	1317	1318	1319	1320	1321	1322	1323	1324	1325	1326	1327	1328	1329	1330	1331	1332	1333	1334	1335	1336	1337	1338	1339	1340	1341	1342	1343	1344	1345	1346	1347	1348	1349	1350	1351	1352	1353	1354	1355	1356	1357	1358	1359	1360	1361	1362	1363	1364	1365	1366	1367	1368	1369	1370	1371	1372	1373	1374	1375	1376	1377	1378	1379	1380	1381	1382	1383	1384	1385	1386	1387	1388	1389	1390	1391	1392	1393	1394	1395	1396	1397	1398	1399	1400	1401	1402	1403	1404	1405	1406	1407	1408	1409	1410	1411	1412	1413	1414	1415	1416	1417	1418	1419	1420	1421	1422	1423	1424	1425	1426	1427	1428	1429	1430	1431	1432	1433	1434	1435	1436	1437	1438	1439	1440	1441	1442	1443	1444	1445	1446	1447	1448	1449	1450	1451	1452	1453	1454	1455	1456

CFC #16 Child & Family Connections, 201 W Springfield Ave, Ste 508 & 509, , Champaign, IL 61820 - Chris Johnson

60420	29	0	0	7	19	2	1	7	22	0	0	0	3	0	0	0	0	0	2	0	0	0	14	0	0	0	4	4	3	7	22
60921	19	0	0	6	11	1	1	8	11	0	0	1	2	2	0	0	0	0	1	2	0	0	8	0	0	0	4	4	0	6	13
60929	12	0	0	2	7	3	0	2	10	0	0	0	0	0	0	0	0	0	2	0	0	0	8	0	0	0	3	3	0	2	10
60938	29	1	2	2	24	0	0	25	4	0	0	0	0	0	0	0	0	0	4	0	0	0	0	0	0	0	0	0	0	5	24
60953	9	0	0	2	5	2	0	2	7	9	0	0	0	0	0	0	0	0	0	0	0	2	0	0	0	0	5	0	0	2	7
60970	228	81	49	50	30	18	0	222	6	21	0	0	1	0	0	0	0	0	0	0	0	5	0	0	0	0	0	0	0	180	48
61364	10	0	0	2	7	1	0	1	9	0	0	0	1	0	0	0	0	0	1	0	0	3	3	0	0	0	4	4	1	2	8
61704	78	0	0	0	52	26	0	0	78	0	0	0	0	0	0	0	0	0	0	0	0	21	43	0	8	0	0	0	6	0	78
61738	4	0	0	0	4	0	0	0	4	0	0	0	0	0	0	0	0	0	0	0	0	2	2	0	0	0	0	0	0	0	4
61739	19	0	0	6	8	5	0	4	15	0	0	0	1	0	0	0	0	0	5	0	0	0	9	0	0	0	3	3	0	6	13
61764	31	16	0	3	10	2	0	16	15	0	0	0	0	0	0	0	0	0	2	0	1	0	12	0	0	0	0	1	1	19	12
61769	16	0	0	4	8	4	0	3	13	0	0	0	0	0	0	0	0	0	4	1	1	0	9	0	0	0	5	5	0	4	12
61864	6	0	0	0	3	3	0	0	6	0	0	0	0	0	0	0	0	0	0	0	0	1	5	0	0	0	0	0	0	0	6

Screenings Reported by CFC/CPS/DCFS and ZIP / FY2022 Q3

Zip Code	Total Screened	Ages (in Months)						Not Referred	Total Referred	Screenings of Children involved with DCFS			# of Children Ages 0 to 3 Referred to										# of Children Ages 3 to 5 Referred to							Sub-Totals	
		0-11	12-23	24-35	36-47	48-60	61+			In Intact Family Services	Children of Teen Wards	In Foster Care	EI	LEA (ECSE)	EHS	PI (center-based)	Child Care Program	HV	Other Services	Multiple Services	Rescreening	LEA (ECSE)	PFA	HS	Child Care Program	HV	Other Services	Multiple Services	Rescreening	Ages 0-35 mos.	Ages 36-61+ mos.
61873	12	0	0	0	7	4	1	0	12	0	0	0	0	0	0	0	0	0	0	0	0	0	12	0	0	0	0	0	0	0	12
61878	3	0	0	0	0	3	0	0	3	0	0	0	0	0	0	0	0	0	0	0	0	0	3	0	0	0	0	0	0	0	3
TOTAL	505	98	51	84	195	74	3	290	215	30	0	1	8	2	0	0	0	0	21	3	2	34	128	0	8	0	28	24	11	233	272

CFC #17 Child & Family Connections, ROE of Adams/Pike Counties, 510 Maine St, Ste 615, Quincy, IL 62301 - Kara Hoffman

62044	12	0	0	2	6	4	0	5	7	0	0	0	0	0	0	0	0	0	0	0	2	0	0	0	0	0	0	0	5	2	10
62047	39	0	0	11	21	6	1	29	10	0	0	4	1	0	0	0	0	0	0	0	0	0	0	0	0	0	0	9	11	28	
62092	17	0	0	6	8	2	1	13	4	0	0	0	0	0	0	0	0	0	0	0	0	0	0	0	0	0	4	6	11		
62345	17	5	9	2	1	0	0	16	1	0	0	0	0	0	0	0	0	0	0	0	0	0	0	0	0	0	1	16	1		
62353	29	0	0	9	17	3	0	15	14	0	0	2	0	0	0	0	0	0	0	4	0	0	0	0	0	0	0	10	9	20	
62363	67	0	0	17	27	18	5	54	13	0	0	0	0	0	0	0	0	0	0	4	0	0	0	0	0	0	0	9	17	50	
62618	45	0	0	13	27	5	0	23	22	1	0	1	0	0	0	0	0	0	0	5	3	0	0	0	0	0	0	14	13	32	
62638	9	0	0	3	2	4	0	8	1	0	0	1	0	0	0	0	0	0	0	0	0	0	0	0	0	0	1	3	6		
62650	126	0	0	25	45	45	10	99	13	3	0	0	0	0	0	0	0	0	0	1	0	0	0	0	0	0	0	12	25	100	
TOTAL	361	5	9	88	154	87	17	262	85	4	0	8	1	0	0	0	0	0	0	16	3	0	0	0	0	0	0	65	102	258	

CFC #19 Child & Family Connections, Macon Co. Community Mental Health Board, 132 S Water St, Ste 604, Decatur, IL 62523 - Amy Farmer

61910	74	0	0	21	16	4	33	9	65	0	0	0	0	1	0	0	0	0	14	2	3	7	3	0	0	0	4	4	0	21	53
61911	20	0	0	8	8	1	3	0	20	0	0	0	0	1	0	0	0	0	7	1	0	1	11	0	0	0	0	0	8	12	
61912	35	0	0	10	7	2	16	4	31	0	0	0	0	1	0	0	0	0	9	0	0	1	19	0	0	0	1	0	10	25	
61913	6	0	0	1	4	1	0	0	6	0	0	0	0	0	0	0	0	1	0	0	0	5	0	0	0	1	1	0	1	5	
61914	30	0	0	6	3	5	16	1	29	0	0	0	0	2	0	0	0	0	6	0	0	0	22	1	0	0	2	2	0	6	24
61920	106	0	0	31	33	11	31	2	104	0	0	0	1	4	0	0	0	0	25	2	1	2	69	2	0	0	5	5	0	31	75
61924	21	0	0	7	10	3	1	2	19	0	0	0	1	2	0	0	0	0	4	2	0	1	11	0	0	0	0	0	7	14	
61933	6	0	0	0	0	2	4	1	5	0	0	0	0	0	0	0	0	0	0	0	0	5	0	0	0	0	0	0	0	6	
61937	1	0	0	0	1	0	0	0	1	0	0	0	0	0	0	0	0	0	0	0	0	1	0	0	0	0	0	0	0	1	
61938	60	0	0	19	24	12	5	1	59	0	0	0	0	4	0	0	0	0	14	2	0	6	35	0	0	0	4	4	0	19	41
61943	16	0	0	6	5	0	5	0	16	0	0	0	1	1	0	0	0	0	4	0	0	4	6	0	0	0	1	1	0	6	10
61944	69	0	0	12	31	4	22	1	68	0	0	0	0	1	0	0	0	0	11	1	0	2	54	0	0	0	2	2	0	12	57
61951	74	0	0	24	18	13	19	1	73	0	0	0	0	3	0	0	0	0	19	3	2	2	45	0	0	0	0	0	2	24	50
61953	97	0	0	15	24	10	48	3	94	0	0	0	0	0	0	0	0	0	14	1	0	3	76	0	0	0	4	4	0	15	82
61956	15	0	0	5	10	0	0	0	15	0	0	0	1	0	0	0	0	0	4	0	0	2	8	0	0	0	1	1	0	5	10

Screenings Reported by CFC/CPS/DCFS and ZIP / FY2022 Q3

Zip Code	Total Screened	Ages (in Months)							Not Referred	Total Referred	Screenings of Children involved with DCFS			# of Children Ages 0 to 3 Referred to										# of Children Ages 3 to 5 Referred to								Sub-Totals	
		0-11	12-23	24-35	36-47	48-60	61+	In Intact Family Services			Children of Teen Wards	In Foster Care	EI	LEA (ECSE)	EHS	PI (center-based)	Child Care Program	HV	Other Services	Multiple Services	Rescreening	LEA (ECSE)	PFA	HS	Child Care Program	HV	Other Services	Multiple Services	Rescreening	Ages 0-35 mos.	Ages 36-61+ mos.		
61957	26	0	0	14	11	0	1	0	26	0	0	0	0	0	0	0	11	1	1	0	12	0	0	0	0	0	0	0	14	12			
62221	2	0	0	2	0	0	0	0	2	0	0	0	0	0	0	0	0	0	0	0	0	0	0	0	0	0	0	2	0				
62420	36	0	0	21	13	2	0	0	36	0	0	0	0	0	0	0	18	6	0	2	13	0	0	0	0	0	0	21	15				
62422	19	0	0	6	6	7	0	0	19	0	0	0	0	0	0	0	4	0	0	0	13	0	0	0	0	0	0	6	13				
62441	65	0	0	22	31	10	2	1	64	0	0	0	3	5	0	0	0	14	1	0	4	38	0	0	0	1	1	0	22	43			
62442	41	0	0	4	16	6	15	3	38	0	0	0	1	0	0	0	0	2	1	1	3	31	0	0	0	1	1	0	4	37			
62447	32	0	0	11	15	5	1	0	32	0	0	0	0	1	0	0	0	7	1	0	4	17	0	0	0	2	2	0	11	21			
62463	15	0	0	5	6	3	1	0	15	0	0	0	1	0	0	0	0	4	0	0	0	10	0	0	0	1	1	0	5	10			
62468	38	0	0	9	19	8	2	0	38	0	0	0	0	0	0	0	0	8	0	0	1	28	0	0	0	0	0	0	9	29			
62565	96	4	9	20	25	16	22	17	79	0	0	0	0	3	0	0	0	17	2	0	3	56	0	0	0	0	0	0	33	63			
TOTAL	1000	4	9	279	336	125	247	46	954	0	0	0	9	37	0	0	0	217	26	8	48	588	3	0	0	30	29	2	292	708			

CFC #20 Child & Family Connections, Community Support Systems, 1901 S 4th St, Ste 209, Effingham, IL 62401 - Rita Wahl

62401	116	0	0	15	31	18	52	3	113	0	0	0	0	2	0	0	0	0	13	2	0	3	94	0	0	0	0	0	0	1	15	101
62411	1	0	0	1	0	0	0	0	1	0	0	0	0	0	0	0	0	0	1	1	0	0	0	0	0	0	0	0	0	1	0	
62424	58	0	0	10	15	15	18	4	54	0	0	0	0	0	0	0	0	0	9	2	0	2	43	0	0	0	0	0	0	10	48	
62439	1	0	0	0	1	0	0	1	0	0	0	0	0	0	0	0	0	0	0	0	0	0	0	0	0	0	0	0	0	0	1	
62626	10	3	7	0	0	0	0	7	3	0	0	0	0	1	0	0	0	0	0	0	2	0	0	0	0	0	0	0	0	10	0	
TOTAL	186	3	7	26	47	33	70	15	171	0	0	0	0	1	2	0	0	0	23	5	2	5	137	0	0	0	0	0	1	36	150	

CFC #21 Child & Family Connections, Regional Office of Education #13, 4 Eagle Center, Ste 4, O'Fallon, IL 62269 - Terri Kampwerth

62002	7	0	0	0	4	2	1	0	7	0	0	0	0	0	0	0	0	0	0	0	0	1	6	0	0	0	0	0	0	0	7
62010	18	0	0	0	0	18	0	0	18	0	0	0	0	0	0	0	0	0	0	0	3	15	0	0	0	0	0	0	0	0	18
62024	30	1	4	11	8	4	2	7	23	0	0	1	0	0	0	0	0	9	0	0	0	0	13	0	0	1	0	0	0	16	14
62025	38	0	0	0	26	9	3	15	23	0	0	1	0	0	0	0	0	0	0	0	0	19	0	0	0	3	1	1	0	38	
62040	72	14	25	33	0	0	0	51	21	7	0	11	0	0	0	0	0	0	0	21	0	0	0	0	0	0	0	0	72	0	
62095	3	0	0	0	1	2	0	0	3	0	0	0	0	0	0	0	0	0	0	0	0	3	0	0	0	0	0	0	0	3	
62220	27	0	1	6	15	4	1	0	27	0	0	0	0	0	0	0	1	0	0	0	0	26	0	0	0	8	8	2	7	20	
62223	96	11	17	30	32	6	0	56	40	3	0	1	6	0	0	0	0	0	0	0	1	36	0	0	0	0	10	8	58	38	
62269	43	9	9	12	5	8	0	40	3	0	0	1	1	0	0	0	0	0	0	0	1	1	0	0	0	0	0	0	30	13	
62282	4	0	0	1	2	1	0	4	0	0	0	0	0	0	0	0	0	0	0	0	0	0	0	0	0	0	0	0	1	3	
62286	10	0	0	0	6	2	2	6	4	0	0	1	0	0	0	0	0	0	0	0	0	4	0	0	0	0	0	0	0	10	

Screenings Reported by CFC/CPS/DCFS and ZIP / FY2022 Q3

Zip Code	Total Screened	Ages (in Months)						Not Referred	Total Referred	Screenings of Children involved with DCFS			# of Children Ages 0 to 3 Referred to										# of Children Ages 3 to 5 Referred to								Sub-Totals	
		0-11	12-23	24-35	36-47	48-60	61+			In Intact Family Services	Children of Teen Wards	In Foster Care	EI	LEA (ECSE)	EHS	PI Child Care Program	HV	Other Services	Multiple Services	Rescreening	LEA (ECSE)	PFA	HS	Child Care Program	HV	Other Services	Multiple Services	Rescreening	Ages 0-35 mos.	36-61+ mos.		
62294	9	2	5	2	0	0	0	2	7	0	0	0	0	0	0	0	5	0	0	5	0	0	0	0	0	0	0	0	9	0		
TOTAL	357	37	61	95	99	56	9	181	176	10	0	16	7	0	0	0	0	15	0	0	26	6	123	0	0	1	11	19	11	193	164	

CFC #22 Child & Family Connections, Regional Office of Education #13, 660 W Noleman St, Centralia, IL 62801 - Nicole Van Hise

62215	11	0	2	8	1	0	0	10	1	0	0	0	0	0	0	0	0	0	0	0	0	0	0	0	0	0	0	10	1		
62216	12	2	3	5	2	0	0	11	1	0	0	0	0	1	0	0	0	0	0	0	0	0	0	0	0	0	0	10	2		
62218	5	0	2	3	0	0	0	5	0	0	0	0	0	0	0	0	0	0	0	0	0	0	0	0	0	0	0	5	0		
62219	7	2	2	2	1	0	0	7	0	0	0	0	0	0	0	0	0	0	0	0	0	0	0	0	0	0	0	6	1		
62230	24	5	6	10	3	0	0	24	0	0	0	0	0	0	0	0	0	0	0	0	0	0	0	0	0	0	0	21	3		
62231	8	0	2	6	0	0	0	5	3	0	0	0	0	3	0	0	0	0	0	0	0	0	0	0	0	0	0	8	0		
62245	7	0	0	6	1	0	0	7	0	0	0	0	0	0	0	0	0	0	0	0	0	0	0	0	0	0	0	6	1		
62263	1	0	1	0	0	0	0	1	0	0	0	0	0	0	0	0	0	0	0	0	0	0	0	0	0	0	0	1	0		
62265	2	2	0	0	0	0	0	2	0	0	0	0	0	0	0	0	0	0	0	0	0	0	0	0	0	0	0	2	0		
62275	1	0	0	1	0	0	0	0	1	0	0	0	0	1	0	0	0	0	0	0	0	0	0	0	0	0	0	1	0		
62293	2	0	0	1	1	0	0	2	0	0	0	0	0	0	0	0	0	0	0	0	0	0	0	0	0	0	0	1	1		
62295	27	9	8	7	3	0	0	27	0	0	0	0	0	0	0	0	0	0	0	0	0	0	0	0	0	0	0	24	3		
62801	6	2	3	1	0	0	0	6	0	0	0	0	0	0	0	0	0	0	0	0	0	0	0	0	0	0	0	6	0		
62803	1	1	0	0	0	0	0	1	0	0	0	0	0	0	0	0	0	0	0	0	0	0	0	0	0	0	0	1	0		
62808	3	0	2	1	0	0	0	3	0	0	0	0	0	0	0	0	0	0	0	0	0	0	0	0	0	0	0	3	0		
62812	28	0	1	11	11	5	0	26	2	0	0	0	0	0	0	0	0	0	0	1	0	0	0	0	0	0	1	12	16		
62814	14	0	0	1	11	2	0	12	2	0	0	0	0	0	0	0	0	0	0	0	0	0	0	0	2	0	0	1	13		
62822	16	0	0	3	10	2	1	15	1	0	0	0	0	0	0	0	0	0	0	0	0	0	0	0	1	0	0	3	13		
62830	18	0	0	8	6	4	0	16	2	0	0	0	0	0	0	0	0	0	0	0	0	0	0	0	2	0	0	8	10		
62836	18	1	0	5	10	2	0	16	2	0	0	0	0	0	0	0	0	0	0	0	2	0	0	0	0	0	0	6	12		
62864	77	0	0	12	24	26	15	71	6	0	0	0	0	1	0	0	0	0	0	0	1	0	0	0	0	0	4	0	3	12	65
62872	17	0	0	3	2	7	5	15	2	0	0	0	0	0	0	0	0	0	1	0	0	0	0	0	0	0	1	0	3	14	
62877	1	0	0	1	0	0	0	1	0	0	0	0	0	0	0	0	0	0	0	0	0	0	0	0	0	0	0	1	0		
62884	31	1	1	9	14	6	0	26	5	0	0	0	0	0	0	0	0	0	0	1	0	0	0	0	0	0	0	4	11	20	
62889	26	0	0	6	8	12	0	26	0	0	0	0	0	0	0	0	0	0	0	0	0	0	0	0	0	0	0	6	20		
62890	11	0	1	7	1	2	0	11	0	0	0	0	0	0	0	0	0	0	0	0	0	0	0	0	0	0	0	8	3		
62894	24	0	0	7	4	6	7	24	0	0	0	0	0	0	0	0	0	0	0	0	0	0	0	0	0	0	0	7	17		
62896	7	0	0	0	7	0	0	0	7	0	0	0	0	0	0	0	0	0	0	0	7	0	0	0	0	0	0	0	7		
62898	54	0	0	8	19	18	9	53	1	0	0	0	0	0	0	0	0	0	0	0	0	0	0	0	1	0	1	8	46		

Screenings Reported by CFC/CPS/DCFS and ZIP / FY2022 Q3

Zip Code	Total Screened	Ages (in Months)							Not Referred	Total Referred	Screenings of Children involved with DCFS			# of Children Ages 0 to 3 Referred to										# of Children Ages 3 to 5 Referred to								Sub-Totals	
		0-11	12-23	24-35	36-47	48-60	61+	In Intact Family Services			Children of Teen Wards	In Foster Care	LEA EI	PI (ECSE)	Child Care (center-based)	Other Program	HV	Services	Multiple Services	Rescreening	LEA (ECSE)	PFA	HS	Child Care Program	HV	Services	Multiple Services	Rescreening	Ages 0-35 mos.	Ages 36-61+ mos.			
62959	2	0	0	0	2	0	0	2	0	0	0	0	0	0	0	0	0	0	0	0	0	0	0	0	0	0	0	0	0	2			
62999	61	13	21	17	9	1	0	10	51	0	0	0	0	0	45	0	0	1	0	0	0	0	4	0	1	0	51	10					
TOTAL	522	38	55	149	150	93	37	435	87	0	0	0	7	0	0	0	0	45	0	1	4	0	9	0	4	10	2	9	242	280			

CFC #23 Child & Family Connections, Wabash & Ohio Valley Special Education Dist., 800 S Division St, Norris City, IL 62869 - Charity Heifner

62806	12	2	0	1	1	7	1	9	3	0	0	0	1	0	0	0	0	0	0	0	0	0	1	0	0	0	0	0	1	3	9
62821	6	0	0	0	5	1	0	0	6	0	0	0	0	0	0	0	0	0	0	0	0	6	0	0	0	0	0	6	0	6	
62835	0	0	0	0	0	0	0	0	0	0	0	0	0	0	0	0	0	0	0	0	0	0	0	0	0	0	0	0	0	0	
62837	25	2	6	1	10	6	0	20	5	0	0	0	0	0	0	0	0	0	0	0	0	5	0	0	0	0	0	3	9	16	
62859	1	0	0	0	1	0	0	1	0	0	0	0	0	0	0	0	0	0	0	0	0	0	0	0	0	0	0	0	0	1	
62863	21	2	3	4	1	11	0	21	0	0	0	0	0	0	0	0	0	0	0	0	0	0	0	0	0	0	0	0	9	12	
62895	2	0	0	1	1	0	0	0	2	0	0	0	0	0	0	0	0	0	0	0	0	1	0	0	0	0	0	0	1	1	
62946	25	7	8	4	0	0	0	25	0	0	0	0	0	0	0	0	0	0	0	0	0	0	0	0	0	0	0	0	19	0	
62984	20	4	6	8	2	0	0	20	0	0	0	0	0	0	0	0	0	0	0	0	0	0	0	0	0	0	0	0	18	2	
TOTAL	112	17	23	19	21	25	1	96	16	0	0	0	1	0	0	0	0	0	0	0	0	13	0	0	0	0	0	10	59	47	

CFC #24 Child & Family Connections, Archway, Inc., 2751 W Main, PO Box 1180, Carbondale, IL 62901-1180 - Lindsay Baskin

62832	2	0	0	1	1	0	0	0	2	0	0	0	0	0	0	0	0	0	0	0	0	2	0	0	0	0	0	0	1	1	
62901	112	56	1	14	26	10	5	97	15	0	0	0	1	0	0	0	0	0	0	0	2	12	0	0	0	0	0	0	71	41	
62903	15	2	2	2	5	4	0	0	15	0	0	0	0	0	0	0	6	0	6	6	0	9	0	0	0	0	1	1	6	9	
62924	3	0	0	0	0	3	0	0	3	0	0	0	0	0	0	0	0	0	0	0	3	0	0	0	0	0	0	0	0	3	
62932	0	0	0	0	0	0	0	0	0	0	0	0	0	0	0	0	0	0	0	0	0	0	0	0	0	0	0	0	0	0	
62966	13	3	4	3	2	1	0	0	13	0	0	0	0	0	0	2	0	11	0	0	0	0	0	0	0	0	0	0	10	3	
TOTAL	145	61	7	20	34	18	5	97	48	0	0	0	1	0	0	2	0	17	0	6	6	2	26	0	0	0	0	1	1	88	57

CFC #25 Child & Family Connections, Options & Advocacy for McHenry Co., 365 Millennium Dr, Ste A, Crystal Lake, IL 60012 - Susan Beckman

60010	59	0	0	0	28	31	0	4	55	0	0	0	0	0	0	0	0	0	0	0	26	29	0	0	0	0	0	0	0	59
60013	15	0	0	0	9	6	0	5	10	0	0	0	0	0	0	0	0	0	0	10	0	0	0	0	0	0	0	1	0	15
60014	256	53	97	106	0	0	0	0	256	0	0	0	256	0	0	0	0	0	0	0	0	0	0	0	0	0	0	256	0	
60042	50	2	2	26	4	16	0	46	4	0	0	0	0	0	0	0	0	0	0	4	0	0	0	0	0	0	0	30	20	
60050	7	0	0	0	4	3	0	0	7	0	0	0	0	0	0	0	0	0	0	4	3	0	0	0	0	0	0	0	7	
60071	13	0	0	0	12	1	0	6	7	0	0	0	0	0	0	0	0	0	0	4	0	0	0	0	4	2	0	0	13	

Screenings Reported by CFC/CPS/DCFS and ZIP / FY2022 Q3

Zip Code	Total Screened	Ages (in Months)							Not Referred	Total Referred	Screenings of Children involved with DCFS			# of Children Ages 0 to 3 Referred to										# of Children Ages 3 to 5 Referred to								Sub-Totals	
											In Intact Family Services	Children of Teen Wards	In Foster Care	LEA EI	PI (ECSE)	Child Care Program	HV	Other Services	Multiple Services	Rescreening	LEA (ECSE)	PFA	HS	Child Care Program	HV	Other Services	Multiple Services	Rescreening	Ages 0-35 mos.	Ages 36-61+ mos.			
		0-11	12-23	24-35	36-47	48-60	61+																										
60072	6	0	0	0	4	2	0	0	6	0	0	0	0	0	0	0	0	0	0	0	0	0	5	0	0	0	0	0	1	0	6		
60098	57	0	0	0	32	25	0	5	52	0	0	0	0	0	0	0	0	0	0	0	0	0	52	0	0	0	0	6	0	0	57		
60152	13	0	0	6	6	1	0	0	13	0	0	0	0	0	0	0	4	0	0	1	8	0	0	0	0	1	0	0	6	7			
TOTAL	476	55	99	138	99	85	0	66	410	0	0	0	256	1	0	0	0	0	4	0	0	49	97	0	0	0	5	8	2	292	184		

Screenings Reported by CFC/CPS/DCFS and Month / FY2022-Q3

Month	Total Screened	Ages (in Months)							Not Referred	Total Referred	Screenings of Children involved with DCFS			# of Children Ages 0 to 3 Referred to								# of Children Ages 3 to 5 Referred to								Sub-Totals	
		0-11	12-23	24-35	36-47	48-60	61+	In Intact Family Services			Children of Teen Wards	In Foster Care	LEA EI	PI (center-based)	Child Care Program	Other HV	Multiple Services	Rescreening	LEA (ECSE)	PFA	Child Care Program	Other HV	Multiple Services	Rescreening	Ages 0-35 mos.	Ages 36-61+ mos.					
CFC #01 Child & Family Connections, Youth Services Network, Inc., 107 North 3rd Street, Rockford, IL 61107 - Dee Dee Lowery																															
Jan-22	329	27	41	88	77	73	23	166	163	2	0	5	3	2	0	4	0	14	0	0	52	3	75	7	0	0	11	30	22	156	173
Feb-22	331	19	21	38	152	70	31	155	176	4	0	5	4	6	0	5	0	0	0	0	7	18	133	13	0	0	7	43	26	78	253
Mar-22	1070	34	46	130	354	318	188	654	416	11	0	13	16	7	0	6	0	0	22	3	13	63	245	7	3	0	11	51	77	210	860
TOTAL	1730	80	108	256	583	461	242	975	755	17	0	23	23	15	0	15	0	14	22	3	72	84	453	27	3	0	29	124	125	444	1286
CFC #02 Child & Family Connections, Lake County Health Department, 3010 Grand Ave, 2nd Floor, Waukegan, IL 60085 - Donna Musser																															
Jul-21	1	0	0	1	0	0	0	0	1	0	0	0	1	0	0	0	0	0	0	0	0	0	0	0	0	0	0	0	0	1	0
Aug-21	1	0	0	1	0	0	0	0	1	0	0	0	0	1	0	0	0	0	0	0	0	0	0	0	0	0	0	0	0	1	0
Sep-21	1	0	0	1	0	0	0	0	1	0	0	0	0	1	0	0	0	0	0	0	0	0	0	0	0	0	0	0	0	1	0
Oct-21	1	0	0	0	1	0	0	0	1	0	0	0	0	0	0	0	0	0	0	0	0	1	0	0	0	0	0	0	0	0	1
Nov-21	1	0	0	0	0	1	0	0	1	0	0	0	0	0	0	0	0	0	0	0	0	1	0	0	0	0	0	0	0	0	1
Dec-21	2	0	0	2	0	0	0	0	2	0	0	0	0	2	0	0	0	0	0	0	0	0	0	0	0	0	0	0	0	2	0
Jan-22	13	0	0	0	7	6	0	8	5	0	0	0	0	0	0	0	0	0	0	0	2	0	0	0	0	0	3	0	0	0	13
Feb-22	15	0	0	4	4	6	1	3	12	0	2	0	0	2	0	0	0	1	1	0	0	3	2	0	0	0	3	0	0	4	11
Mar-22	185	44	48	57	17	19	0	144	41	3	0	5	14	5	2	0	0	0	0	0	0	5	7	0	0	0	12	0	2	149	36
TOTAL	220	44	48	66	29	32	1	155	65	3	2	5	15	11	2	0	0	1	1	0	0	12	9	0	0	0	18	0	2	158	62
CFC #03 Child & Family Connections, Regional Office of Education for Carroll, Jo Daviess, & Stephenson Co., 27 S State Ave, Ste 101, Freeport, IL 61032 - Angela Hodges																															
Jan-22	0	0	0	0	0	0	0	0	0	0	0	0	0	0	0	0	0	0	0	0	0	0	0	0	0	0	0	0	0	0	0
Feb-22	38	0	0	3	23	12	0	0	38	0	0	1	0	0	0	0	0	0	0	0	3	35	0	0	0	0	0	0	0	3	35
Mar-22	5	0	0	0	2	2	1	0	5	0	0	0	0	0	0	0	0	0	0	0	0	0	0	5	0	0	0	1	0	5	
TOTAL	43	0	0	3	25	14	1	0	43	0	0	1	0	0	0	0	0	0	0	0	3	35	0	5	0	0	0	1	3	40	
CFC #04 Child & Family Connections, DayOne PACT, 1551 E Fabyan Pkwy, Geneva, IL 60134 - Ellana Mavromatis																															
Jan-22	32	10	6	8	7	1	0	20	12	1	0	0	1	0	0	0	0	6	0	0	0	3	1	0	0	0	0	0	1	24	8
Feb-22	221	17	26	23	83	70	2	95	126	1	0	2	10	0	0	0	0	1	0	0	2	40	76	0	0	0	1	13	11	66	155
Mar-22	50	0	0	0	24	25	1	24	26	0	0	0	0	0	0	0	0	0	0	0	6	18	0	0	0	0	0	2	0	50	
TOTAL	303	27	32	31	114	96	3	139	164	2	0	2	11	0	0	0	0	7	0	0	2	49	95	0	0	0	1	13	14	90	213
CFC #05 Child & Family Connections, DayOne PACT, 550 Warrenville Rd, Ste 100B, Lisle, IL 60532 - Marianne McGuire																															
Jul-21	5	0	2	3	0	0	0	0	5	0	0	0	1	0	0	0	0	0	1	0	3	0	0	0	0	0	0	0	0	5	0
Aug-21	41	4	5	6	11	15	0	6	35	0	0	0	3	0	0	0	0	0	4	0	8	0	20	0	0	0	0	0	0	15	26
Sep-21	29	2	7	5	5	10	0	3	26	1	0	0	3	1	0	0	0	0	1	0	9	1	11	0	0	0	0	0	0	14	15
Oct-21	20	9	5	6	0	0	0	0	20	0	0	0	2	0	0	0	0	0	1	0	17	0	0	0	0	0	0	0	0	20	0

Screenings Reported by CFC/CPS/DCFS and Month / FY2022-Q3

Month	Total Screened	Ages (in Months)								Not Referred	Total Referred	Screenings of Children involved with DCFS			# of Children Ages 0 to 3 Referred to								# of Children Ages 3 to 5 Referred to								Sub-Totals	
		0-11	12-23	24-35	36-47	48-60	61+	In Intact Family Services	Children of Teen Wards			In Foster Care	EI	LEA (ECSE)	EHS	PI (center- based)	Child Care Program	HV	Other Services	Multiple Services	Rescreening	LEA (ECSE)	PFA	HS	Child Care Program	HV	Other Services	Multiple Services	Rescreening	Ages 0-35 mos.	Ages 36-61+ mos.	
Jan-22	129	1	2	19	57	46	4	31	98	0	0	0	3	7	0	0	0	5	2	0	0	35	41	0	0	0	1	0	4	22	107	
Feb-22	87	0	2	14	48	22	1	13	74	0	0	0	5	1	0	0	0	1	4	0	2	15	26	0	0	0	15	0	5	16	71	
Mar-22	77	2	3	12	27	31	2	7	70	0	0	0	4	4	0	0	0	3	2	0	1	17	16	2	0	0	24	10	7	17	60	
TOTAL	388	18	26	65	148	124	7	60	328	1	0	0	21	13	0	0	0	9	15	0	40	68	114	2	0	0	40	10	16	109	279	
CFC #06	Child & Family Connections, Clearbrook, 1835 W Central Rd, Arlington Heights, IL 60005 - Jason Tietz																															
Mar-21	8	0	0	1	5	0	2	5	3	0	0	0	0	1	0	0	0	0	0	0	2	0	0	0	0	0	0	0	0	1	7	
Apr-21	21	1	1	8	5	6	0	11	10	0	0	0	1	4	0	0	0	0	0	0	3	0	0	0	0	2	0	0	10	11		
May-21	87	7	3	13	39	22	3	51	36	0	0	0	0	5	0	0	0	1	0	0	2	25	0	0	0	3	0	3	23	64		
Jun-21	55	2	2	6	32	12	1	25	30	0	0	0	4	0	0	0	0	0	0	0	3	15	0	0	0	8	0	2	10	45		
Aug-21	39	0	0	0	21	18	0	3	36	0	0	0	0	0	0	0	0	0	0	0	6	30	0	0	0	0	0	0	0	39		
Sep-21	24	0	0	4	12	7	1	5	19	0	0	0	0	0	0	0	0	0	0	0	8	9	0	0	0	2	0	0	4	20		
Nov-21	4	0	0	0	4	0	0	0	4	0	0	0	0	0	0	0	0	0	0	0	4	0	0	0	0	0	0	0	0	4		
Dec-21	9	0	0	0	4	2	3	7	2	0	0	0	0	0	0	0	0	0	0	0	2	0	0	0	0	0	0	0	0	9		
Jan-22	128	4	4	10	66	40	4	3	125	0	0	0	3	0	0	0	0	7	4	0	0	31	52	0	0	0	13	5	10	18	110	
Feb-22	100	1	1	19	49	28	2	36	64	0	0	0	1	3	0	0	0	3	0	0	22	28	0	0	0	12	5	0	21	79		
Mar-22	52	0	0	11	19	13	9	21	31	0	0	0	3	3	0	0	0	0	0	0	22	1	0	0	0	1	0	1	11	41		
TOTAL	527	15	11	72	256	148	25	167	360	0	0	0	12	16	0	0	0	11	4	0	0	105	160	0	0	0	41	10	16	98	429	
CFC #07	Child & Family Connections, Suburban Access, Inc, One Westbrook Corporate Ctr, Ste 640, Westchester, IL 60154 - Jo Ann Alferink																															
Dec-21	43	0	0	11	20	11	1	0	43	0	0	0	0	11	0	0	0	0	0	0	28	0	0	0	0	4	0	0	11	32		
Jan-22	28	0	0	7	10	8	3	2	26	0	0	0	0	0	0	0	0	0	0	0	2	24	0	0	0	0	0	0	7	21		
Feb-22	43	0	0	0	22	16	5	3	40	0	0	0	0	0	0	0	0	0	0	0	10	30	0	0	0	0	0	0	0	43		
Mar-22	68	0	0	11	29	22	6	0	68	0	0	0	0	11	0	0	0	0	0	0	38	15	0	0	0	4	0	0	11	57		
TOTAL	182	0	0	29	81	57	15	5	177	0	0	0	0	22	0	0	0	0	0	0	78	69	0	0	0	8	0	0	29	153		
CFC #13	Child & Family Connections, Regional Office of Education #26, 130 S Lafayette St, Ste 200, Macomb, IL 61455 - Chuck Farr																															
Jan-22	153	91	49	3	8	2	0	137	16	0	0	1	13	0	0	0	0	0	0	0	2	0	1	0	0	0	0	0	0	143	10	
Feb-22	30	6	4	7	10	3	0	26	4	0	0	4	0	0	0	0	0	0	0	0	0	3	0	0	0	0	0	1	17	13		
Mar-22	172	96	49	8	13	6	0	149	23	0	0	5	9	0	0	1	0	0	0	0	3	5	0	0	0	1	0	4	153	19		
TOTAL	355	193	102	18	31	11	0	312	43	0	0	10	22	0	0	1	0	0	0	0	2	3	9	0	0	0	1	0	5	313	42	
CFC #14	Child & Family Connections, 3000 W Rohmann Ave., West Peoria, IL 61604 - Michelle Harr																															
Jan-22	120	5	5	8	58	37	7	15	105	32	0	0	0	3	0	0	0	15	0	0	0	15	68	0	0	0	1	0	3	18	102	
Feb-22	103	1	0	6	62	30	4	4	99	36	0	4	0	5	0	1	0	0	0	0	13	68	0	0	0	8	0	4	7	96		

Screenings Reported by CFC/CPS/DCFS and Month / FY2022-Q3

Month	Total Screened	Ages (in Months)							Not Referred	Total Referred	Screenings of Children involved with DCFS			# of Children Ages 0 to 3 Referred to								# of Children Ages 3 to 5 Referred to								Sub-Totals	
		0-11	12-23	24-35	36-47	48-60	61+	In Intact Family Services			Children of Teen Wards	In Foster Care	LEA EI	(ECSE)	EHS	PI (center-based)	Child Care Program	HV	Other Services	Multiple Services	Rescreening	LEA (ECSE)	PFA	HS	Child Care Program	HV	Other Services	Multiple Services	Rescreening	Ages 0-35 mos.	Ages 36-61+ mos.
Mar-22	126	0	3	18	69	31	5	10	116	44	0	4	2	8	0	3	0	0	0	0	0	10	90	0	0	0	2	0	1	21	105
TOTAL	349	6	8	32	189	98	16	29	320	112	0	8	2	16	0	4	0	15	0	0	0	38	226	0	0	0	11	0	8	46	303
CFC #15 Child & Family Connections, Services of Will, Grundy, & Kankakee Counties, Inc., 2300 Glenwood Ave, Joliet, IL 60435 - Rachel Cimino																															
Jan-22	359	21	47	78	104	83	26	197	162	0	0	0	10	1	0	0	0	0	0	0	47	71	0	0	0	8	0	25	146	213	
Feb-22	384	14	28	30	142	125	45	181	203	0	0	0	4	0	0	0	0	0	0	0	37	113	0	0	0	5	0	44	72	312	
Mar-22	610	21	23	69	325	144	28	173	437	0	0	1	4	1	0	0	0	0	1	0	68	267	0	31	0	18	0	44	113	497	
TOTAL	1353	56	98	177	571	352	99	551	802	0	0	1	18	2	0	0	0	0	1	0	3	152	451	0	31	0	31	0	113	331	1022
CFC #16 Child & Family Connections, 201 W Springfield Ave, Ste 508 & 509, Champaign, IL 61820 - Chris Johnson																															
Nov-21	11	0	0	0	7	4	0	0	11	0	0	0	0	0	0	0	0	0	0	0	1	10	0	0	0	0	0	0	0	11	
Dec-21	7	0	0	0	3	3	1	0	7	0	0	0	0	0	0	0	0	0	0	0	0	7	0	0	0	0	0	0	0	7	
Jan-22	30	6	0	0	10	14	0	6	24	0	0	0	0	0	0	0	0	0	0	2	16	0	1	0	0	0	5	6	24		
Feb-22	198	41	21	47	64	24	1	118	80	0	0	1	4	2	0	0	0	10	2	1	8	52	0	5	0	10	11	1	109	89	
Mar-22	259	51	30	37	111	29	1	166	93	30	0	0	4	0	0	0	0	11	1	1	23	43	0	2	0	18	13	5	118	141	
TOTAL	505	98	51	84	195	74	3	290	215	30	0	1	8	2	0	0	0	21	3	2	34	128	0	8	0	28	24	11	233	272	
CFC #17 Child & Family Connections, ROE of Adams/Pike Counties, 510 Maine St, Ste 615, Quincy, IL 62301 - Kara Hoffman																															
Jan-22	65	3	7	10	23	17	5	53	12	1	0	2	1	0	0	0	0	0	0	0	0	0	0	0	0	0	0	11	20	45	
Feb-22	87	2	2	18	34	24	6	65	8	2	0	0	0	0	0	0	0	0	0	1	0	0	0	0	0	0	7	22	64		
Mar-22	209	0	0	60	97	46	6	144	65	1	0	6	0	0	0	0	0	0	0	15	3	0	0	0	0	0	0	47	60	149	
TOTAL	361	5	9	88	154	87	17	262	85	4	0	8	1	0	0	0	0	0	0	16	3	0	0	0	0	0	0	65	102	258	
CFC #19 Child & Family Connections, Macon Co. Community Mental Health Board, 132 S Water St, Ste 604, Decatur, IL 62523 - Amy Farmer																															
Jan-22	26	0	0	21	3	1	1	0	26	0	0	0	0	8	0	0	0	13	8	0	1	2	2	0	0	0	0	0	21	5	
Feb-22	296	0	0	74	114	24	84	7	289	0	0	0	4	10	0	0	0	57	2	3	17	197	1	0	0	13	13	0	74	222	
Mar-22	678	4	9	184	219	100	162	39	639	0	0	0	5	19	0	0	0	147	16	5	30	389	0	0	0	17	16	2	197	481	
TOTAL	1000	4	9	279	336	125	247	46	954	0	0	0	9	37	0	0	0	217	26	8	48	588	3	0	0	30	29	2	292	708	
CFC #20 Child & Family Connections, Community Support Systems, 1901 S 4th St, Ste 209, Effingham, IL 62401 - Rita Wahl																															
Mar-22	186	3	7	26	47	33	70	15	171	0	0	0	1	2	0	0	0	23	5	2	5	137	0	0	0	0	0	1	36	150	
TOTAL	186	3	7	26	47	33	70	15	171	0	0	0	1	2	0	0	0	23	5	2	5	137	0	0	0	0	0	1	36	150	
CFC #21 Child & Family Connections, Regional Office of Education #13, 4 Eagle Center, Ste 4, O'Fallon, IL 62269 - Terri Kampwerth																															
Mar-21	28	4	8	9	7	0	0	25	3	3	0	0	2	0	0	0	0	0	0	0	0	1	0	0	0	0	0	0	21	7	
Jan-22	84	8	8	18	22	24	4	30	54	2	0	4	2	0	0	0	9	0	0	8	3	28	0	0	0	2	1	1	34	50	

Screenings Reported by CFC/CPS/DCFS and Month / FY2022-Q3

Month	Total Screened	Ages (in Months)							Not Referred	Total Referred	Screenings of Children involved with DCFS			# of Children Ages 0 to 3 Referred to										# of Children Ages 3 to 5 Referred to								Sub-Totals	
		0-11	12-23	24-35	36-47	48-60	61+	In Intact Family Services			Children of Teen Wards	In Foster Care	EI	LEA (ECSE)	EHS	PI (center-based)	Child Care Program	HV	Other Services	Multiple Services	Rescreening	LEA (ECSE)	PFA	HS	Child Care Program	HV	Other Services	Multiple Services	Rescreening	Ages 0-35 mos.	Ages 36-61+ mos.		
Feb-22	61	9	9	15	14	11	3	28	33	3	0	1	1	0	0	0	3	0	0	6	1	24	0	0	1	0	0	0	33	28			
Mar-22	184	16	36	53	56	21	2	98	86	2	0	11	2	0	0	0	3	0	0	12	2	70	0	0	0	9	18	10	105	79			
TOTAL	357	37	61	95	99	56	9	181	176	10	0	16	7	0	0	0	15	0	0	26	6	123	0	0	1	11	19	11	193	164			
CFC #22	Child & Family Connections, Regional Office of Education #13, 660 W Noleman St, Centralia, IL 62801 - Nicole Van Hise																																
Oct-21	2	0	0	1	1	0	0	2	0	0	0	0	0	0	0	0	0	0	0	0	0	0	0	0	0	0	0	1	1				
Nov-21	16	1	2	6	5	2	0	12	4	0	0	0	0	0	0	0	0	0	1	0	2	0	0	0	0	1	0	9	7				
Dec-21	27	9	8	7	3	0	0	27	0	0	0	0	0	0	0	0	0	0	0	0	0	0	0	0	0	0	24	3					
Jan-22	2	0	0	0	2	0	0	0	2	0	0	0	0	0	0	0	0	0	0	0	2	0	0	0	0	0	0	0	2				
Feb-22	115	6	14	25	38	29	3	82	33	0	0	0	0	0	0	25	0	0	0	0	5	0	0	0	3	0	0	45	70				
Mar-22	360	22	31	110	101	62	34	312	48	0	0	0	7	0	0	0	20	0	1	3	0	0	0	4	7	1	9	163	197				
TOTAL	522	38	55	149	150	93	37	435	87	0	0	0	7	0	0	0	45	0	1	4	0	9	0	0	4	10	2	9	242	280			
CFC #23	Child & Family Connections, Wabash & Ohio Valley Special Education Dist., 800 S Division St, Norris City, IL 62869 - Charity Heifner																																
Jan-22	107	17	23	19	18	24	0	96	11	0	0	0	1	0	0	0	0	0	0	0	9	0	0	0	0	0	9	59	42				
Feb-22	5	0	0	0	3	1	1	0	5	0	0	0	0	0	0	0	0	0	0	0	4	0	0	0	0	0	1	0	5				
TOTAL	112	17	23	19	21	25	1	96	16	0	0	0	1	0	0	0	0	0	0	0	13	0	0	0	0	0	10	59	47				
CFC #24	Child & Family Connections, Archway, Inc., 2751 W Main, PO Box 1180, Carbondale, IL 62901-1180 - Lindsay Baskin																																
Sep-21	5	0	0	0	3	2	0	0	5	0	0	0	0	0	0	0	0	0	0	0	5	0	0	0	0	0	0	0	5				
Nov-21	4	0	0	0	4	0	0	0	4	0	0	0	0	0	0	0	0	0	0	0	4	0	0	0	0	0	0	0	4				
Dec-21	2	0	0	0	1	1	0	0	2	0	0	0	0	0	0	0	0	0	0	0	2	0	0	0	0	0	0	0	2				
Jan-22	36	12	5	9	4	5	1	15	21	0	0	0	0	0	2	0	12	0	1	1	0	7	0	0	0	0	1	1	26	10			
Feb-22	30	19	0	2	8	1	0	29	1	0	0	0	1	0	0	0	0	0	0	0	0	0	0	0	0	0	0	21	9				
Mar-22	68	30	2	9	14	9	4	53	15	0	0	0	0	0	0	5	0	5	5	2	8	0	0	0	0	0	0	41	27				
TOTAL	145	61	7	20	34	18	5	97	48	0	0	0	1	0	0	2	17	0	6	6	2	26	0	0	0	0	1	1	88	57			
CFC #25	Child & Family Connections, Options & Advocacy for McHenry Co., 365 Millennium Dr, Ste A, Crystal Lake, IL 60012 - Susan Beckman																																
Jan-22	164	13	33	40	43	35	0	17	147	0	0	0	81	1	0	0	0	0	0	0	31	33	0	0	0	2	4	2	86	78			
Feb-22	115	22	23	31	17	22	0	17	98	0	0	0	71	0	0	0	0	3	0	0	3	20	0	0	0	2	1	0	76	39			
Mar-22	197	20	43	67	39	28	0	32	165	0	0	0	104	0	0	0	0	1	0	0	15	44	0	0	0	1	3	0	130	67			
TOTAL	476	55	99	138	99	85	0	66	410	0	0	0	256	1	0	0	0	4	0	0	49	97	0	0	0	5	8	2	292	184			

Agency Type	Total Screened	Screenings of Children involved with DCFS										# of Children Ages 0 to 3 Referred to								# of Children Ages 3 to 5 Referred to								Sub-Totals				
		Ages (in Months)						Not Referred	Total Referred	In Intact Family Services	Children of Teen Wards	In Foster Care	PI Child Care				Other Multiple				Child Care				Other HV	Multiple Services	Rescreening	Ages 0-35 mos.	Ages 36-61+ mos.			
		0-11	12-23	24-35	36-47	48-60	61+						LEA EI	(ECSE)	EHS	(center-based)	Program	HV	Services	Services	Rescreening	LEA (ECSE)	PFA	HS						Program	Services	Rescreening
CFC #01 Child & Family Connections, Youth Services Network, Inc., 107 North 3rd Street, Rockford, IL 61107 - Dee Dee Lowery																																
CC	64	15	19	27	3	0	0	63	1	1	0	1	1	0	0	0	0	0	0	0	0	0	0	0	0	0	0	0	0	61	3	
HS/EHS	168	24	49	81	11	2	1	93	75	0	0	2	5	0	0	0	0	0	0	0	0	0	0	0	0	0	0	0	1	154	14	
HV	14	4	4	6	0	0	0	0	14	0	0	0	0	0	0	0	0	14	0	0	0	0	0	0	0	0	0	0	0	14	0	
LEA	1484	37	36	142	569	459	241	819	665	16	0	20	17	15	0	15	0	0	22	3	4	83	453	27	3	0	29	124	124	215	1269	
CFC #02 Child & Family Connections, Lake County Health Department, 3010 Grand Ave, 2nd Floor, Waukegan, IL 60085 - Donna Musser																																
CFC	141	44	48	49	0	0	0	127	14	3	0	5	14	2	2	0	0	0	0	0	0	0	0	0	0	0	0	0	0	141	0	
EI	141	44	48	49	0	0	0	127	14	3	0	5	14	2	2	0	0	0	0	0	0	0	0	0	0	0	0	0	0	141	0	
LEA	79	0	0	17	29	32	1	28	51	0	2	0	1	9	0	0	0	1	1	0	0	12	9	0	0	0	18	0	2	17	62	
CFC #03 Child & Family Connections, Regional Office of Education for Carroll, Jo Daviess, & Stephenson Co., 27 S State Ave, Ste 101, Freeport, IL 61032 - Angela Hodges																																
LEA	43	0	0	3	25	14	1	0	43	0	0	1	0	0	0	0	0	0	0	0	0	3	35	0	5	0	0	0	0	1	3	40
CFC #04 Child & Family Connections, DayOne PACT, 1551 E Fabyan Pkwy, Geneva, IL 60134 - Ellana Mavromatis																																
HV	35	13	13	9	0	0	0	28	7	0	0	0	0	0	0	0	0	7	0	0	0	0	0	0	0	0	0	0	0	35	0	
LEA	236	5	3	16	113	96	3	81	155	2	0	1	9	0	0	0	0	0	0	0	2	49	95	0	0	0	1	13	14	24	212	
PAT	32	9	16	6	1	0	0	30	2	0	0	1	2	0	0	0	0	0	0	0	0	0	0	0	0	0	0	0	0	31	1	
CFC #05 Child & Family Connections, DayOne PACT, 550 Warrenville Rd, Ste 100B, Lisle, IL 60532 - Marianne McGuire																																
HV	55	15	19	20	1	0	0	0	55	1	0	0	9	1	0	0	0	0	7	0	37	0	1	0	0	0	0	0	0	54	1	
LEA	314	0	1	35	147	124	7	57	257	0	0	0	7	12	0	0	0	0	6	0	3	68	113	2	0	0	40	10	16	36	278	
PAT	77	3	6	18	25	20	5	4	73	0	0	0	5	7	0	0	0	9	3	0	0	28	20	0	0	0	0	0	1	27	50	
CFC #06 Child & Family Connections, Clearbrook, 1835 W Central Rd, Arlington Heights, IL 60005 - Jason Tietz																																
LEA	527	15	11	72	256	148	25	167	360	0	0	0	12	16	0	0	0	11	4	0	0	105	160	0	0	0	41	10	16	98	429	
CFC #07 Child & Family Connections, Suburban Access, Inc, One Westbrook Corporate Ctr, Ste 640, Westchester, IL 60154 - Jo Ann Alferink																																
LEA	182	0	0	29	81	57	15	5	177	0	0	0	0	22	0	0																

Screenings Reported by CFC/CPS/DCFS and Agencies Represented / FY2022-Q3

Agency Type	Total Screened	Ages (in Months)							Not Referred	Total Referred	Screenings of Children involved with DCFS			# of Children Ages 0 to 3 Referred to								# of Children Ages 3 to 5 Referred to								Sub-Totals		
		0-11	12-23	24-35	36-47	48-60	61+	In Intact Family Services			Children of Teen Wards	In Foster Care	EI	LEA (ECSE)	EHS	PI (center-based)	Child Care Program	HV	Other Services	Multiple Services	Rescreening	LEA (ECSE)	PFA	HS	Child Care Program	HV	Other Services	Multiple Services	Rescreening	Ages 0-35 mos.	Ages 36-61+ mos.	
PI	41	14	9	15	3	0	0	35	6	0	0	7	0	0	0	1	0	0	0	0	0	0	5	0	0	0	0	0	0	38	3	
CFC #14 Child & Family Connections, 3000 W Rohmann Ave., West Peoria, IL 61604 - Michelle Harr																																
CFC	1	0	0	1	0	0	0	0	1	0	0	0	1	0	0	0	0	0	0	0	0	0	0	0	0	0	0	0	1	0		
LEA	310	0	1	19	181	94	15	8	302	112	0	8	0	16	0	4	0	0	0	0	0	38	226	0	0	0	11	0	7	20	290	
MFP	13	0	0	0	8	4	1	12	1	0	0	0	0	0	0	0	0	0	0	0	0	0	0	0	0	0	0	1	0	13		
PAT	25	6	7	12	0	0	0	9	16	0	0	0	1	0	0	0	0	15	0	0	0	0	0	0	0	0	0	0	25	0		
CFC #15 Child & Family Connections, Services of Will, Grundy, & Kankakee Counties, Inc., 2300 Glenwood Ave, Joliet, IL 60435 - Rachel Cimino																																
HS/EHS	57	5	21	13	7	6	5	47	10	0	0	0	3	0	0	0	0	0	0	0	7	0	0	0	0	0	0	0	39	18		
HV	214	51	77	86	0	0	0	201	13	0	0	0	13	0	0	0	0	0	0	0	0	0	0	0	0	0	0	0	214	0		
LEA	1082	0	0	78	564	346	94	303	779	0	0	1	2	2	0	0	0	0	1	0	3	145	451	0	31	0	31	0	113	78	1004	
CFC #16 Child & Family Connections, 201 W Springfield Ave, Ste 508 & 509, Champaign, IL 61820 - Chris Johnson																																
FCM	207	81	49	49	16	12	0	206	1	0	0	0	1	0	0	0	0	0	0	0	0	0	0	0	0	0	0	0	179	28		
HC	105	0	0	27	60	16	2	25	80	0	0	1	7	2	0	0	0	15	3	1	3	51	0	0	0	23	23	4	27	78		
HD	121	16	0	27	60	16	2	41	80	0	0	1	7	2	0	0	0	15	3	1	3	51	0	0	0	23	23	4	43	78		
HFI	0	0	0	0	0	0	0	0	0	0	0	0	0	0	0	0	0	0	0	0	0	0	0	0	0	0	0	0	0	0		
LEA	177	1	2	8	119	46	1	43	134	30	0	0	0	0	0	0	0	6	0	1	31	77	0	8	0	5	1	7	11	166		
WIC	207	81	49	49	16	12	0	206	1	0	0	0	1	0	0	0	0	0	0	0	0	0	0	0	0	0	0	0	179	28		
CFC #17 Child & Family Connections, ROE of Adams/Pike Counties, 510 Maine St, Ste 615, Quincy, IL 62301 - Kara Hoffman																																
HS/EHS	20	0	0	2	13	5	0	12	8	1	0	1	0	0	0	0	0	0	0	0	2	0	0	0	0	0	0	0	6	2	18	
HV	12	3	7	2	0	0	0	12	0	0	0	0	0	0	0	0	0	0	0	0	0	0	0	0	0	0	0	0	12	0		
LEA	324	0	0	84	140	82	17	234	76	3	0	7	1	0	0	0	0	0	0	16	1	0	0	0	0	0	0	58	84	239		
LIC	5	2	2	0	1	0	0	4	1	0	0	0	0	0	0	0	0	0	0	0	0	0	0	0	0	0	0	1	4	1		
CFC #19 Child & Family Connections, Macon Co. Community Mental Health Board, 132 S Water St, Ste 604, Decatur, IL 62523 - Amy Farmer																																
LEA	1000	4	9	279	336	125	247	46	954	0	0	0	9	37	0	0	0	0	217	26	8	48	588	3	0	0	30	29	2	292	708	
CFC #20 Child & Family Connections, Community Support Systems, 1901 S 4th St, Ste 209, Effingham, IL 62401 - Rita Wahl																																
CFC	10	3	7	0	0	0	0	7	3	0	0	0	1	0	0	0	0	0	0	2	0	0	0	0	0	0	0	0	10	0		
LEA	176	0	0	26	47	33	70	8	168	0	0	0	0	2	0	0	0	0	23	5	0	5	137	0	0	0	0	0	1	26	150	

Screenings Reported by CFC/CPS/DCFS and Agencies Represented / FY2022-Q3

Agency Type	Total Screened	Screenings of Children involved with DCFS										# of Children Ages 0 to 3 Referred to								# of Children Ages 3 to 5 Referred to								Sub-Totals																																																																																																																																																																																																																																																																																																																																																																																																																																																																																																																																																																																																																																																																																																																																																																																																																																																																																																																																																																																																																																																
		Ages (in Months)						Not Referred	Total Referred	In Intact Family Services	Children of Teen Wards	In Foster Care	LEA				PI (center-based)	Child Care Program	HV	Other				Multiple Services	Rescreening	LEA (ECSE)	PFA	HS	Child Care Program	HV	Other Services	Multiple Services	Rescreening	Ages 0-35 mos.	Ages 36-61+ mos.																																																																																																																																																																																																																																																																																																																																																																																																																																																																																																																																																																																																																																																																																																																																																																																																																																																																																																																																																																																																																																									
		0-11	12-23	24-35	36-47	48-60	61+						ECSE	EHS	Other	ECSE				PFA	HS	Other	ECSE													PFA	HS	Other	ECSE	PFA	HS	Other	ECSE	PFA	HS	Other	ECSE	PFA	HS	Other	ECSE	PFA	HS	Other	ECSE	PFA	HS	Other	ECSE	PFA	HS	Other	ECSE	PFA	HS	Other	ECSE	PFA	HS	Other	ECSE	PFA	HS	Other	ECSE	PFA	HS	Other	ECSE	PFA	HS	Other	ECSE	PFA	HS	Other	ECSE	PFA	HS	Other	ECSE	PFA	HS	Other	ECSE	PFA	HS	Other	ECSE	PFA	HS	Other	ECSE	PFA	HS	Other	ECSE	PFA	HS	Other	ECSE	PFA	HS	Other	ECSE	PFA	HS	Other	ECSE	PFA	HS	Other	ECSE	PFA	HS	Other	ECSE	PFA	HS	Other	ECSE	PFA	HS	Other	ECSE	PFA	HS	Other	ECSE	PFA	HS	Other	ECSE	PFA	HS	Other	ECSE	PFA	HS	Other	ECSE	PFA	HS	Other	ECSE	PFA	HS	Other	ECSE	PFA	HS	Other	ECSE	PFA	HS	Other	ECSE	PFA	HS	Other	ECSE	PFA	HS	Other	ECSE	PFA	HS	Other	ECSE	PFA	HS	Other	ECSE	PFA	HS	Other	ECSE	PFA	HS	Other	ECSE	PFA	HS	Other	ECSE	PFA	HS	Other	ECSE	PFA	HS	Other	ECSE	PFA	HS	Other	ECSE	PFA	HS	Other	ECSE	PFA	HS	Other	ECSE	PFA	HS	Other	ECSE	PFA	HS	Other	ECSE	PFA	HS	Other	ECSE	PFA	HS	Other	ECSE	PFA	HS	Other	ECSE	PFA	HS	Other	ECSE	PFA	HS	Other	ECSE	PFA	HS	Other	ECSE	PFA	HS	Other	ECSE	PFA	HS	Other	ECSE	PFA	HS	Other	ECSE	PFA	HS	Other	ECSE	PFA	HS	Other	ECSE	PFA	HS	Other	ECSE	PFA	HS	Other	ECSE	PFA	HS	Other	ECSE	PFA	HS	Other	ECSE	PFA	HS	Other	ECSE	PFA	HS	Other	ECSE	PFA	HS	Other	ECSE	PFA	HS	Other	ECSE	PFA	HS	Other	ECSE	PFA	HS	Other	ECSE	PFA	HS	Other	ECSE	PFA	HS	Other	ECSE	PFA	HS	Other	ECSE	PFA	HS	Other	ECSE	PFA	HS	Other	ECSE	PFA	HS	Other	ECSE	PFA	HS	Other	ECSE	PFA	HS	Other	ECSE	PFA	HS	Other	ECSE	PFA	HS	Other	ECSE	PFA	HS	Other	ECSE	PFA	HS	Other	ECSE	PFA	HS	Other	ECSE	PFA	HS	Other	ECSE	PFA	HS	Other	ECSE	PFA	HS	Other	ECSE	PFA	HS	Other	ECSE	PFA	HS	Other	ECSE	PFA	HS	Other	ECSE	PFA	HS	Other	ECSE	PFA	HS	Other	ECSE	PFA	HS	Other	ECSE	PFA	HS	Other	ECSE	PFA	HS	Other	ECSE	PFA	HS	Other	ECSE	PFA	HS	Other	ECSE	PFA	HS	Other	ECSE	PFA	HS	Other	ECSE	PFA	HS	Other	ECSE	PFA	HS	Other	ECSE	PFA	HS	Other	ECSE	PFA	HS	Other	ECSE	PFA	HS	Other	ECSE	PFA	HS	Other	ECSE	PFA	HS	Other	ECSE	PFA	HS	Other	ECSE	PFA	HS	Other	ECSE	PFA	HS	Other	ECSE	PFA	HS	Other	ECSE	PFA	HS	Other	ECSE	PFA	HS	Other	ECSE	PFA	HS	Other	ECSE	PFA	HS	Other	ECSE	PFA	HS	Other	ECSE	PFA	HS	Other	ECSE	PFA	HS	Other	ECSE	PFA	HS	Other	ECSE	PFA	HS	Other	ECSE	PFA	HS	Other	ECSE	PFA	HS	Other	ECSE	PFA	HS	Other	ECSE	PFA	HS	Other	ECSE	PFA	HS	Other	ECSE	PFA	HS	Other	ECSE	PFA	HS	Other	ECSE	PFA	HS	Other	ECSE	PFA	HS	Other	ECSE	PFA	HS	Other	ECSE	PFA	HS	Other	ECSE	PFA	HS	Other	ECSE	PFA	HS	Other	ECSE	PFA	HS	Other	ECSE	PFA	HS	Other	ECSE	PFA	HS	Other	ECSE	PFA	HS	Other	ECSE	PFA	HS	Other	ECSE	PFA	HS	Other	ECSE	PFA	HS	Other	ECSE	PFA	HS	Other	ECSE	PFA	HS	Other	ECSE	PFA	HS	Other	ECSE	PFA	HS	Other	ECSE	PFA	HS	Other	ECSE	PFA	HS	Other	ECSE	PFA	HS	Other	ECSE	PFA	HS	Other	ECSE	PFA	HS	Other	ECSE	PFA	HS	Other	ECSE	PFA	HS	Other	ECSE	PFA	HS	Other	ECSE	PFA	HS	Other	ECSE	PFA	HS	Other	ECSE	PFA	HS	Other	ECSE	PFA	HS	Other	ECSE	PFA	HS	Other	ECSE	PFA	HS	Other	ECSE	PFA	HS	Other	ECSE	PFA	HS	Other	ECSE	PFA	HS	Other	ECSE	PFA	HS	Other	ECSE	PFA	HS	Other	ECSE	PFA	HS	Other	ECSE	PFA	HS	Other	ECSE	PFA	HS	Other	ECSE	PFA	HS	Other	ECSE	PFA	HS	Other	ECSE	PFA	HS	Other	ECSE	PFA	HS	Other	ECSE	PFA	HS	Other	ECSE	PFA	HS	Other	ECSE	PFA	HS	Other	ECSE	PFA	HS	Other	ECSE	PFA	HS	Other	ECSE	PFA	HS	Other	ECSE	PFA	HS	Other	ECSE	PFA	HS	Other	ECSE	PFA	HS	Other	ECSE	PFA	HS	Other	ECSE	PFA	HS	Other	ECSE	PFA	HS	Other	ECSE	PFA	HS	Other	ECSE	PFA	HS	Other	ECSE	PFA	HS	Other	ECSE	PFA	HS	Other	ECSE	PFA	HS	Other	ECSE	PFA	HS	Other	ECSE	PFA	HS	Other	ECSE	PFA	HS	Other	ECSE	PFA	HS	Other	ECSE	PFA	HS	Other	ECSE	PFA	HS	Other	ECSE	PFA	HS	Other	ECSE	PFA	HS	Other	ECSE	PFA	HS	Other	ECSE	PFA	HS	Other	ECSE	PFA	HS	Other	ECSE	PFA	HS	Other	ECSE	PFA	HS	Other	ECSE	PFA	HS	Other	ECSE	PFA	HS	Other	ECSE	PFA	HS	Other	ECSE	PFA	HS	Other	ECSE	PFA	HS	Other	ECSE	PFA	HS	Other	ECSE	PFA	HS	Other	ECSE	PFA	HS	Other	ECSE	PFA	HS	Other	ECSE	PFA	HS	Other	ECSE	PFA	HS	Other	ECSE	PFA	HS	Other	ECSE	PFA	HS	Other	ECSE	PFA	HS	Other	ECSE	PFA	HS	Other	ECSE	PFA	HS	Other	ECSE	PFA	HS	Other	ECSE	PFA	HS	Other	ECSE	PFA	HS	Other	ECSE	PFA	HS	Other	ECSE	PFA	HS	Other	ECSE	PFA	HS	Other	ECSE	PFA	HS	Other	ECSE	PFA	HS	Other	ECSE	PFA	HS	Other	ECSE	PFA	HS	Other	ECSE	PFA	HS	Other	ECSE	PFA	HS	Other	ECSE	PFA	HS	Other	ECSE	PFA	HS	Other	ECSE	PFA	HS	Other	ECSE	PFA	HS	Other	ECSE	PFA	HS	Other	ECSE	PFA	HS	Other	ECSE	PFA	HS	Other	ECSE	PFA	HS	Other	ECSE	PFA	HS	Other	ECSE	PFA	HS	Other	ECSE	PFA	HS	Other	ECSE	PFA	HS	Other	ECSE	PFA	HS	Other	ECSE	PFA	HS	Other	ECSE	PFA	HS	Other	ECSE	PFA	HS	Other	ECSE	PFA	HS	Other	ECSE	PFA	HS	Other	ECSE	PFA	HS	Other	ECSE	PFA	HS	Other	ECSE	PFA	HS	Other	ECSE	PFA	HS	Other	ECSE	PFA	HS	Other	ECSE	PFA	HS	Other	ECSE	PFA	HS	Other	ECSE	PFA	HS	Other	ECSE	PFA

Screenings Reported by CFC/CPS/DCFS and Screening Tools Utilized / FY2022-Q3

Screening Tool	Total Screened	Screenings of Children involved with DCFS										# of Children Ages 0 to 3 Referred to										# of Children Ages 3 to 5 Referred to									
		Ages (in Months)						Not Referred	Total Referred	In Intact Family Services	Children of Teen Wards	In Foster Care	LEA EI	(ECSE)	PI EHS	Child Care (center-based) Program	HV	Other Services	Multiple Services	Rescreening	LEA (ECSE)	PFA	HS	Child Care Program	HV	Other Services	Multiple Services	Rescreening			
		0-11	12-23	24-35	36-47	48-60	61+																								
CFC #01 Child & Family Connections, Youth Services Network, Inc., 107 North 3rd Street, Rockford, IL 61107 - Dee Dee Lowery																															
ASQ-3	997	80	108	186	306	216	101	501	496	15	0	18	23	0	0	15	0	14	7	0	68	32	322	27	0	0	21	114	81		
ASQ:SE	609	36	28	55	216	176	98	343	266	14	0	12	13	0	0	0	0	0	0	0	8	253	27	0	0	0	114	79			
ASQ:SE-2	33	4	4	6	12	7	0	2	31	0	0	0	0	0	0	0	14	0	0	0	3	14	0	0	0	0	0	0			
BRIG	19	0	0	0	12	7	0	2	17	0	0	0	0	0	0	0	0	0	0	0	3	14	0	0	0	0	0	0			
DIAL	9	0	0	0	3	3	3	8	1	0	0	0	0	0	0	0	0	0	0	0	1	0	0	0	0	0	0	0			
DIAL-4	535	1	8	51	268	137	70	259	276	0	0	4	4	11	0	15	0	0	15	3	1	69	139	0	3	0	5	10	27		
ESI	165	24	49	81	10	1	0	90	75	0	0	2	5	0	0	0	0	0	0	0	68	1	0	0	0	0	0	1			
ESI-R	609	36	28	55	216	176	98	343	266	14	0	12	13	0	0	0	0	0	0	0	8	253	27	0	0	0	114	79			
PLS	269	0	0	29	53	116	71	208	61	2	0	2	0	4	0	0	0	0	0	0	3	2	34	0	0	0	0	18			
PLS-5	5	0	0	0	1	4	0	2	3	0	0	0	0	0	0	0	0	0	0	0	0	0	0	0	0	3	0	0			
PQ	9	0	0	0	8	1	0	1	8	0	0	0	0	0	0	0	0	0	0	0	0	8	0	0	0	0	0	0			
SESI	5	0	0	0	1	4	0	2	3	0	0	0	0	0	0	0	0	0	0	0	0	0	0	0	0	3	0	0			
Speed DIAL-4	290	0	0	29	61	129	71	208	82	2	0	2	0	4	0	0	0	0	0	0	3	2	34	0	0	0	21	0	18		
CFC #02 Child & Family Connections, Lake County Health Department, 3010 Grand Ave, 2nd Floor, Waukegan, IL 60085 - Donna Musser																															
ASQ-3	149	44	48	55	1	1	0	127	22	3	0	5	15	6	2	0	0	1	0	0	0	2	0	0	0	0	0	0	0		
ASQ:SE-2	8	0	0	6	1	1	0	0	8	0	0	0	1	4	0	0	0	1	0	0	0	2	0	0	0	0	0	0			
DIAL-4	71	0	0	11	28	31	1	28	43	0	2	0	0	5	0	0	0	0	1	0	10	9	0	0	0	18	0	2			
CFC #03 Child & Family Connections, Regional Office of Education for Carroll, Jo Daviess, & Stephenson Co., 27 S State Ave, Ste 101, Freeport, IL 61032 - Angela Hodges																															
ASQ	38	0	0	3	23	12	0	0	38	0	0	1	0	0	0	0	0	0	0	0	3	35	0	0	0	0	0	0			
DIAL	38	0	0	3	23	12	0	0	38	0	0	1	0	0	0	0	0	0	0	0	3	35	0	0	0	0	0	0			
DIAL-4	5	0	0	0	2	2	1	0	5	0	0	0	0	0	0	0	0	0	0	0	0	0	0	5	0	0	0	1			
CFC #04 Child & Family Connections, DayOne PACT, 1551 E Fabyan Pkwy, Geneva, IL 60134 - Ellana Mavromatis																															
ASQ	21	0	0	1	12	8	0	1	20	0	0	0	0	0	0	0	0	0	0	1	14	3	0	0	0	0	0	2			
ASQ-3	181	18	27	19	59	55	3	108	73	2	0	2	11	0	0	0	0	1	0	0	20	48	0	0	0	0	13	5			
ASQ:SE	52	0	1	5	29	17	0	14	38	0	0	0	4	0	0	0	0	0	0	2	25	3	0	0	0	0	0	4			
ASQ:SE-2	182	27	31	21	51	49	3	116	66	2	0	2	7	0	0	0	0	7	0	0	13	48	0	0	0	0	13	4			
BAT	19	0	1	4	8	6	0	6	13	0	0	0	4	0	0	0	0	0	0	1	7	0	0	0	0	0	0	1			
BDI-2	15	0	0	0	10	5	0	8	7	0	0	0	0	0	0	0	0	0	0	0	6	0	0	0	0	0	0	1			
BRIG-3	76	0	0	0	36	39	1	38	38	0	0	0	0	0	0	0	0	0	0	0	9	38	0	0	0	0	13	4			
CIP	15	0	0	5	7	3	0	2	13	0	0	0	0	0	0	0	0	0	0	0	4	11	0	0	0	0	0	0			

Screenings Reported by CFC/CPS/DCFS and Screening Tools Utilized / FY2022-Q3

Screening Tool	Total Screened	Screenings of Children involved with DCFS										# of Children Ages 0 to 3 Referred to										# of Children Ages 3 to 5 Referred to							
		Ages (in Months)						Not Referred	Total Referred	In Intact Family Services	Children of Teen Wards	In Foster Care	LEA		PI (center-based)	Child Care Program	HV	Other Services	Multiple Services	Rescreening	LEA		Child Care Program	Other HV	Other Services	Multiple Services	Rescreening		
		0-11	12-23	24-35	36-47	48-60	61+						(ECSE)	EHS							(ECSE)	PFA						HS	
DIAL-4	51	0	0	0	26	25	0	6	45	0	0	0	0	0	0	0	0	0	0	0	0	5	33	0	0	0	1	0	6
Play-Based	18	0	0	1	11	6	0	0	18	0	0	0	0	0	0	0	0	0	0	0	1	12	3	0	0	0	0	2	
PLS-5	25	0	0	0	13	10	2	12	13	0	0	1	0	0	0	0	0	0	0	0	0	4	9	0	0	0	0	0	
CFC #05	Child & Family Connections, DayOne PACT, 550 Warrenville Rd, Ste 100B, Lisle, IL 60532 - Marianne McGuire																												
ASQ	32	0	1	6	12	13	0	10	22	0	0	0	3	1	0	0	0	0	0	0	0	10	7	0	0	0	0	0	1
ASQ-3	174	18	25	50	45	31	5	13	161	1	0	0	14	8	0	0	0	9	14	0	40	37	31	0	0	0	5	3	6
ASQ:SE	114	3	7	23	42	34	5	11	103	0	0	0	8	8	0	0	0	9	3	0	0	37	29	2	0	0	5	7	9
ASQ:SE-2	78	12	17	27	17	5	0	7	71	1	0	0	8	0	0	0	0	0	10	0	33	3	11	0	0	0	5	3	4
CIP	22	0	0	0	11	10	1	2	20	0	0	0	0	0	0	0	0	0	0	0	0	8	11	0	0	0	0	0	1
DIAL	61	0	0	0	27	33	1	20	41	0	0	0	0	0	0	0	0	0	0	0	0	3	38	0	0	0	0	0	0
DIAL-4	87	0	0	6	46	35	0	15	72	0	0	0	0	4	0	0	0	0	1	0	0	11	25	0	0	0	30	0	1
Play-Based	7	0	0	4	2	1	0	3	4	0	0	0	4	0	0	0	0	0	0	0	0	0	0	0	0	0	0	0	0
TPBA	21	0	1	5	7	8	0	7	14	0	0	0	3	1	0	0	0	0	0	0	0	9	0	0	0	0	0	0	1
CFC #06	Child & Family Connections, Clearbrook, 1835 W Central Rd, Arlington Heights, IL 60005 - Jason Tietz																												
ASQ	19	0	0	3	9	7	0	0	19	0	0	0	0	3	0	0	0	0	0	0	0	8	6	0	0	0	2	0	0
ASQ-3	218	0	0	39	105	58	16	63	155	0	0	0	7	6	0	0	0	0	3	0	0	58	68	0	0	0	3	0	12
ASQ:SE	4	0	0	0	3	1	0	0	4	0	0	0	0	0	0	0	0	0	0	0	0	4	0	0	0	0	0	0	0
ASQ:SE-2	173	14	10	15	90	43	1	54	119	0	0	0	4	0	0	0	0	11	0	0	0	1	75	0	0	0	28	10	0
DIAL	62	1	1	18	21	16	5	44	18	0	0	0	1	10	0	0	0	0	0	0	0	7	0	0	0	0	0	0	3
DIAL-4	84	0	0	4	48	29	3	6	78	0	0	0	0	0	0	0	0	0	4	0	0	20	34	0	0	0	9	0	11
Play-Based	38	0	0	3	19	14	2	0	38	0	0	0	0	0	0	0	0	0	3	0	0	0	25	0	0	0	0	0	10
Social His	15	0	0	0	8	7	0	0	15	0	0	0	0	0	0	0	0	0	0	0	0	8	5	0	0	0	2	0	0
Speed DIAL-4	71	0	0	1	40	29	1	4	67	0	0	0	0	1	0	0	0	0	0	0	0	20	43	0	0	0	3	0	0
TPBA	7	0	0	1	6	0	0	4	3	0	0	0	0	0	0	0	0	0	0	0	0	1	0	0	0	0	2	0	0
TPBA-2	20	0	0	0	9	9	2	4	16	0	0	0	0	0	0	0	0	0	0	0	0	12	3	0	0	0	1	0	0
CFC #07	Child & Family Connections, Suburban Access, Inc, One Westbrook Corporate Ctr, Ste 640, Westchester, IL 60154 - Jo Ann Alferink																												
ASQ	8	0	0	0	3	3	2	3	5	0	0	0	0	0	0	0	0	0	0	0	0	5	0	0	0	0	0	0	0
ASQ:SE	8	0	0	0	3	3	2	3	5	0	0	0	0	0	0	0	0	0	0	0	0	5	0	0	0	0	0	0	0
DIAL-4	82	0	0	0	37	32	13	3	79	0	0	0	0	0	0	0	0	0	0	0	0	22	57	0	0	0	0	0	0
DIAL-R	100	0	0	29	44	25	2	2	98	0	0	0	0	22	0	0	0	0	0	0	0	56	12	0	0	0	8	0	0

Screenings Reported by CFC/CPS/DCFS and Screening Tools Utilized / FY2022-Q3

Screening Tool	Total Screened	Screenings of Children involved with DCFS										# of Children Ages 0 to 3 Referred to										# of Children Ages 3 to 5 Referred to									
		Ages (in Months)						Not Referred	Total Referred	In Intact Family Services	Children of Teen Wards	In Foster Care	LEA EI	(ECSE)	EHS	PI (center-based)	Child Care Program	HV	Other Services	Multiple Services	Rescreening	LEA (ECSE)	PFA	HS	Child Care Program	HV	Other Services	Multiple Services	Rescreening		
		0-11	12-23	24-35	36-47	48-60	61+																								
CFC #13 Child & Family Connections, Regional Office of Education #26, 130 S Lafayette St, Ste 200, Macomb, IL 61455 - Chuck Farr																															
ASQ	176	102	56	15	3	0	0	157	19	0	0	7	13	0	0	1	0	0	0	0	0	0	0	5	0	0	0	0	0	0	0
ASQ-3	175	91	46	3	24	11	0	155	20	0	0	2	9	0	0	0	0	0	0	0	2	3	0	0	0	0	1	0	5		
ASQ:SE	52	15	10	14	11	2	0	44	8	0	0	7	0	0	0	1	0	0	0	0	2	0	5	0	0	0	0	0	0		
ESI	25	0	0	0	16	9	0	16	9	0	0	2	0	0	0	0	0	0	0	0	0	3	0	0	0	0	1	0	5		
PKBS	25	0	0	0	16	9	0	16	9	0	0	2	0	0	0	0	0	0	0	0	0	3	0	0	0	0	1	0	5		
Speed DIAL-4	4	0	0	0	4	0	0	0	4	0	0	1	0	0	0	0	0	0	0	0	0	0	4	0	0	0	0	0	0		
CFC #14 Child & Family Connections, 3000 W Rohmann Ave., West Peoria, IL 61604 - Michelle Harr																															
ASQ	13	0	0	0	8	4	1	12	1	0	0	0	0	0	0	0	0	0	0	0	0	0	0	0	0	0	0	0	0	1	
ASQ-3	39	6	7	13	11	2	0	9	30	0	0	0	2	0	0	0	0	15	0	0	0	3	10	0	0	0	0	0	0	0	
BRIG	107	0	1	11	63	32	0	0	107	107	0	0	0	12	0	0	0	0	0	0	0	0	95	0	0	0	0	0	0	0	
BRIG-3	160	0	0	8	83	55	14	1	159	5	0	8	0	4	0	4	0	0	0	0	0	33	105	0	0	0	6	0	7		
DIAL-4	16	0	0	0	13	3	0	3	13	0	0	0	0	0	0	0	0	0	0	0	0	3	10	0	0	0	0	0	0		
ESI-R	27	0	0	0	22	4	1	4	23	0	0	0	0	0	0	0	0	0	0	0	0	2	16	0	0	0	5	0	0		
PLS-4	13	0	0	0	8	4	1	12	1	0	0	0	0	0	0	0	0	0	0	0	0	0	0	0	0	0	0	0	0	1	
CFC #15 Child & Family Connections, Services of Will, Grundy, & Kankakee Counties, Inc., 2300 Glenwood Ave, Joliet, IL 60435 - Rachel Cimino																															
ASQ	13	0	0	0	7	5	1	0	13	0	0	0	0	0	0	0	0	0	0	0	0	7	6	0	0	0	0	0	0	0	
ASQ-3	232	51	77	88	12	4	0	201	31	0	0	0	13	0	0	0	0	0	0	2	0	0	0	0	0	0	0	0	0	16	
ASQ:SE	605	0	0	16	291	224	74	260	345	0	0	0	0	0	0	0	0	0	0	2	21	189	0	15	0	31	0	87			
BRIG	444	0	0	14	189	170	71	260	184	0	0	0	0	0	0	0	0	0	0	0	21	101	0	15	0	31	0	16			
BRIG-3	57	5	21	13	7	6	5	47	10	0	0	0	3	0	0	0	0	0	0	0	7	0	0	0	0	0	0	0	0		
DIAL	37	0	0	0	22	12	3	0	37	0	0	0	0	0	0	0	0	0	0	0	11	6	0	16	0	0	0	4			
DIAL-4	440	0	0	62	251	110	17	43	397	0	0	1	2	2	0	0	0	0	1	0	1	113	256	0	0	0	0	0	22		
CFC #16 Child & Family Connections, 201 W Springfield Ave, Ste 508 & 509, Champaign, IL 61820 - Chris Johnson																															
ASQ	105	0	0	27	60	16	2	25	80	0	0	1	7	2	0	0	0	0	15	3	1	3	51	0	0	0	23	23	4		
ASQ-3	211	81	49	49	20	12	0	206	5	0	0	0	1	0	0	0	0	0	0	0	2	2	0	0	0	0	0	0	0		
ASQ:SE	207	81	49	49	16	12	0	206	1	0	0	0	1	0	0	0	0	0	0	0	0	0	0	0	0	0	0	0	0		
BRIG	15	0	0	3	10	2	0	0	15	0	0	0	0	0	0	0	0	2	0	1	0	12	0	0	0	0	1	1			
DIAL-4	162	1	2	5	109	44	1	43	119	30	0	0	0	0	0	0	0	4	0	0	31	65	0	8	0	5	0	6			
TPBA	105	0	0	27	60	16	2	25	80	0	0	1	7	2	0	0	0	0	15	3	1	3	51	0	0	0	23	23	4		

Screenings Reported by CFC/CPS/DCFS and Screening Tools Utilized / FY2022-Q3

Screening Tool	Total Screened	Screenings of Children involved with DCFS										# of Children Ages 0 to 3 Referred to										# of Children Ages 3 to 5 Referred to									
		Ages (in Months)							Not Referred	Total Referred	In Intact Family Services	Children of Teen Wards	In Foster Care	LEA EI	(ECSE)	EHS	PI (center-based)	Child Care Program	HV	Other Services	Multiple Services	Rescreening	LEA (ECSE)	PFA	HS	Child Care Program	Other HV	Services	Multiple Services	Rescreening	
		0-11	12-23	24-35	36-47	48-60	61+																								
CFC #17 Child & Family Connections, ROE of Adams/Pike Counties, 510 Maine St, Ste 615, Quincy, IL 62301 - Kara Hoffman																															
ASQ-3	12	3	7	2	0	0	0	12	0	0	0	0	0	0	0	0	0	0	0	0	0	0	0	0	0	0	0	0	0	0	0
DIAL	349	2	2	86	154	87	17	250	85	4	0	8	1	0	0	0	0	0	0	0	0	0	16	3	0	0	0	0	0	0	65
CFC #19 Child & Family Connections, Macon Co. Community Mental Health Board, 132 S Water St, Ste 604, Decatur, IL 62523 - Amy Farmer																															
BRIG	1000	4	9	279	336	125	247	46	954	0	0	0	9	37	0	0	0	0	217	26	8	48	588	3	0	0	30	29	2		
CFC #20 Child & Family Connections, Community Support Systems, 1901 S 4th St, Ste 209, Effingham, IL 62401 - Rita Wahl																															
ASQ	10	3	7	0	0	0	0	7	3	0	0	0	1	0	0	0	0	0	0	0	2	0	0	0	0	0	0	0	0	0	0
BRIG	175	0	0	26	46	33	70	7	168	0	0	0	0	2	0	0	0	0	23	5	0	5	137	0	0	0	0	0	0	1	
DIAL	1	0	0	0	1	0	0	1	0	0	0	0	0	0	0	0	0	0	0	0	0	0	0	0	0	0	0	0	0	0	
CFC #21 Child & Family Connections, Regional Office of Education #13, 4 Eagle Center, Ste 4, O'Fallon, IL 62269 - Terri Kampwerth																															
ASQ	98	8	13	32	33	10	2	38	60	0	0	2	4	0	0	0	0	9	0	0	0	1	48	0	0	1	0	10	8		
ASQ-3	215	29	47	56	42	37	4	133	82	10	0	13	3	0	0	0	0	5	0	0	26	5	42	0	0	0	3	1	1		
ASQ:SE	199	32	48	68	34	16	1	124	75	7	0	13	5	0	0	0	0	5	0	0	26	3	42	0	0	0	0	10	8		
ASQ:SE-2	46	4	8	9	7	18	0	25	21	3	0	0	2	0	0	0	0	0	0	0	0	3	16	0	0	0	0	0	0		
DIAL	4	0	0	1	2	1	0	4	0	0	0	0	0	0	0	0	0	0	0	0	0	0	0	0	0	0	0	0	0		
DIAL-4	98	7	10	27	41	12	1	31	67	0	0	1	4	0	0	0	0	1	0	0	0	1	64	0	0	0	8	18	10		
Speed DIAL-4	10	0	0	0	6	2	2	6	4	0	0	1	0	0	0	0	0	0	0	0	0	0	4	0	0	0	0	0	0		
CFC #22 Child & Family Connections, Regional Office of Education #13, 660 W Noleman St, Centralia, IL 62801 - Nicole Van Hise																															
ASQ	49	13	20	11	5	0	0	0	49	0	0	0	0	0	0	0	0	45	0	0	0	0	0	0	0	4	0	0	0		
ASQ-3	118	23	31	52	12	0	0	112	6	0	0	0	6	0	0	0	0	0	0	0	0	0	0	0	0	0	0	0	0		
BRIG	395	15	24	97	130	92	37	323	72	0	0	0	1	0	0	0	0	45	0	1	4	0	0	0	0	4	10	2	9		
BRIG-3	9	0	0	0	8	1	0	0	9	0	0	0	0	0	0	0	0	0	0	0	0	0	9	0	0	0	0	0	0		
DECA I/T - DECA-C	2	0	0	0	2	0	0	2	0	0	0	0	0	0	0	0	0	0	0	0	0	0	0	0	0	0	0	0	0		
Hearing	344	2	4	86	123	92	37	321	23	0	0	0	1	0	0	0	0	0	0	1	4	0	0	0	0	0	10	2	9		
Speech	344	2	4	86	123	92	37	321	23	0	0	0	1	0	0	0	0	0	0	1	4	0	0	0	0	0	10	2	9		
CFC #23 Child & Family Connections, Wabash & Ohio Valley Special Education Dist., 800 S Division St, Norris City, IL 62869 - Charity Heifner																															
ASQ	96	17	23	17	12	21	0	96	0	0	0	0	0	0	0	0	0	0	0	0	0	0	0	0	0	0	0	0	0		
DIAL-4	112	17	23	19	21	25	1	96	16	0	0	0	1	0	0	0	0	0	0	0	0	0	13	0	0	0	0	0	10		
Speed DIAL-4	96	17	23	17	12	21	0	96	0	0	0	0	0	0	0	0	0	0	0	0	0	0	0	0	0	0	0	0	0		

Screenings Reported by CFC/CPS/DCFS and Screening Tools Utilized / FY2022-Q3

Screening Tool	Total Screened	Screenings of Children involved with DCFS																												# of Children Ages 0 to 3 Referred to										# of Children Ages 3 to 5 Referred to							
		Ages (in Months)							Not Referred	Total Referred	In Intact Family Services	Children of Teen Wards	In Foster Care	EI	LEA (ECSE)	EHS	PI (center-based)	Child Care Program	HV	Other Services	Multiple Services	Rescreening	LEA (ECSE)	PFA	HS	Child Care Program	HV	Other Services	Multiple Services	Rescreening																	
		0-11	12-23	24-35	36-47	48-60	61+																																								
CFC #24	Child & Family Connections, Archway, Inc., 2751 W Main, PO Box 1180, Carbondale, IL 62901-1180 - Lindsay Baskin																																														
ASQ	90	59	5	15	9	2	0	74	16	0	0	0	1	0	0	2	0	11	0	0	0	0	2	0	0	0	0	0	0	0	0	0															
ASQ-3	15	2	2	2	5	4	0	0	15	0	0	0	0	0	0	0	0	6	0	6	6	0	9	0	0	0	0	0	1	1																	
ASQ:SE-2	15	2	2	2	5	4	0	0	15	0	0	0	0	0	0	0	0	6	0	6	6	0	9	0	0	0	0	0	1	1																	
BRIG	103	59	5	14	16	8	1	74	29	0	0	0	1	0	0	2	0	11	0	0	0	0	15	0	0	0	0	0	0	0	0	0															
BRIG-3	6	0	0	3	2	1	0	6	0	0	0	0	0	0	0	0	0	0	0	0	0	0	0	0	0	0	0	0	0	0	0	0															
DECA I/T - DECA-C	19	0	0	0	10	5	4	17	2	0	0	0	0	0	0	0	0	0	0	0	0	2	0	0	0	0	0	0	0	0	0	0															
Hearing	75	56	1	11	6	1	0	74	1	0	0	0	1	0	0	0	0	0	0	0	0	0	0	0	0	0	0	0	0	0	0	0															
CFC #25	Child & Family Connections, Options & Advocacy for McHenry Co., 365 Millennium Dr, Ste A, Crystal Lake, IL 60012 - Susan Beckman																																														
ASQ	276	53	97	106	16	4	0	6	270	0	0	0	256	0	0	0	0	0	0	0	0	8	3	0	0	0	4	2	0																		
ASQ-3	166	2	2	26	64	72	0	55	111	0	0	0	0	0	0	0	0	0	0	0	30	81	0	0	0	0	6	0																			
ASQ:SE	36	1	2	14	6	13	0	25	11	0	0	0	0	0	0	0	0	0	0	0	8	3	0	0	0	0	0	0																			
ASQ:SE-2	57	0	0	0	32	25	0	5	52	0	0	0	0	0	0	0	0	0	0	0	0	52	0	0	0	0	6	0																			
DIAL-4	34	0	0	6	19	9	0	5	29	0	0	0	0	1	0	0	0	0	4	0	0	11	13	0	0	0	1	0	2																		