

TO: Kristina Doan, ISBE
Ann Freiburg, IDHS
Colleen Cunningham, IDHS
Jennifer Grissom, IDHS
All CFC Managers
Andria Goss, Cook County DCFS
Davette Clark-Johnson, CPS
Kelsey Badger, Erikson Institute's DCFS Intact Program
Allison Lowe-Fotos, Ounce of Prevention Fund
Carmen Garcia, Ounce of Prevention Fund
Karen Berman, Ounce of Prevention Fund
Kayla Goldfarb, Ounce of Prevention Fund

DATE: January 5, 2023

RE: FY 2023 Q1 Developmental Screening Report

Enclosed within are Child Find developmental screening reports and maps reflecting the number of children reported as screened from July 1, 2023 through September 30, 2022 throughout the State of Illinois. Please note that IDHS County Health Department (CHD) data is *not* included. When available, it will be located at <http://www.dhs.state.il.us/page.aspx?item=33422>. We hope to reintegrate this data going forward.

TABLE OF CONTENTS

Narrative	2
Sample Form	4
Directions for Completing Form	5
Data Mappings	8
Screenings Reported by ZIP Code	14
Screenings Reported by Month	24
Screenings Reported by Agencies Represented	28
Screenings Reported by Screening Tool Utilized	31

This report, as well as reports reflecting prior years, is made publicly available on our website at <https://www.childfind-idea-il.us/Screening.aspx>. If you have any questions or concerns about the enclosed information, please feel free to reach out via the contact form on our website at <https://www.childfind-idea-il.us/Contact.aspx> or call (800) 851-6197, option 2.

Best Regards,



Denise Stricklin
Child Find Project Coordinator

Child Find Project Data Collection Mappings

Background

Since 1998, the Illinois State Board of Education (ISBE) has operated the Child Find Project (Child Find), funded through Individuals with Disabilities Education Act Part B, Preschool Discretionary funds to develop and disseminate public awareness materials to Local Education Agencies (LEAs), Special Education Cooperatives, and the Child and Family Connections (CFC) offices.

The Child Find Project, managed by a single Program Coordinator, collects data on the number and location of developmental screenings taking place across Illinois for children between 0 to 5 years of age. A developmental screening is the use of screening tools to track the development of young children across multiple domains. Child Find receives:

- Data from the 25 CFC sites across Illinois. CFCs are the system point of entry for Early Intervention under the Illinois Department of Human Services (IDHS), and are required to report data to Child Find. CFCs receive data from local school districts, with the exception of Chicago Public School (CPS) District #299, where data is reported directly to Child Find.
- Quarterly data on screenings from all health departments reporting to IDHS, which is obtained from the Cornerstone data entry system (Cornerstone).
- Department of Children and Family Services (DCFS) Cook County for children birth to five who are in care. These screenings are conducted by Erikson Institute (Erikson) /DCFS Early Childhood developmental specialists or by the DCFS Integrated Assessment program.
- Monthly data from Erikson/ DCFS Early Childhood Intact Program for Cook, Northern, Central and Southern regions. Erikson/DCFS Early Childhood developmental specialists administer developmental screenings to children ages birth through three entering the foster care system in Cook County and coordinates assessments statewide. The data is not separated by zip codes but reported by the four DCFS regions.

Through the support of the Early Learning Council, the *0-5 Child Find Screening Data Collection Form* (Data Collection Form) used by reporting entities was updated in 2016 in an effort to gather improved information on referral counts, screening tools used, type of reporting program/entity and the type of referral. Among these improvements, a new field was added to include the zip code of locations performing developmental screenings. The inclusion of this field allows for the mapping of portrays where screenings occur, identify potential gaps in reporting and referrals and make the data useful for stakeholders.

Mappings

Child Find has partnered with the Illinois Early Childhood Asset Map (IECAM) to display, through geo-mapping, where developmental screenings are occurring as reported on the Data Collection Form. Developed in 2006, IECAM is funded by ISBE and the IDHS to provide information on existing services, the demographics of young children and their families, and state resources that serve young children. Child Find provides quarterly reports to IECAM which in turn provides mappings on 0-5 Child Find Screenings:

- Total Screened by CFC region
- Total Referred by CFC region

- Total Screened by Zip Code
- Total Referred by Zip Code

Limitations and exclusions

There is no data system to support unduplicated, disaggregated child level data collection, but the addition of the zip code field draws a broader picture of screenings occurring in the state. Even with the stated improvements to the Data Collection Form, limitations remain:

- Reporting to CFCs is voluntary and reporting entities include: school districts, Local Education Agencies (LEAs), Special Education Cooperatives, Regional Offices of Education, child care providers, Head Start/Early Head Start, Home Visiting programs, Early Intervention providers, health departments, health care providers, DCFS, IDHS Family Case Management, multi-funded programs, and Women, Infants and Children.
- CFCs 8, 9, 10 and 11 serve the City of Chicago but do not conduct screening events – Chicago Public Schools (CPS) #299 coordinates all screenings in these regions. It is up to CPS to report the screenings conducted, and data is not broken down by CFC region or even zip code.
- Reporting entities submit data manually through paper forms. CFCs vary greatly in the frequency and method of reporting data to Child find: Some CFCs email forms to the Project Coordinator as forms are received and other CFCs collect forms throughout a quarter before submitting them all at once via US Mail or fax.
- Delayed reporting from entities to CFCs impacts the timeliness of data to Child Find. CFCs do not all report information to Child Find in regular intervals.
- Data collection is time consuming and complex for both reporting entities and CFCs. Data is often inconsistent and unreliable because not all relevant fields are completed and mathematical miscalculations are recorded in fields. As of May 1, 2018, Child Find is piloting an electronic data collection system with two CFCs. This system would notify reporting entities when a mistake has been entered, prompting a correction before data submission is allowed.
- IDHS does not report data on developmental screenings by zip code. Rather, quarterly Cornerstone data is reported to Child Find in an aggregate format. This constitutes a significant sector of data that cannot be mapped.
- The data is not available in real-time but delayed by at least one quarter.
- The zip code on the Data Collection Form refers to where the screening occurred, not necessarily the home zip code of the children receiving the screening.

Even with limitations, the mappings make the data transparent and provides utility for stakeholders as a quality improvement process. As state agencies, programs, and communities continue to employ developmental screenings as a tool to support children’s development and school readiness, these mappings visually display areas in the state that might be underreporting screenings and need additional supports to increase screenings and referrals. Further, the wide dissemination of the mappings raise awareness of Child Find which may lead to better reporting by both entities and CFCs. Additional fields were added to the Data Collection Form beyond the zip code and future mappings are possible in the future.

0-5 CHILD FIND SCREENING DATA COLLECTION FORM

Please refer to the directions when completing this form.

SECTION I: IDENTIFYING INFORMATION

Current Date: _____	Month/Year of Screenings: _____	CFC Submitting Form: _____
Name of Screening Agency: _____		
Type of Program/Entity ¹ : _____	Zip Code of Locations of Screenings: _____	
Screening Tool(s) used: _____		
Contact Person's Name: _____	Phone Number: _____	
Email Address: _____		

If the screening was part of a shared screening event, please check the following box: ☐

SECTION II: SCREENING INFORMATION

Report Totals								
Total Children Screened	Age 0-11 months	Age 12-23 months	Age 24-35 months	Age 36-47 months	Age 48-60 months	Age 61+ months	Not Referred	Total Referred

Screenings of Children involved with DCFS		
# of Children in Intact Family Services Screened	# of Children of Teen Wards Screened	# of Children in Foster Care Screened

SECTION III: SCREENING RESULTS – REFERRAL COUNTS²

Report Totals for Children Ages 0 – 35 Months								
# Referred to EI	# Referred to LEA (ECSE)	# Referred to EHS	# Referred to PI (center-based)	# Referred to Child Care Program	# Referred to HV	# Referred to Other Services	# Referred to Multiple Services	# Referred for Rescreening

Report Totals for Children Ages 36 – 60 Months							
# Referred to LEA (ECSE)	# Referred to PFA	# Referred to HS	# Referred to Child Care Program	# Referred to HV	# Referred to Other Services	# Referred to Multiple Services	# Referred for Rescreening

Please fax or email completed form(s) by _____ (insert timeframe) to your local Child and Family Connections (CFC) office at the following contact information: _____.

You may find your local CFC office by going to the Illinois Department of Human Services office locator at www.dhs.state.il.us. If you have questions regarding this form, please contact the Child Find Project at 1-800-851-6197.

¹ Child Care Provider (CC), Head Start/Early Head Start (HS/EHS), Home Visiting (HV), Multi-Funded Program (MFP), Child and Family Connections (CFC), School District or Local Education Agency (LEA), Early Intervention (EI) Provider, Health Department (HD), Health Care Provider (HC), Women, Infants and Children (WIC), Illinois Department of Children and Family Services (DCFS) or Family Case Management (FCM).

² The following are abbreviations used in SECTION III: EI = Early Intervention; EHS = Early Head Start; PI = Prevention Initiative; HV = Home Visiting; PFA = Preschool for All; and HS = Head Start.

DIRECTIONS FOR COMPLETING 0-5 CHILD FIND SCREENING, REPORTING AND DATA COLLECTION FORM

The Illinois State Board of Education (ISBE) operates the Child Find Project (the “Project”). The Project is funded through IDEA Part B, Preschool Discretionary funds to develop and disseminate public awareness materials to Local Education Agencies (LEAs), Special Education Cooperatives, and the Child and Family Connections (CFC) offices. One activity of the Project is to collect data on the number and location of developmental screenings taking place across the State of Illinois for children between 0 and 5 years of age. The purpose of the 0-5 Child Find Screening, Reporting and Data Collection Form (the “Form”) is the collection of said data by the Project. If your program administers developmental screenings, you should report screening data to the Project using the Form. This applies to developmental screenings only and not to other types of screenings, such as those for vision or hearing. Agencies are required to complete each section of the Form.

The following are certain definitions that may be useful when completing the Form:

Health Department – A certified public health department of a county or the City of Chicago that strives to meet the public health needs of its jurisdiction.

Health Care Provider – A primary care physician, clinic, etc.

Home Visiting – A voluntary program serving pregnant women and children up to the age of 5 that promotes positive parenting practices and builds healthy parent-child relationships, which makes them an essential strategy for reducing child abuse and neglect, improving health outcomes for mothers and children, and increasing school readiness. Home visiting services use evidence-based, intensive, outcome-driven models that promote parent-child attachment; provide developmental screening, monitoring, and referrals; and provide linkages to community resources and services. Additional information pertaining to home visiting in Illinois can be found at <http://www.igrowillinois.org/>.

Multi-Funded Program – A program receiving separate funds from two or more program funding streams that are integrated or blended in order to pay for total program expenditures.

SECTION I: IDENTIFYING INFORMATION

This information allows the tracking of locations of screenings that occur, what programs or entities are involved in screenings, at what frequency screenings occur in a particular area, and who participates in screening activities.

Current Date – Insert the date the screening form is completed.

Month/Year of Screening – For cumulative reporting, insert the month and year the screenings took place.

CFC Submitting Form – CFCs should insert their CFC #, if a CFC is submitting a completed form.

Name of Screening Agency – Insert the name of the agency or provider undertaking the screening. Please note that such an agency or provider may include, but is not limited to, the following: Child Care Provider (CC); Head Start/Early Head Start (HS/EHS); Home Visiting (HV); Multi-Funded Program (MFP); Child and Family Connections (CFC); School District or Local Education Agency (LEA); Early Intervention (EI) Provider; Health Department (HD); Health Care Provider (HC); Women, Infants and

Children (WIC); Illinois Department of Children and Family Services (DCFS); or Family Case Management (FCM).

This information is gathered for data collection purposes only. If the screening is a joint effort between two or more CFCs or two or more school districts, indicate all CFCs and school districts involved in the joint effort, in order to show the area in which screenings are taking place. If a joint screening takes place with a CFC and a school district, the screenings will be attributed to the CFC or school district based on the ages of the children screened. Separate reports may be submitted if easier on reporting entities.

Type of Program/Entity – Insert the type of program or entity that describes the Screening Agency. Options include the following: Child Care Provider (CC); Head Start/Early Head Start (HS/EHS); Home Visiting (HV); Multi-Funded Program (MFP); Child and Family Connections (CFC); School District or Local Education Agency (LEA); Early Intervention (EI) Provider; Health Department (HD); Health Care Provider (HC); Women, Infants and Children (WIC); Illinois Department of Children and Family Services (DCFS); or Family Case Management (FCM).

Zip Code of the Locations of Screenings – Identify the zip code of the location of the screening event. One form should be submitted per event, as such, only one zip code should be entered here.

Screening Tool – Identify name of Developmental Screening tool(s) administered (e.g., ASQ3, ASQ-SE, DIAL, Brigance, other) by listing all that apply on the Form. Do not include other screenings performed such as Vision, Hearing, etc.

Contact Person (Name, Phone Number and Email Address) – Insert the name, telephone number and email address of the individual in charge of the screening session.

Name of Agency – List agency(ies) or individual provider(s) conducting the screening activity(ies), if screening event is community-wide or a joint-effort.

SECTION II: SCREENING INFORMATION

This information allows the tracking of the number of children screened and their age at the time of screening. Please note that the data for Section II refers to the total number of children screened (and is not separated out by zip codes as in Section I above).

Total Children Screened – Total number of children screened during event of cumulative monthly report.

Age 0-61+ Months – In the appropriate box, indicate the number of children by age who were screened.

Not Referred – Children who were screened but no referral was needed.

Total Referred – Children who were screened and a referral was needed.

The “Total Children Screened” count in Section II of the Form should equal the number of children referred *plus* the number of children not referred.

For purposes of the Form, a **Referral** occurs when a provider completes a screening and provides

information on how to connect families to a service provider that can meet the child and family's needs as indicated on the screening. Guidance on *referring families* may be found at the websites for (i) ExceleRate Illinois (including, the following link: <http://www.excelerateillinoisproviders.com/docman/resources/91-three-steps-to-screening/file>) and (ii) U.S. Department of Health and Family Services—Office of Administration for Children and Families for *Birth to 5: Watch Me Thrive!* (including, the following link: https://www.acf.hhs.gov/sites/default/files/ece/ece_providers_guide_march2014.pdf)

For purposes of data related to the screenings of children involved with DCFS (which is collected in the second table in Section II), please note the following:

of Children in Intact Family Services Screened – refers to the number of children screened who are involved with DCFS but are not in DCFS protective custody and are residing with their families as part of DCFS's Intact Families program.

of Children of Teen Wards Screened – refers to the number of children screened whose parents are wards of DCFS.

of Children in Foster Care Screened – refers to the number of children screened who are in DCFS care and residing with a foster family.

SECTION III: SCREENING RESULTS – REFERRAL COUNTS

The information submitted here allows the tracking of referrals made for children ages 0-35 months and 36-50 months.

Indicate the number of children referred for further evaluation in the appropriate referral count box identified. If a referral type is not listed, please indicate the name of the agency(ies) receiving referral(s) and the number of children involved. Please note that the numbers used in Section III will overlap and will not always match-up to the number used in the category of "Total Referred" in Section II above.

Referred to Other Services – Indicate the number of children referred to community based programs/agencies (i.e., speech, hearing, vision).

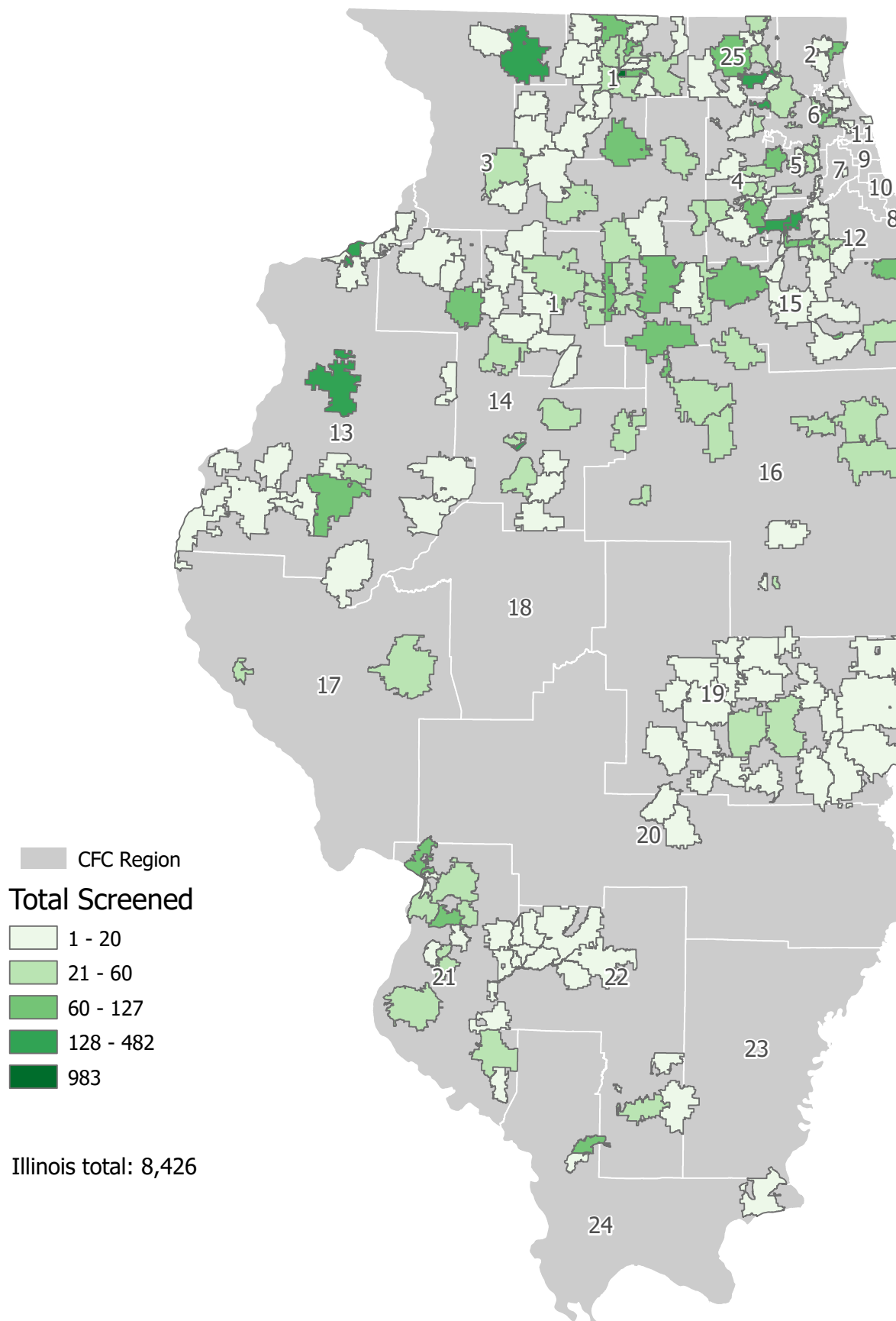
Referred for Rescreening – Indicate the number of children who did not score a concern on the screening, but are determined to benefit from a repeat screening at a later date (due to parent report of functioning variance, unable to screen, other concerns screener may have, etc.).

Referred to Multiple Services – If more than one of the other categories in this Section III has been checked, then also check "Referred for Multiple Services". *Please note that some children may be referred to multiple services and we want to know how many children present like that.*

Please **fax or email** completed reports to the local Child and Family Connections (CFC) office, attention Local Interagency Council (LIC) Coordinator. The LIC Coordinator is responsible for collecting all 0-5 Screening Collection forms relating to screening activities for children 0-5 years of age occurring in the service area. These reports are forwarded monthly to the State's Child Find Project Coordinator for statewide analysis and data compilation.

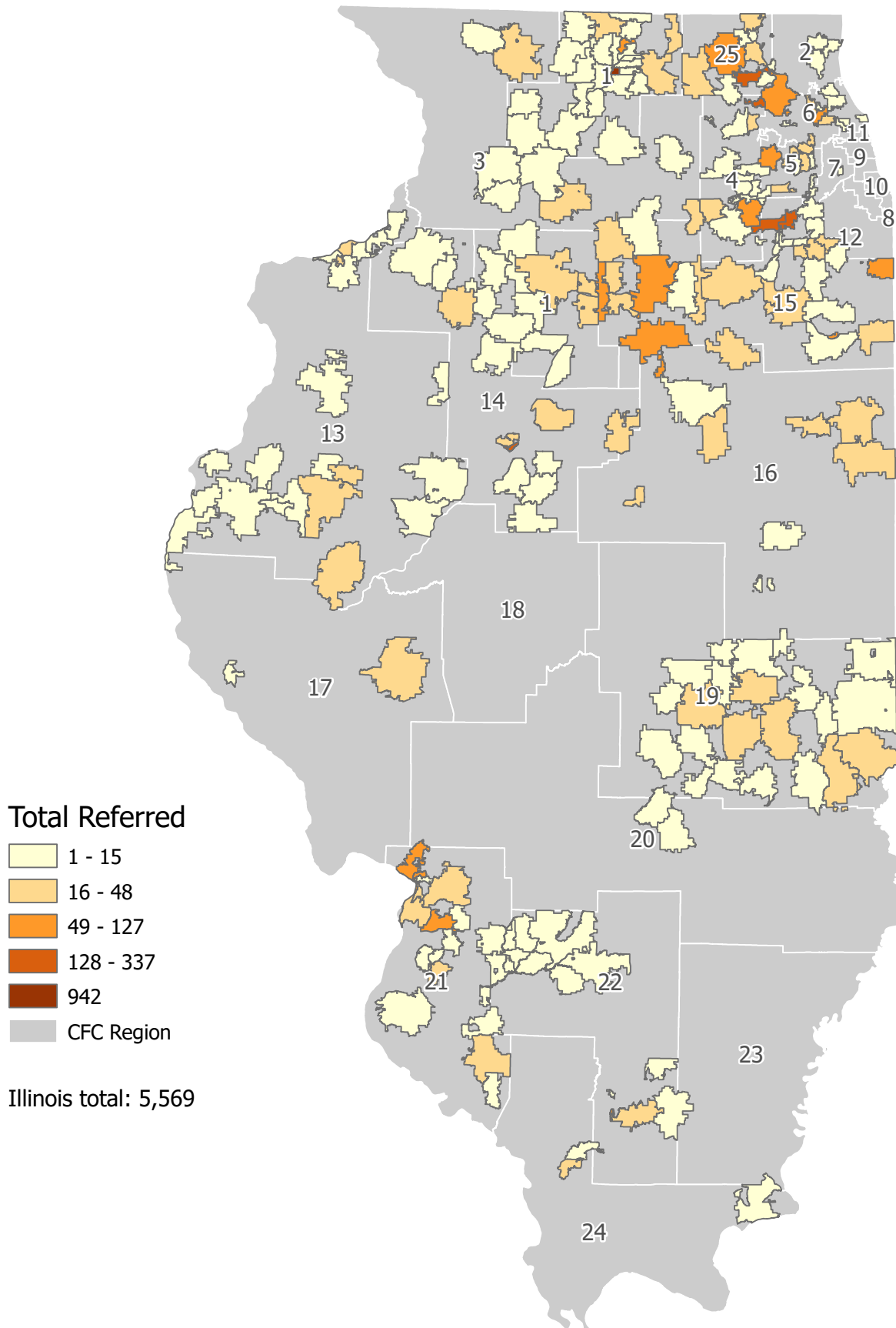
Child Find Screening FY2023, Q1

Total children birth through 5 years old screened, zip code



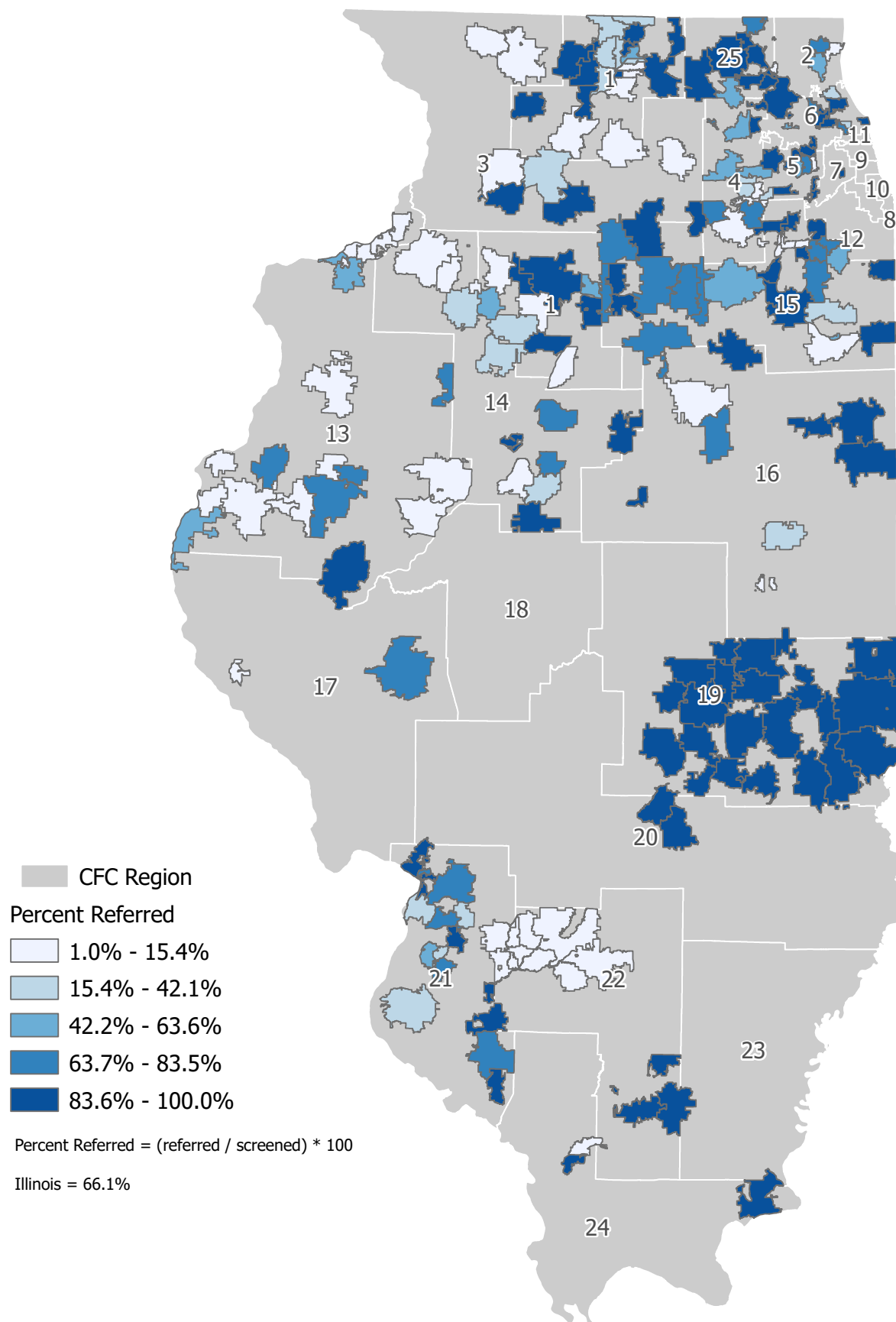
Child Find Screening FY2023, Q1

Total children birth through 5 years old referred, zip code



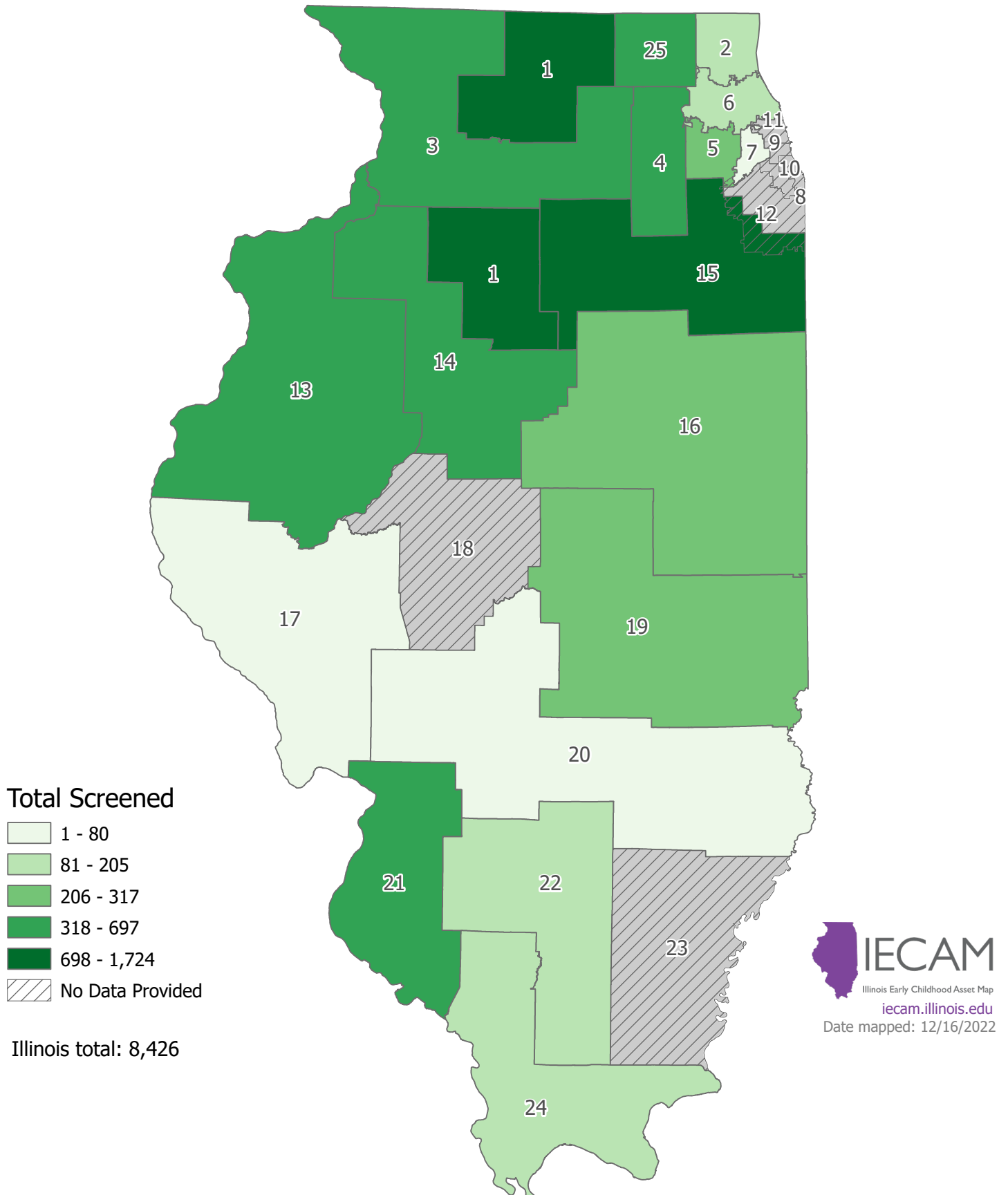
Child Find Screening FY2023, Q1

Percent children referred, zip code



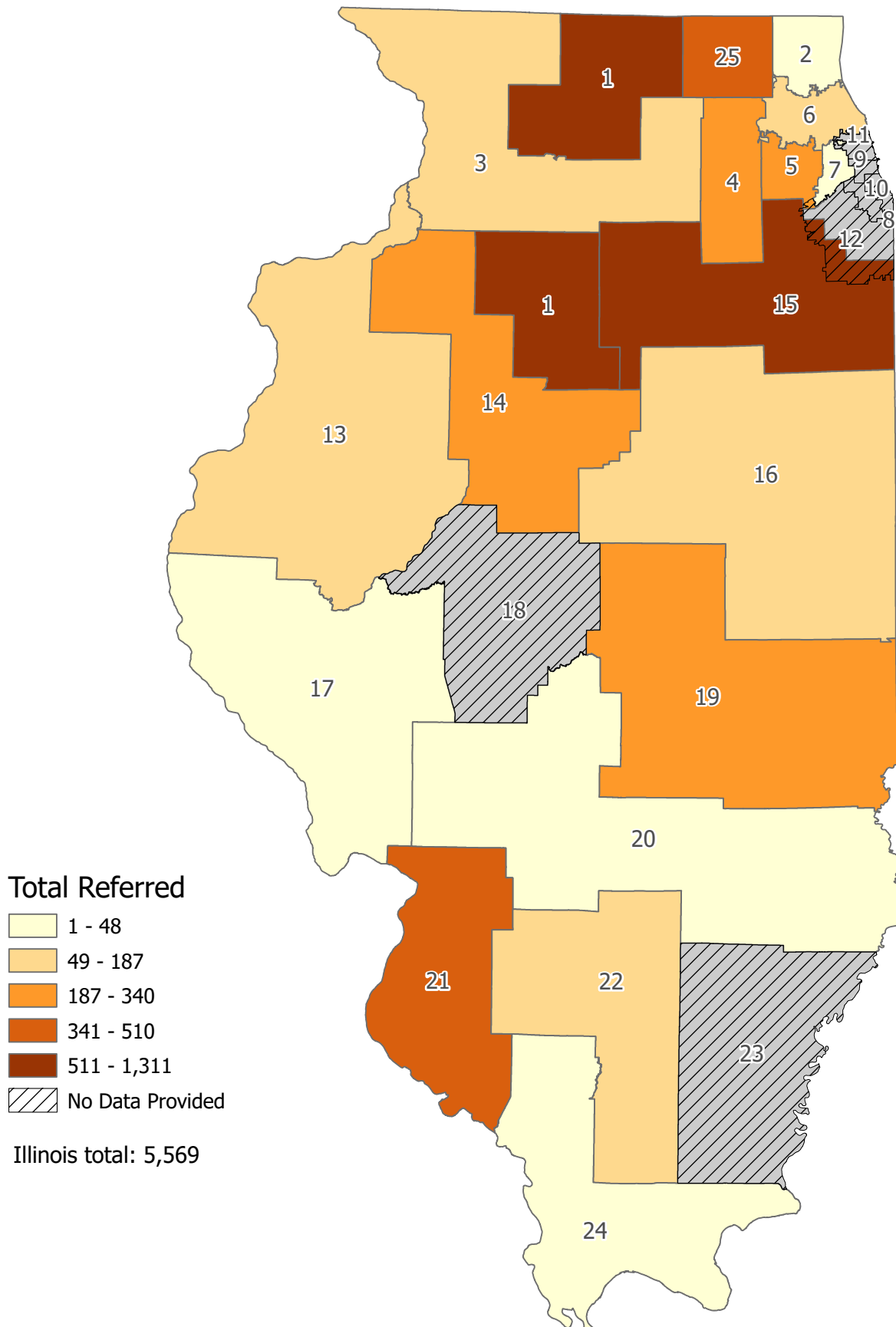
Child Find Screening FY2023, Q1

Total children birth through 5 screened, CFC region



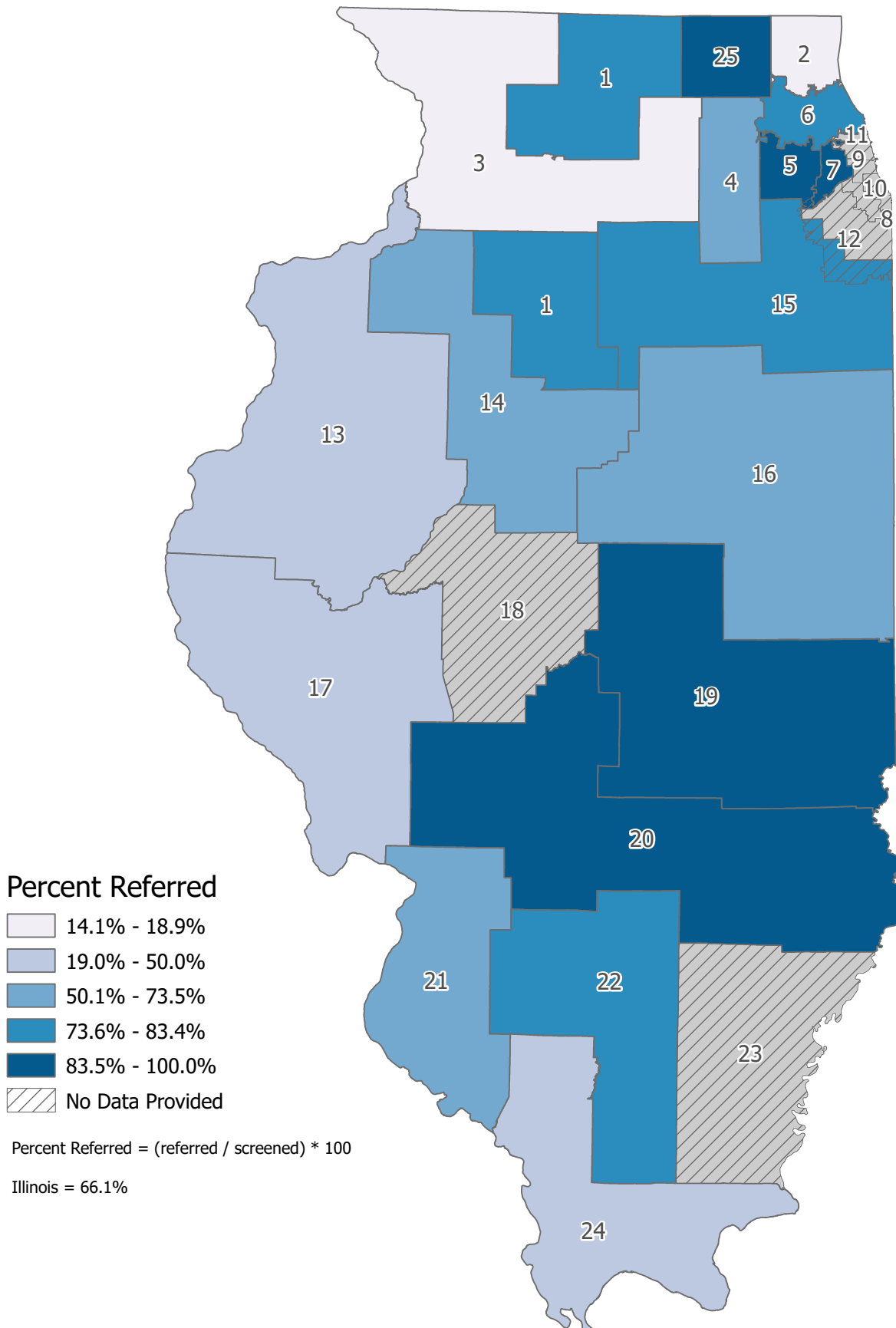
Child Find Screening FY2023, Q1

Total children birth through 5 referred, CFC region



Child Find Screening FY2023, Q1

Percent children referred, CFC region



Screenings Reported by CFC/CPS/DCFS and ZIP / FY2023 Q1

Zip Code	Total Screened	Screenings of Children involved with DCFS											# of Children Ages 0 to 3 Referred to								# of Children Ages 3 to 5 Referred to								Sub-Totals			
		Ages (in Months)						Not Referred	Total Referred	In Intact Family Services	Children of Teen Wards	In Foster Care	PI Child Care Program				Other Multiple Services Rescreening				Child Care Program				Other Services	Multiple Services	Rescreening	Ages 0-35 mos.	Ages 36-61+ mos.			
		0-11	12-23	24-35	36-47	48-60	61+						LEA EI	(ECSE)	EHS	(center-based)	HV	Services	Rescreening	LEA (ECSE)	PFA	HS	Program	HV						Services	Rescreening	
CFC #01 Child & Family Connections, Youth Services Network, Inc., 107 North 3rd Street, Rockford, IL 61107 - Dee Dee Lowery																																
61008	30	0	0	0	20	10	0	2	28	0	0	0	0	0	0	0	0	0	0	0	0	3	0	0	0	0	28	3	0	0	30	
61010	3	0	0	0	3	0	0	0	3	0	0	0	0	0	0	0	0	0	0	0	0	1	2	0	0	0	0	0	0	0	3	
61012	19	0	0	1	9	9	0	0	19	0	0	0	0	0	0	0	0	0	0	0	1	4	14	0	0	0	0	0	0	1	18	
61016	0	0	0	0	0	0	0	0	0	0	0	0	0	0	0	0	0	0	0	0	0	0	0	0	0	0	0	0	0	0	0	
61024	0	0	0	0	0	0	0	0	0	0	0	0	0	0	0	0	0	0	0	0	0	0	0	0	0	0	0	0	0	0	0	
61030	5	0	0	0	3	2	0	0	5	0	0	0	0	0	0	0	0	0	0	0	0	2	0	3	0	0	0	0	0	0	5	
61061	1	0	0	0	0	1	0	1	0	0	0	0	0	0	0	0	0	0	0	0	0	0	0	0	0	0	0	0	0	0	1	
61063	3	0	0	1	2	0	0	0	3	0	0	0	0	0	0	0	0	0	0	0	1	0	0	0	0	0	1	0	1	1	2	
61064	0	0	0	0	0	0	0	0	0	0	0	0	0	0	0	0	0	0	0	0	0	0	0	0	0	0	0	0	0	0	0	
61068	98	0	0	0	65	33	0	83	15	0	0	0	0	0	0	0	0	0	0	0	15	0	0	0	0	0	0	0	0	0	98	
61072	74	0	0	9	14	16	35	44	30	0	0	0	0	4	0	0	0	0	0	1	1	11	18	0	0	0	0	7	4	9	65	
61073	3	0	0	0	2	1	0	0	3	0	0	0	0	0	0	0	0	0	0	0	2	0	0	0	0	0	0	0	1	0	3	
61079	0	0	0	0	0	0	0	0	0	0	0	0	0	0	0	0	0	0	0	0	0	0	0	0	0	0	0	0	0	0	0	
61080	19	0	2	1	0	1	15	12	7	0	0	0	0	0	0	0	0	0	0	1	3	0	0	0	0	0	0	0	3	3	16	
61084	0	0	0	0	0	0	0	0	0	0	0	0	0	0	0	0	0	0	0	0	0	0	0	0	0	0	0	0	0	0	0	
61088	16	0	0	0	9	7	0	1	15	0	0	0	0	0	0	0	0	0	0	0	15	0	0	0	0	0	0	0	0	0	16	
61101	53	11	16	22	4	0	0	43	10	1	0	0	1	0	0	0	0	0	0	8	0	0	0	0	0	0	0	1	49	4		
61102	22	2	8	10	1	1	0	15	7	0	0	0	2	0	0	0	0	0	0	4	0	0	0	0	0	0	0	1	20	2		
61103	31	6	10	12	3	0	0	23	8	0	0	0	5	0	0	0	0	0	0	1	0	0	0	0	0	0	0	2	28	3		
61104	983	11	22	20	555	369	6	41	942	13	0	11	3	0	0	0	0	0	0	10	24	929	210	0	0	0	660	507	53	930		
61107	16	5	6	5	0	0	0	14	2	0	0	0	1	0	0	0	0	0	0	1	0	0	0	0	0	0	0	0	16	0		
61108	67	22	9	34	1	1	0	59	8	0	0	1	4	0	0	0	0	2	0	0	2	0	0	0	0	0	0	0	65	2		
61109	26	8	7	11	0	0	0	22	4	2	0	0	0	0	0	0	0	0	0	4	0	0	0	0	0	0	0	0	26	0		
61111	22	3	1	6	5	7	0	9	13	0	0	0	0	0	0	0	0	0	0	8	1	0	0	0	0	0	0	4	10	12		
61112	0	0	0	0	0	0	0	0	0	0	0	0	0	0	0	0	0	0	0	0	0	0	0	0	0	0	0	0	0	0		
61114	8	1	1	6	0	0	0	6	2	0	0	0	2	0	0	0	0	0	0	0	0	0	0	0	0	0	0	0	8	0		
61115	121	2	6	7	68	38	0	9	112	0	0	2	1	0	0	10	0	0	0	0	24	70	0	0	0	0	0	7	15	106		
61310	0	0	0	0	0	0	0	0	0	0	0	0	0	0	0	0	0	0	0	0	0	0	0	0	0	0	0	0	0	0		
61326	28	0	0	1	19	8	0	3	25	0	0	0	0	0	0	0	0	0	0	0	1	19	0	0	0	2	0	3	1	27		
61345	6	0	0	0	4	1	1	3	3	0	0	0	0	0	0	0	0	0	0	0	0	0	0	0	0	0	0	3	0	6		
61356	23	1	8	6	5	3	0	0	23	1	0	1	0	0	0	0	11	4	0	0	0	8	0	0	0	0	0	0	15	8		
61362	34	0	0	0	16	18	0	17	17	2	0	0	0	0	0	0	0	0	0	0	1	16	0	0	0	0	0	0	0	34		
61376	0	0	0	0	0	0	0	0	0	0	0	0	0	0	0	0	0	0	0	0	0	0	0	0	0	0	0	0	0	0		

Screenings Reported by CFC/CPS/DCFS and ZIP / FY2023 Q1

Zip Code	Total Screened	Ages (in Months)							Not Referred	Total Referred	Screenings of Children involved with DCFS			# of Children Ages 0 to 3 Referred to										# of Children Ages 3 to 5 Referred to								Sub-Totals	
											In Intact Family Services	Children of Teen Wards	In Foster Care	LEA EI	LEA (ECSE)	PI (center-based)	Child Care Program	HV	Other Services	Multiple Services	Rescreening	LEA (ECSE)	PFA	HS	Child Care Program	HV	Other Services	Multiple Services	Rescreening	Ages 0-35 mos.	Ages 36-61+ mos.		
		0-11	12-23	24-35	36-47	48-60	61+																										
61379	4	0	0	0	1	3	0	0	4	3	0	0	0	0	0	0	0	0	0	0	0	0	0	0	0	0	0	0	0	4			
61537	3	0	0	0	3	0	0	0	3	0	0	0	0	0	0	0	0	0	0	0	0	0	0	0	0	0	0	0	0	3			
61540	6	0	0	0	4	2	0	6	0	0	0	0	0	0	0	0	0	0	0	0	0	0	0	0	0	0	0	0	0	6			
TOTAL	1724	72	96	152	816	531	57	413	1311	22	0	15	19	4	0	10	0	13	4	1	42	105	1085	210	3	0	31	670	537	320	1404		

CFC #02 Child & Family Connections, Lake County Health Department, 3010 Grand Ave, 2nd Floor, Waukegan, IL 60085 - Donna Musser

60015	10	0	0	0	5	5	0	7	3	0	0	0	0	0	0	0	0	0	0	0	0	3	0	0	0	0	0	0	0	0	0	10
60031	14	0	0	0	9	5	0	3	11	0	0	1	0	0	0	0	0	0	0	0	1	8	0	3	0	0	0	2	0	14		
60048	10	0	0	1	4	5	0	4	6	0	0	0	0	0	0	0	0	0	0	0	0	0	0	0	0	6	0	0	1	9		
60085	122	39	41	42	0	0	0	113	9	3	0	5	9	1	2	0	0	0	0	0	0	0	0	0	0	0	0	0	0	122	0	
TOTAL	156	39	41	43	18	15	0	127	29	3	0	6	9	1	2	0	0	0	0	0	0	4	8	0	3	0	6	0	2	123	33	

CFC #03 Child & Family Connections, Regional Office of Education for Carroll, Jo Daviess, & Stephenson Co., 27 S State Ave, Ste 101, Freeport, IL 61032 - Angela Hodges

60115	60	6	6	10	10	22	6	59	1	2	0	0	0	0	0	0	0	0	0	0	0	0	0	0	0	0	0	0	1	22	38
60548	28	0	0	5	13	10	0	3	25	0	0	0	0	0	0	0	0	0	0	0	0	25	0	0	0	0	0	0	0	5	23
61021	4	0	0	0	4	0	0	3	1	0	0	0	0	0	0	0	0	0	0	0	1	2	0	0	0	1	0	0	0	4	
61032	482	388	71	14	7	2	0	453	29	0	0	0	4	0	0	0	0	0	0	0	25	0	0	0	0	0	0	0	473	9	
61048	3	1	1	0	1	0	0	3	0	0	0	0	0	0	0	0	0	0	0	0	0	0	0	0	0	0	0	0	2	1	
61071	8	0	0	1	5	2	0	0	8	0	0	0	0	1	0	0	0	0	0	0	0	7	0	0	0	0	0	0	1	7	
61081	26	5	14	7	0	0	0	26	0	0	0	3	0	0	0	0	0	0	0	0	0	0	0	0	0	0	0	0	26	0	
61310	27	0	0	10	12	5	0	1	26	0	0	0	0	0	0	0	0	0	0	0	0	25	0	0	0	2	0	0	10	17	
TOTAL	638	400	92	47	52	41	6	548	90	2	0	3	4	1	0	0	0	0	0	0	25	1	59	0	0	0	3	0	1	539	99

CFC #04 Child & Family Connections, DayOne PACT, 1551 E Fabyan Pkwy, Geneva, IL 60134 - Ellana Mavromatis

60109	12	0	0	0	7	5	0	3	9	0	0	0	0	0	0	0	0	0	0	0	9	0	0	0	0	0	0	0	0	12
60110	197	0	0	0	81	116	0	17	180	0	0	0	0	0	0	0	0	0	0	0	17	155	0	0	0	8	0	0	0	197
60119	14	0	0	1	5	8	0	7	7	0	0	0	0	1	0	0	0	0	0	0	6	0	0	0	0	0	0	0	1	13
60123	26	0	0	0	14	12	0	0	26	0	0	0	0	0	0	0	0	0	0	0	1	25	0	0	0	0	0	0	0	26
60124	5	0	0	0	2	3	0	2	3	1	0	0	0	0	0	0	0	0	0	0	3	0	0	0	0	0	0	2	0	5
60503	2	1	0	1	0	0	0	2	0	0	0	0	0	0	0	0	0	0	0	0	0	0	0	0	0	0	0	0	2	0
60504	3	2	1	0	0	0	0	2	1	0	0	0	1	0	0	0	0	0	0	0	0	0	0	0	0	0	0	0	3	0
60505	42	8	11	22	1	0	0	37	5	1	0	0	2	0	0	0	0	3	0	0	0	0	0	0	0	0	0	0	41	1

Screenings Reported by CFC/CPS/DCFS and ZIP / FY2023 Q1

Zip Code	Total Screened	Ages (in Months)								Not Referred	Total Referred	Screenings of Children involved with DCFS			# of Children Ages 0 to 3 Referred to										# of Children Ages 3 to 5 Referred to								Sub-Totals	
		0-11	12-23	24-35	36-47	48-60	61+	In Intact Family Services	Children of Teen Wards			In Foster Care	EI	LEA (ECSE)	EHS	PI (center-based)	Child Care Program	HV	Other Services	Multiple Services	Rescreening	LEA (ECSE)	PFA	HS	Child Care Program	HV	Other Services	Multiple Services	Rescreening	Ages 0-35 mos.	Ages 36-61+ mos.			
60506	27	13	6	8	0	0	0	22	5	0	0	0	5	0	0	0	0	0	0	0	0	0	0	0	0	0	0	0	27	0				
60510	22	0	0	4	8	10	0	8	14	0	0	1	1	0	0	0	0	0	0	0	1	10	0	0	0	0	0	2	4	18				
60538	3	0	2	1	0	0	0	3	0	0	0	0	0	0	0	0	0	0	0	0	0	0	0	0	0	0	0	3	0					
60542	6	4	1	1	0	0	0	4	2	0	0	0	2	0	0	0	0	0	0	0	0	0	0	0	0	0	0	6	0					
60543	85	0	0	0	54	31	0	0	58	0	0	0	0	0	0	0	0	0	0	0	8	70	0	0	0	0	36	5	0	85				
60545	25	3	0	1	9	12	0	6	19	0	0	0	0	0	0	0	0	0	0	0	1	16	0	0	0	0	0	2	4	21				
60560	3	1	0	2	0	0	0	3	0	0	0	0	0	0	0	0	0	0	0	0	0	0	0	0	0	0	0	3	0					
TOTAL	472	32	21	41	181	197	0	116	329	2	0	1	11	1	0	0	0	3	0	0	1	55	266	0	0	0	8	36	11	94	378			

CFC #05 Child & Family Connections, DayOne PACT, 550 Warrenville Rd, Ste 100B, Lisle, IL 60532 - Marianne McGuire

60101	39	0	0	2	20	17	0	1	38	0	0	0	0	1	0	0	0	0	0	0	1	36	0	0	0	0	0	0	2	37	
60137	8	0	0	1	2	5	0	3	5	0	0	0	0	1	0	0	0	0	0	0	3	0	0	0	0	0	0	1	1	7	
60139	17	0	0	2	5	10	0	0	17	0	0	0	0	2	0	0	0	0	0	0	3	12	0	0	0	0	0	0	2	15	
60148	44	0	0	7	21	13	3	9	35	0	0	0	0	0	0	0	0	0	0	10	25	0	0	0	0	0	0	7	37		
60181	19	0	0	4	7	8	0	18	1	0	0	0	0	0	0	0	0	0	0	1	0	0	0	0	0	0	0	4	15		
60185	77	0	0	6	37	34	0	0	77	0	0	0	0	6	0	0	0	0	6	6	0	71	0	0	0	0	0	0	6	71	
60187	22	0	0	2	11	9	0	1	21	0	0	0	1	1	0	0	0	0	0	0	15	0	0	0	0	3	0	1	2	20	
60191	27	0	0	0	16	11	0	1	26	0	0	0	0	0	0	0	0	0	0	0	25	0	0	0	0	0	0	1	0	27	
60439	0	0	0	0	0	0	0	0	0	0	0	0	0	0	0	0	0	0	0	0	0	0	0	0	0	0	0	0	0	0	
60540	37	8	13	14	2	0	0	3	34	0	0	0	10	0	0	0	1	18	2	2	5	0	0	0	0	0	0	0	35	2	
60559	15	0	0	0	10	5	0	0	15	0	0	0	0	0	0	0	0	0	0	1	0	0	0	0	14	0	0	0	15		
60561	12	0	0	3	6	3	0	0	12	0	0	1	0	3	0	0	0	0	0	0	8	0	1	0	0	0	0	3	9		
TOTAL	317	8	13	41	137	115	3	36	281	0	0	1	11	14	0	0	1	18	8	8	5	34	177	0	1	0	17	0	3	62	255

CFC #06 Child & Family Connections, Clearbrook, 1835 W Central Rd, Arlington Heights, IL 60005 - Jason Tietz

60004	23	0	0	11	6	4	0	6	17	0	0	0	2	8	0	0	0	0	0	0	7	0	0	0	0	0	0	0	11	10
60016	27	0	0	4	17	6	0	3	24	0	0	0	0	0	0	0	0	2	1	0	3	18	0	0	0	0	0	0	4	23
60053	11	0	0	0	6	5	0	7	4	0	0	0	0	0	0	0	0	0	0	4	0	0	0	0	2	0	0	0	11	
60056	91	0	0	0	47	44	0	3	88	0	0	0	0	0	0	0	0	0	0	30	46	0	0	0	6	0	0	0	91	
60062	2	0	0	1	1	0	0	0	2	0	0	0	1	0	0	0	0	0	0	1	0	0	0	0	0	0	0	1	1	
60070	6	0	0	0	2	4	0	0	6	0	0	0	0	0	0	0	0	0	0	0	6	0	0	0	0	0	0	0	6	
60194	22	0	0	0	15	6	0	9	13	0	0	0	0	0	0	0	1	0	0	0	0	11	0	0	0	2	1	0	0	21

Screenings Reported by CFC/CPS/DCFS and ZIP / FY2023 Q1

Zip Code	Total Screened	Ages (in Months)						Not Referred	Total Referred	Screenings of Children involved with DCFS			# of Children Ages 0 to 3 Referred to								# of Children Ages 3 to 5 Referred to								Sub-Totals		
										In Intact Family Services	Children of Teen Wards	In Foster Care	LEA EI	LEA (ECSE)	EHS	PI (center-based)	Child Care Program	HV	Other Services	Multiple Services	Rescreening	LEA (ECSE)	PFA	HS	Child Care Program	HV	Other Services	Multiple Services	Rescreening	Ages 0-35 mos.	Ages 36-61+ mos.
		0-11	12-23	24-35	36-47	48-60	61+			6	0	0	5	14	0	0	0	1	2	1	0	53	81	0	0	0	10	1	1	24	178
60201	8	0	2	2	2	1	1	1	7	6	0	0	2	2	0	0	0	0	0	0	2	0	0	0	0	0	0	1	4	4	
60714	15	0	0	4	7	3	1	5	10	0	0	0	0	4	0	0	0	0	0	0	6	0	0	0	0	0	0	4	11		
TOTAL	205	0	2	22	103	73	2	34	171	6	0	0	5	14	0	0	0	1	2	1	0	53	81	0	0	0	10	1	1	24	178
CFC #07	Child & Family Connections, Suburban Access, Inc, One Westbrook Corporate Ctr, Ste 640, Westchester, IL 60154 - Jo Ann Alferink																														
60546	1	0	0	0	0	1	0	0	1	0	0	0	0	0	0	0	0	0	0	0	1	0	0	0	0	0	0	0	0	1	
TOTAL	1	0	0	0	0	1	0	0	1	0	0	0	0	0	0	0	0	0	0	0	1	0	0	0	0	0	0	0	0	1	
CFC #13	Child & Family Connections, Regional Office of Education #26, 130 S Lafayette St, Ste 200, Macomb, IL 61455 - Chuck Farr																														
61201	334	216	107	6	0	0	0	305	29	0	0	0	22	0	0	0	0	0	6	0	1	0	0	0	0	0	0	0	329	0	
61244	1	0	1	0	0	0	0	1	0	0	0	0	0	0	0	0	0	0	0	0	0	0	0	0	0	0	0	1	0		
61264	2	0	1	1	0	0	0	1	1	0	0	0	0	0	0	0	0	1	0	0	0	0	0	0	0	0	0	2	0		
61265	9	2	4	3	0	0	0	8	1	0	0	0	0	0	0	0	0	1	0	0	0	0	0	0	0	0	0	9	0		
61275	2	1	1	0	0	0	0	2	0	0	0	0	0	0	0	0	0	0	0	0	0	0	0	0	0	0	0	2	0		
61422	26	2	3	2	13	6	0	6	20	1	0	0	0	0	0	0	0	0	0	0	2	18	0	0	0	0	0	0	7	19	
61438	2	1	1	0	0	0	0	2	0	0	0	0	0	0	0	0	0	0	0	0	0	0	0	0	0	0	0	2	0		
61450	3	2	0	1	0	0	0	1	2	0	0	3	2	0	0	0	0	0	0	0	0	0	0	0	0	0	0	3	0		
61455	18	4	5	11	29	15	0	18	46	3	0	4	1	0	0	0	0	0	0	0	0	40	0	0	0	0	0	5	2	20	44
61462	213	2	5	1	94	110	1	203	10	0	0	4	3	0	0	0	0	0	0	0	18	0	0	0	0	0	0	5	8	205	
61489	4	0	0	0	2	0	2	1	3	4	0	0	0	0	0	0	0	0	0	0	3	0	0	0	0	0	0	0	0	4	
61520	1	0	1	0	0	0	0	1	0	0	0	0	0	0	0	0	0	0	0	0	0	0	0	0	0	0	0	1	0		
61542	2	1	1	0	0	0	0	2	0	0	0	0	0	0	0	0	0	0	0	0	0	0	0	0	0	0	0	2	0		
62321	2	0	0	2	0	0	0	2	0	0	0	0	0	0	0	0	0	0	0	0	0	0	0	0	0	0	0	2	0		
62326	1	0	1	0	0	0	0	1	0	0	0	0	0	0	0	0	0	0	0	0	0	0	0	0	0	0	0	1	0		
62341	7	0	1	2	4	0	0	7	0	2	0	2	0	0	0	0	0	0	0	0	0	0	0	0	0	0	0	3	4		
62358	2	0	0	2	0	0	0	2	0	0	0	0	0	0	0	0	0	0	0	0	0	0	0	0	0	0	0	2	0		
62374	1	1	0	0	0	0	0	1	0	0	0	0	0	0	0	0	0	0	0	0	0	0	0	0	0	0	0	1	0		
62379	2	0	0	0	2	0	0	1	1	1	0	1	0	0	0	0	0	0	0	0	0	1	0	0	0	0	0	0	0	2	
62681	19	0	0	0	18	1	0	0	19	0	0	0	0	0	0	0	0	0	0	0	1	18	0	0	0	0	0	0	0	19	
TOTAL	651	232	132	31	162	132	3	565	132	11	0	14	28	0	0	0	0	0	8	0	19	6	77	0	0	0	0	5	7	395	297

Screenings Reported by CFC/CPS/DCFS and ZIP / FY2023 Q1

Zip Code	Total Screened	Ages (in Months)						Not Referred	Total Referred	Screenings of Children involved with DCFS			# of Children Ages 0 to 3 Referred to								# of Children Ages 3 to 5 Referred to								Sub-Totals		
										In Intact Family Services	Children of Teen Wards	In Foster Care	LEA EI	LEA (ECSE)	EHS	PI (center-based)	Child Care Program	HV	Other Services	Multiple Services	Rescreening	LEA (ECSE)	PFA	HS	Child Care Program	HV	Other Services	Multiple Services	Rescreening	Ages 0-35 mos.	Ages 36-61+ mos.
		0-11	12-23	24-35	36-47	48-60	61+																								
CFC #14	Child & Family Connections, 3000 W Rohmann Ave., West Peoria, IL 61604 - Michelle Harr																														
61235	1	0	1	0	0	0	0	1	0	0	0	0	0	0	0	0	0	0	0	0	0	0	0	0	0	0	0	0	1	0	
61254	4	2	0	2	0	0	0	4	0	0	0	0	0	0	0	0	0	0	0	0	0	0	0	0	0	0	0	0	4	0	
61258	1	1	0	0	0	0	0	1	0	0	0	0	0	0	0	0	0	0	0	0	0	0	0	0	0	0	0	0	1	0	
61345	1	1	0	0	0	0	0	1	0	0	0	0	0	0	0	0	0	0	0	0	0	0	0	0	0	0	0	0	1	0	
61361	1	0	0	1	0	0	0	1	0	0	0	0	0	0	0	0	0	0	0	0	0	0	0	0	0	0	0	0	1	0	
61368	1	0	1	0	0	0	0	1	0	0	0	0	0	0	0	0	0	0	0	0	0	0	0	0	0	0	0	0	1	0	
61421	3	1	1	1	0	0	0	2	1	0	0	0	1	0	0	0	0	0	0	0	0	0	0	0	0	0	0	0	3	0	
61443	98	5	6	10	41	35	1	71	27	0	0	0	0	0	0	0	0	0	0	0	0	0	0	0	13	0	14	21	77		
61491	34	0	0	0	14	20	0	25	9	0	0	0	0	0	0	0	0	0	0	0	0	0	0	0	4	0	5	0	34		
61548	29	0	0	0	17	11	1	5	24	0	0	0	0	0	0	0	0	0	0	3	20	0	0	0	1	0	0	0	29		
61550	4	1	0	1	0	2	0	1	3	0	0	0	2	0	0	0	0	0	0	0	0	0	0	0	1	0	0	2	2		
61554	23	7	7	7	2	0	0	21	2	3	0	0	2	0	0	0	0	0	0	0	0	0	0	0	0	0	0	21	2		
61564	14	0	0	1	8	5	0	13	1	0	0	0	0	0	0	0	0	0	0	1	0	0	0	0	0	0	0	1	13		
61568	5	0	0	2	1	2	0	3	2	0	0	1	0	0	0	0	0	2	0	0	0	0	0	0	0	0	0	2	3		
61604	48	0	0	1	26	21	0	0	48	47	0	1	0	0	0	0	0	1	0	0	15	31	0	0	0	5	5	1	1	47	
61605	196	0	0	22	105	68	1	3	193	9	0	12	0	3	0	15	0	0	0	0	4	23	134	0	0	0	2	0	12	22	174
61734	1	0	0	0	0	1	0	0	1	0	0	0	0	0	0	0	0	0	0	0	1	0	0	0	0	0	0	0	0	1	
61738	29	0	0	3	20	6	0	0	29	1	0	1	0	0	0	0	0	0	0	3	2	21	0	3	0	0	0	0	3	26	
TOTAL	493	18	16	51	234	171	3	153	340	60	0	15	5	3	0	15	0	0	3	0	7	44	207	0	3	0	26	5	32	85	408

CFC #15	Child & Family Connections, Services of Will, Grundy, & Kankakee Counties, Inc., 2300 Glenwood Ave, Joliet, IL 60435 - Rachel Cimino																													
60408	17	0	0	1	11	5	0	0	17	1	0	0	0	0	0	0	0	0	0	0	4	10	0	0	0	0	0	3	1	16
60410	15	0	0	2	7	6	0	0	15	0	0	0	0	0	0	0	0	0	0	5	10	0	0	0	0	0	0	2	13	
60417	94	0	0	0	57	37	0	0	94	0	0	0	0	0	0	0	0	0	0	10	72	0	0	0	0	0	12	0	94	
60423	11	0	0	0	11	0	0	6	5	1	0	0	0	0	0	0	0	0	0	0	4	0	0	0	1	0	0	0	11	
60431	14	1	6	7	0	0	0	12	2	0	0	0	2	0	0	0	0	0	0	0	0	0	0	0	0	0	0	14	0	
60432	99	6	16	17	28	26	6	87	12	0	0	8	1	0	0	0	0	0	0	11	0	0	0	0	0	0	0	39	60	
60433	18	0	0	3	11	4	0	0	18	1	0	0	0	1	0	0	0	0	0	2	13	0	0	0	0	0	2	3	15	
60435	66	21	21	24	0	0	0	63	3	0	0	0	3	0	0	0	0	0	0	0	0	0	0	0	0	0	0	66	0	
60442	17	0	0	0	11	6	0	3	14	0	0	0	0	0	0	0	0	0	0	2	11	0	0	0	1	0	0	0	17	
60446	337	0	0	0	173	164	0	0	337	0	0	0	0	0	0	0	0	0	0	33	216	0	0	0	0	0	88	0	337	
60448	36	0	0	4	20	12	0	9	27	0	0	0	0	0	0	0	0	0	0	0	9	0	0	0	1	0	17	4	32	

Screenings Reported by CFC/CPS/DCFS and ZIP / FY2023 Q1

Zip Code	Total Screened	Screenings of Children involved with DCFS																												Sub-Totals						
		Ages (in Months)						Not Referred	Total Referred	In Intact Family Services			Children of Teen Wards			In Foster Care	# of Children Ages 0 to 3 Referred to										# of Children Ages 3 to 5 Referred to									
		0-11	12-23	24-35	36-47	48-60	61+			EI	LEA (ECSE)	EHS	PI (center-based)	Child Care Program	HV		Other Services	Multiple Services	Rescreening	LEA (ECSE)	PFA	HS	Child Care Program	HV	Other Services	Multiple Services	Rescreening	Ages 0-35 mos.	Ages 36-61+ mos.							
60450	66	8	5	3	30	20	0	33	33	0	0	0	1	0	0	0	0	0	0	0	0	0	0	0	0	0	2	30	0	0	0	0	0	0	16	50
60451	23	0	0	1	11	11	0	6	17	0	0	0	0	0	0	0	0	0	0	0	0	0	0	0	0	0	11	0	0	3	0	0	0	3	1	22
60481	18	0	0	3	11	4	0	0	18	0	0	0	0	0	0	0	0	0	0	0	0	0	0	0	0	0	11	7	0	0	0	0	0	0	3	15
60491	4	0	0	0	2	2	0	0	4	0	0	0	0	0	0	0	0	0	0	0	0	0	0	0	0	0	4	0	0	0	0	0	0	0	0	4
60518	10	0	0	0	5	5	0	0	10	0	0	0	0	0	0	0	0	0	0	0	0	0	0	0	0	0	0	9	0	0	0	1	0	0	0	10
60544	216	0	0	44	101	71	0	21	195	0	0	0	0	0	0	0	0	0	0	0	0	0	0	0	0	0	93	102	0	0	0	0	0	0	44	172
60901	1	1	0	0	0	0	0	1	0	0	0	0	0	0	0	0	0	0	0	0	0	0	0	0	0	0	0	0	0	0	0	0	0	1	0	
60915	108	18	14	20	38	18	0	51	57	0	0	0	0	0	0	0	0	0	0	0	0	0	0	0	0	0	3	54	0	0	0	0	0	0	52	56
60950	19	0	0	0	14	5	0	11	8	0	0	0	0	0	0	0	0	0	0	0	0	0	0	0	0	0	0	8	0	0	0	0	0	0	0	19
60954	30	0	0	2	17	11	0	0	30	0	0	0	0	0	0	0	0	0	0	0	0	0	0	0	0	0	0	28	0	0	0	2	0	0	2	28
61301	32	0	0	0	19	13	0	0	32	0	0	0	0	0	0	0	0	0	0	0	0	0	0	0	0	0	6	24	0	0	0	0	0	2	0	32
61326	15	0	0	1	9	5	0	1	14	0	0	0	0	0	0	0	0	0	0	0	0	0	0	0	0	0	1	11	0	0	0	0	0	2	1	14
61341	16	0	1	4	8	3	0	5	11	0	0	0	0	0	0	0	0	0	0	0	0	0	0	0	0	0	3	5	0	0	0	2	0	1	5	11
61342	53	0	0	2	26	25	0	11	42	0	0	0	0	0	0	0	0	0	0	0	0	0	0	0	0	0	8	26	0	0	0	3	0	5	2	51
61348	30	0	0	0	17	13	0	0	30	0	0	0	0	0	0	0	0	0	0	0	0	0	0	0	0	0	4	22	0	0	0	2	0	2	0	30
61350	73	0	0	3	38	32	0	12	61	0	0	0	0	0	0	0	0	0	0	0	0	0	0	0	0	0	8	30	0	14	0	7	0	2	3	70
61354	81	0	0	2	44	35	0	17	64	0	0	0	0	0	0	0	0	0	0	0	0	0	0	0	0	0	8	43	0	0	0	7	0	6	2	79
61360	24	0	0	1	13	10	0	6	18	0	0	0	0	0	0	0	0	0	0	0	0	0	0	0	0	0	1	11	0	0	0	3	0	3	1	23
61364	103	0	0	2	53	48	0	32	71	0	0	0	0	0	0	0	0	0	0	0	0	0	0	0	0	0	9	36	0	2	0	11	0	13	2	101
TOTAL	1646	55	63	146	785	591	6	387	1259	3	0	8	7	1	0	0	0	0	0	0	0	0	0	0	0	0	239	791	0	19	0	41	0	161	264	1382

CFC #16 Child & Family Connections, 201 W Springfield Ave, Ste 508 & 509, , Champaign, IL 61820 - Chris Johnson

60420	23	0	0	6	8	9	0	1	22	0	0	0	4	0	0	0	0	0	1	1	1	0	17	0	0	0	9	9	0	6	17
60938	22	0	2	3	13	4	0	0	22	0	0	0	0	0	0	0	0	5	0	0	1	0	0	0	0	16	0	0	5	17	
60953	22	0	0	1	12	9	0	0	22	0	0	0	0	0	0	0	0	1	0	0	1	0	0	0	0	20	0	0	1	21	
60970	27	0	0	2	14	11	0	0	27	0	0	0	0	0	0	0	0	2	0	0	1	0	0	0	0	24	0	0	2	25	
61364	9	0	0	1	5	3	0	0	9	0	0	0	0	0	0	0	0	0	0	1	2	6	0	0	0	7	7	0	1	8	
61704	45	0	0	0	27	18	0	0	45	0	0	0	0	0	0	0	0	0	0	0	6	26	0	8	0	0	0	5	0	45	
61738	8	0	0	0	7	1	0	0	8	0	0	0	0	0	0	0	0	0	0	0	1	7	0	0	0	0	0	0	0	8	
61739	37	0	0	5	18	14	0	7	30	0	0	1	1	0	0	0	0	3	0	1	0	24	0	0	0	10	9	2	5	32	
61764	33	27	3	2	0	1	0	33	0	0	0	0	0	0	0	0	0	0	0	0	0	0	0	0	0	0	0	0	32	1	
61801	31	12	14	5	0	0	0	31	0	0	0	0	0	0	0	0	0	0	0	0	0	0	0	0	0	0	0	0	31	0	
61821	7	4	2	1	0	0	0	7	0	0	0	0	0	0	0	0	0	0	0	0	0	0	0	0	0	0	0	0	7	0	

Screenings Reported by CFC/CPS/DCFS and ZIP / FY2023 Q1

Zip Code	Total Screened	Ages (in Months)								Not Referred	Total Referred	Screenings of Children involved with DCFS			# of Children Ages 0 to 3 Referred to										# of Children Ages 3 to 5 Referred to								Sub-Totals	
		0-11	12-23	24-35	36-47	48-60	61+	In Intact Family Services	Children of Teen Wards			In Foster Care	EI	LEA (ECSE)	EHS	PI (center-based)	Child Care Program	HV	Other Services	Multiple Services	Rescreening	LEA (ECSE)	PFA	HS	Child Care Program	HV	Other Services	Multiple Services	Rescreening	Ages 0-35 mos.	Ages 36-61+ mos.			
61866	7	5	1	1	0	0	0	5	2	0	0	0	2	0	0	0	0	0	0	0	0	0	0	0	0	0	0	0	0	7	0			
TOTAL	271	48	22	27	104	70	0	84	187	0	0	1	7	0	0	0	0	0	12	1	3	12	80	0	8	0	86	25	7	97	174			

CFC #17 Child & Family Connections, ROE of Adams/Pike Counties, 510 Maine St, Ste 615, Quincy, IL 62301 - Kara Hoffman

62345	27	1	13	10	3	0	0	27	0	0	0	0	0	0	0	0	0	0	0	0	0	0	0	0	0	0	0	0	24	3		
62650	53	6	9	8	19	11	0	13	40	0	0	0	2	0	0	0	0	5	0	0	0	33	33	0	0	0	0	0	23	30		
TOTAL	80	7	22	18	22	11	0	40	40	0	0	0	2	0	0	0	0	5	0	0	0	33	33	0	0	0	0	0	47	33		

CFC #19 Child & Family Connections, Macon Co. Community Mental Health Board, 132 S Water St, Ste 604, Decatur, IL 62523 - Amy Farmer

61910	16	0	0	4	6	5	1	0	16	0	0	0	1	3	0	0	0	0	0	0	2	10	0	0	0	1	1	0	4	12	
61911	8	0	0	2	1	5	0	0	8	0	0	0	0	0	0	0	0	2	0	0	0	6	0	0	0	0	0	0	2	6	
61913	2	0	0	0	2	0	0	0	2	0	0	0	0	0	0	0	0	0	0	0	0	2	0	0	0	0	0	0	0	2	
61914	6	0	0	1	2	3	0	0	6	0	0	0	0	0	0	0	0	1	0	0	0	5	0	0	0	1	1	0	1	5	
61920	42	0	0	13	18	11	0	0	42	0	0	0	0	3	0	0	0	0	10	2	0	1	28	0	0	0	0	0	0	13	29
61924	5	0	0	0	4	1	0	0	5	0	0	0	0	0	0	0	0	0	0	0	2	3	0	0	0	0	0	0	0	5	
61933	5	0	0	0	2	3	0	0	5	0	0	0	0	0	0	0	0	0	0	0	1	4	0	0	0	0	0	0	0	5	
61937	9	0	0	1	3	5	0	0	9	0	0	0	0	0	0	0	0	0	0	0	1	8	0	0	0	0	0	0	1	8	
61938	45	0	0	13	15	17	0	0	45	0	0	0	0	1	0	0	0	0	11	4	1	6	26	0	0	0	1	1	0	13	32
61943	3	0	0	1	1	1	0	0	3	0	0	0	0	0	0	0	0	1	0	0	0	2	0	0	0	1	1	1	1	2	
61944	13	0	0	2	6	5	0	0	13	0	0	0	0	1	0	0	0	0	1	0	0	11	0	0	0	2	2	0	2	11	
61951	19	0	0	6	7	6	0	0	19	0	0	0	0	3	0	0	0	0	3	1	0	1	11	1	0	0	1	1	0	6	13
61953	1	0	0	1	0	0	0	0	1	0	0	0	0	1	0	0	0	0	0	0	0	0	0	0	0	0	0	0	1	0	
61956	8	0	0	2	1	5	0	0	8	0	0	0	0	1	0	0	0	0	1	0	0	6	0	0	0	0	0	0	2	6	
61957	10	0	0	3	7	0	0	0	10	0	0	0	0	1	0	0	0	0	2	0	0	1	6	0	0	0	0	0	3	7	
62420	10	0	0	1	2	7	0	0	10	0	0	0	0	0	0	0	0	0	0	0	1	8	1	0	0	0	0	0	1	9	
62441	19	0	0	1	5	12	1	0	19	0	0	0	0	0	0	0	0	0	1	1	0	4	14	0	0	0	1	1	0	1	18
62442	16	0	0	0	8	8	0	0	16	0	0	0	0	0	0	0	0	0	0	0	2	14	0	0	0	1	1	0	0	16	
62447	1	0	0	1	0	0	0	0	1	0	0	0	1	0	0	0	0	0	0	0	0	0	0	0	0	0	0	0	1	0	
62463	5	0	0	1	3	1	0	0	5	0	0	0	0	0	0	0	0	0	1	0	0	0	4	0	0	0	0	0	1	4	
62468	6	0	0	1	1	4	0	0	6	0	0	0	0	0	0	0	0	0	0	0	1	5	0	0	0	0	0	0	1	5	

Screenings Reported by CFC/CPS/DCFS and ZIP / FY2023 Q1

Zip Code	Total Screened	Ages (in Months)						Not Referred	Total Referred	Screenings of Children involved with DCFS			# of Children Ages 0 to 3 Referred to										# of Children Ages 3 to 5 Referred to								Sub-Totals	
		0-11	12-23	24-35	36-47	48-60	61+			In Intact Family Services	Children of Teen Wards	In Foster Care	EI	LEA (ECSE)	PI (center-based)	Child Care Program	HV	Other Services	Multiple Services	Rescreening	LEA (ECSE)	PFA	HS	Child Care Program	HV	Other Services	Multiple Services	Rescreening	Ages 0-35 mos.	Ages 36-61+ mos.		
62565	3	0	0	3	0	0	0	0	3	0	0	0	0	3	0	0	0	0	0	0	0	0	0	0	0	0	0	0	3	0		
TOTAL	252	0	0	57	94	99	2	0	252	0	0	0	2	17	0	0	0	0	34	8	1	23	173	2	0	0	9	9	1	57	195	

CFC #20 Child & Family Connections, Community Support Systems, 1901 S 4th St, Ste 209, Effingham, IL 62401 - Rita Wahl

62411	3	0	0	2	0	1	0	0	3	0	0	0	0	0	0	0	0	2	0	0	1	0	0	0	0	0	0	0	2	1
62414	6	0	0	0	4	2	0	0	6	0	0	0	0	0	0	0	0	0	0	0	0	6	0	0	0	0	0	0	0	6
TOTAL	9	0	0	2	4	3	0	0	9	0	0	0	0	0	0	0	0	2	0	0	1	6	0	0	0	0	0	0	2	7

CFC #21 Child & Family Connections, Regional Office of Education #13, 4 Eagle Center, Ste 4, O'Fallon, IL 62269 - Terri Kampwerth

62002	127	4	7	7	60	49	0	0	127	5	0	7	0	0	0	0	18	0	0	0	16	93	0	0	0	0	0	0	18	109
62024	89	7	6	16	37	23	0	16	73	2	0	0	1	0	0	0	6	0	0	0	0	66	0	0	0	0	0	0	29	60
62025	46	0	0	0	29	17	0	15	31	0	0	0	0	0	0	0	0	0	0	0	28	0	0	0	2	4	0	0	46	
62040	48	11	21	15	1	0	0	31	17	6	0	9	2	0	0	0	0	0	0	15	0	0	0	0	0	0	0	47	1	
62048	16	0	0	2	9	4	0	0	16	0	0	0	0	0	0	0	0	0	0	0	13	0	0	0	0	0	3	2	13	
62095	4	0	0	0	1	3	0	0	4	0	0	0	0	0	0	0	0	0	0	0	4	0	0	0	0	0	0	0	4	
62220	33	0	0	2	20	9	2	7	26	0	0	0	0	0	0	0	0	0	0	6	16	0	0	0	0	2	2	2	31	
62223	19	0	0	2	8	9	0	8	11	3	0	1	0	0	0	0	0	0	0	0	11	0	0	0	6	4	0	2	17	
62226	23	9	3	10	1	0	0	18	5	1	0	2	5	0	0	0	0	0	0	0	0	0	0	0	0	0	0	22	1	
62234	107	9	9	10	49	29	1	19	88	3	0	3	3	0	0	0	0	0	0	5	79	0	0	0	0	0	0	28	79	
62257	12	0	0	1	6	5	0	1	11	0	0	0	0	0	0	0	0	0	0	0	11	0	0	0	0	0	0	1	11	
62269	15	0	0	5	7	4	0	0	15	0	0	1	0	5	0	0	0	0	0	2	7	0	0	0	0	0	1	5	11	
62286	43	0	0	2	26	15	0	8	35	0	0	1	0	0	0	0	0	0	0	1	25	1	0	8	1	0	1	2	41	
62288	8	0	0	0	2	6	0	0	8	0	0	0	0	0	0	0	0	0	0	0	0	0	8	0	0	0	0	0	8	
62294	23	1	15	7	0	0	0	15	8	2	0	1	0	0	0	0	5	0	0	3	0	0	0	0	0	0	0	23	0	
62298	48	0	0	3	21	24	0	37	11	0	0	3	0	11	0	0	0	1	0	1	1	0	0	20	8	0	1	3	45	
TOTAL	661	41	61	82	277	197	3	175	486	22	0	28	11	16	0	0	29	1	0	21	36	346	1	28	16	9	11	7	184	477

CFC #22 Child & Family Connections, Regional Office of Education #13, 660 W Noleman St, Centralia, IL 62801 - Nicole Van Hise

62215	1	0	1	0	0	0	0	1	0	0	0	0	0	0	0	0	0	0	0	0	0	0	0	0	0	0	0	1	0
62216	4	2	1	1	0	0	0	4	0	0	0	0	0	0	0	0	0	0	0	0	0	0	0	0	0	0	0	4	0
62218	1	0	1	0	0	0	0	1	0	0	0	0	0	0	0	0	0	0	0	0	0	0	0	0	0	0	0	1	0
62219	2	0	1	1	0	0	0	2	0	0	0	0	0	0	0	0	0	0	0	0	0	0	0	0	0	0	0	2	0

Screenings Reported by CFC/CPS/DCFS and ZIP / FY2023 Q1

Zip Code	Total Screened	Screenings of Children involved with DCFS																												Sub-Totals							
		Ages (in Months)						Not Referred	Total Referred	In Intact Family Services			Children of Teen Wards			In Foster Care	# of Children Ages 0 to 3 Referred to								# of Children Ages 3 to 5 Referred to								Ages 0-35 mos.	Ages 36-61+ mos.			
										0-11	12-23	24-35	36-47	48-60	61+		LEA (ECSE)	PI (center-based)	Child Care Program	Other Services	Multiple Services	Rescreening	LEA (ECSE)	PFA	HS	Child Care Program	HV	Other Services	Multiple Services	Rescreening							
		0-11	12-23	24-35	36-47	48-60	61+	LEA (ECSE)	PI (center-based)	Child Care Program	Other Services	Multiple Services	Rescreening	LEA (ECSE)	PFA	HS	Child Care Program	HV	Other Services	Multiple Services	Rescreening																
62230	12	4	5	2	1	0	0	11	1	0	0	0	1	0	0	0	0	0	0	0	0	0	0	0	0	0	0	0	0	11	1						
62231	3	1	1	1	0	0	0	3	0	0	0	0	0	0	0	0	0	0	0	0	0	0	0	0	0	0	0	0	3	0							
62245	1	0	0	1	0	0	0	1	0	0	0	0	0	0	0	0	0	0	0	0	0	0	0	0	0	0	0	0	1	0							
62265	3	2	1	0	0	0	0	3	0	0	0	0	0	0	0	0	0	0	0	0	0	0	0	0	0	0	0	0	3	0							
62293	1	0	0	0	1	0	0	1	0	0	0	0	0	0	0	0	0	0	0	0	0	0	0	0	0	0	0	0	0	1							
62801	3	0	3	0	0	0	0	3	0	0	0	0	0	0	0	0	0	0	0	0	0	0	0	0	0	0	0	0	3	0							
62803	1	0	1	0	0	0	0	1	0	0	0	0	0	0	0	0	0	0	0	0	0	0	0	0	0	0	0	0	1	0							
62822	10	0	0	1	4	5	0	0	10	0	0	0	0	0	0	0	0	1	0	0	1	8	0	0	0	0	0	0	1	9							
62836	5	0	0	0	3	2	0	0	5	0	0	0	0	0	0	0	0	0	0	0	0	5	0	0	0	0	0	0	0	5							
62896	18	0	0	1	11	6	0	0	18	0	0	0	0	0	0	0	0	1	0	0	0	17	0	0	0	0	0	0	1	17							
62999	60	11	25	24	0	0	0	0	60	0	0	0	0	0	0	0	60	0	0	0	0	0	0	0	0	0	0	0	60	0							
TOTAL	125	20	40	32	20	13	0	31	94	0	0	0	1	0	0	0	0	60	2	0	0	1	30	0	0	0	0	0	92	33							

CFC #24 Child & Family Connections, Archway, Inc., 2751 W Main, PO Box 1180, Carbondale, IL 62901-1180 - Lindsay Baskin

62822	3	0	0	1	2	0	0	0	3	0	0	0	0	0	0	0	0	1	0	0	0	2	0	0	0	0	0	0	0	1	2
62890	4	0	0	0	1	3	0	0	4	0	0	0	0	0	0	0	0	0	0	0	0	4	0	0	0	0	0	0	0	0	4
62896	9	0	0	1	4	4	0	0	9	0	0	0	0	0	0	0	0	1	0	0	0	8	0	0	0	0	0	0	0	1	8
62901	71	17	36	18	0	0	0	71	0	11	0	5	0	0	0	0	0	0	0	0	0	0	0	0	0	0	0	0	0	71	0
62903	18	1	1	0	6	10	0	0	18	0	0	0	0	0	0	0	2	0	2	2	0	16	0	0	0	0	0	0	0	2	16
62931	14	0	0	0	6	8	0	0	14	0	0	0	0	0	0	0	0	0	0	0	2	12	0	0	0	0	0	0	7	0	14
TOTAL	119	18	37	20	19	25	0	71	48	11	0	5	0	0	0	0	0	2	2	2	2	42	0	0	0	0	0	0	7	75	44

CFC #25 Child & Family Connections, Options & Advocacy for McHenry Co., 365 Millennium Dr, Ste A, Crystal Lake, IL 60012 - Susan Beckman

60010	58	0	0	0	26	32	0	0	58	0	0	0	0	0	0	0	0	0	0	0	16	42	0	0	0	0	0	0	0	58
60013	12	0	0	0	6	6	0	0	12	0	0	0	0	0	0	0	0	0	0	9	0	0	0	0	1	0	1	0	12	
60014	257	49	95	94	11	6	0	8	249	0	0	0	236	7	0	0	0	0	0	3	0	0	0	0	0	0	0	238	17	
60042	22	0	8	9	4	1	0	20	2	0	0	0	1	0	0	0	0	0	0	1	0	0	0	0	0	0	0	17	5	
60050	42	0	0	0	24	18	0	0	42	0	0	0	0	0	0	0	0	0	0	6	36	0	0	0	0	0	0	0	42	
60071	22	0	0	0	10	12	0	6	16	0	0	0	0	0	0	0	0	0	0	15	1	0	0	0	8	5	1	0	22	
60072	0	0	0	0	0	0	0	0	0	0	0	0	0	0	0	0	0	0	0	0	0	0	0	0	0	0	0	0	0	
60097	11	0	0	0	8	3	0	0	11	0	0	0	0	0	0	0	0	0	0	2	8	0	0	0	0	0	1	0	11	
60098	62	0	0	0	53	45	0	8	90	0	0	0	0	0	0	0	0	0	0	0	90	0	0	0	0	16	0	0	98	

Screenings Reported by CFC/CPS/DCFS and ZIP / FY2023 Q1

Zip Code	Total Screened	Screenings of Children involved with DCFS																												Sub-Totals	
		Ages (in Months)								# of Children Ages 0 to 3 Referred to												# of Children Ages 3 to 5 Referred to									
		0-11	12-23	24-35	36-47	48-60	61+	Not Referred	Total Referred	In Intact Family Services	Children of Teen Wards	In Foster Care	LEA EI	PI (ECSE)	Child (center-based) EHS	Care Program	Other HV	Multiple Services	Rescreening	LEA (ECSE)	PFA	Child Care HS	Program	Other HV	Multiple Services	Rescreening	Ages 0-35 mos.	Ages 36-61+ mos.			
60142	20	0	0	0	12	8	0	8	12	0	0	0	0	0	0	0	0	0	0	4	8	0	0	0	0	0	0	20			
60152	18	0	0	3	8	7	0	0	18	0	0	0	0	2	0	0	0	0	1	1	14	0	0	0	0	0	3	15			
TOTAL	524	49	103	106	162	138	0	50	510	0	0	0	237	9	0	0	0	0	1	57	199	0	0	0	9	21	3	258	300		

Screenings Reported by CFC/CPS/DCFS and Month / FY2023-Q1

Month	Total Screened	Ages (in Months)						Not Referred	Total Referred	Screenings of Children involved with DCFS			# of Children Ages 0 to 3 Referred to								# of Children Ages 3 to 5 Referred to								Sub-Totals			
		0-11	12-23	24-35	36-47	48-60	61+			In Intact Family Services	Children of Teen Wards	In Foster Care	LEA EI	(ECSE)	EHS	PI (center-based)	Child Care Program	HV	Other Services	Multiple Services	Rescreening	LEA (ECSE)	PFA	HS	Child Care Program	HV	Other Services	Multiple Services	Rescreening	Ages 0-35 mos.	Ages 36-61+ mos.	
CFC #01 Child & Family Connections, Youth Services Network, Inc., 107 North 3rd Street, Rockford, IL 61107 - Dee Dee Lowery																																
Aug-21	0	0	0	0	0	0	0	0	0	0	0	0	0	0	0	0	0	0	0	0	0	0	0	0	0	0	0	0	0	0	0	0
Jun-22	4	1	2	0	1	0	0	0	4	0	0	0	0	0	0	0	3	0	0	0	0	1	0	0	0	0	0	0	3	1		
Jul-22	438	18	13	33	235	139	0	95	343	10	0	4	6	0	0	0	2	0	0	5	34	294	59	0	0	0	163	106	64	374		
Aug-22	847	31	39	56	389	284	48	181	666	2	0	0	8	4	0	3	0	3	1	1	16	44	579	120	3	0	11	370	304	126	721	
Sep-22	435	22	42	63	191	108	9	137	298	10	0	11	5	0	0	7	0	5	3	0	21	27	211	31	0	0	20	137	127	127	308	
TOTAL	1724	72	96	152	816	531	57	413	1311	22	0	15	19	4	0	10	0	13	4	1	42	105	1085	210	3	0	31	670	537	320	1404	
CFC #02 Child & Family Connections, Lake County Health Department, 3010 Grand Ave, 2nd Floor, Waukegan, IL 60085 - Donna Musser																																
Jul-22	122	39	41	42	0	0	0	113	9	3	0	5	9	1	2	0	0	0	0	0	0	0	0	0	0	0	0	0	122	0		
Aug-22	19	0	0	0	11	8	0	6	13	0	0	1	0	0	0	0	0	0	0	0	3	8	0	3	0	0	0	2	0	19		
Sep-22	15	0	0	1	7	7	0	8	7	0	0	0	0	0	0	0	0	0	0	0	1	0	0	0	0	6	0	0	1	14		
TOTAL	156	39	41	43	18	15	0	127	29	3	0	6	9	1	2	0	0	0	0	0	4	8	0	3	0	6	0	2	123	33		
CFC #03 Child & Family Connections, Regional Office of Education for Carroll, Jo Daviess, & Stephenson Co., 27 S State Ave, Ste 101, Freeport, IL 61032 - Angela Hodges																																
Jan-22	54	42	10	2	0	0	0	52	2	0	0	0	0	0	0	0	0	0	0	2	0	0	0	0	0	0	0	0	54	0		
Feb-22	65	51	11	1	2	0	0	62	3	0	0	0	0	0	0	0	0	0	0	3	0	0	0	0	0	0	0	0	63	2		
Mar-22	73	62	10	0	1	0	0	70	3	0	0	0	1	0	0	0	0	0	0	2	0	0	0	0	0	0	0	0	72	1		
Apr-22	125	54	13	15	29	14	0	72	53	0	0	0	0	0	0	0	0	0	0	6	1	48	0	0	0	2	0	0	82	43		
May-22	73	56	11	2	3	1	0	64	9	0	0	0	1	0	0	0	0	0	0	3	0	4	0	0	0	1	0	0	69	4		
Jun-22	151	76	18	17	10	24	6	142	9	2	0	0	1	0	0	0	0	0	0	7	0	0	0	0	0	0	0	1	111	40		
Jul-22	60	53	4	2	1	0	0	57	3	0	0	0	1	0	0	0	0	0	0	2	0	0	0	0	0	0	0	0	59	1		
Aug-22	34	5	14	8	5	2	0	26	8	0	0	3	0	1	0	0	0	0	0	0	0	7	0	0	0	0	0	0	27	7		
Sep-22	3	1	1	0	1	0	0	3	0	0	0	0	0	0	0	0	0	0	0	0	0	0	0	0	0	0	0	0	2	1		
TOTAL	638	400	92	47	52	41	6	548	90	2	0	3	4	1	0	0	0	0	0	25	1	59	0	0	0	3	0	1	539	99		
CFC #04 Child & Family Connections, DayOne PACT, 1551 E Fabyan Pkwy, Geneva, IL 60134 - Ellana Mavromatis																																
Apr-22	15	0	0	0	9	6	0	0	15	0	0	0	0	0	0	0	0	0	0	0	1	14	0	0	0	0	0	0	0	15		
Jul-22	120	19	15	28	20	38	0	57	63	1	0	0	9	0	0	0	0	0	0	0	0	50	0	0	0	4	0	0	62	58		
Aug-22	208	2	4	6	104	92	0	28	153	0	0	1	0	0	0	0	3	0	0	1	40	126	0	0	0	1	23	5	12	196		
Sep-22	129	11	2	7	48	61	0	31	98	1	0	0	2	1	0	0	0	0	0	0	14	76	0	0	0	3	13	6	20	109		
TOTAL	472	32	21	41	181	197	0	116	329	2	0	1	11	1	0	0	0	3	0	0	1	55	266	0	0	0	8	36	11	94	378	
CFC #05 Child & Family Connections, DayOne PACT, 550 Warrenville Rd, Ste 100B, Lisle, IL 60532 - Marianne McGuire																																
Mar-22	44	0	0	7	21	13	3	9	35	0	0	0	0	0	0	0	0	0	0	0	10	25	0	0	0	0	0	0	7	37		

Screenings Reported by CFC/CPS/DCFS and Month / FY2023-Q1

Month	Total Screened	Ages (in Months)							Not Referred	Total Referred	Screenings of Children involved with DCFS			# of Children Ages 0 to 3 Referred to										# of Children Ages 3 to 5 Referred to								Sub-Totals	
		0-11	12-23	24-35	36-47	48-60	61+	In Intact Family Services			Children of Teen Wards	In Foster Care	EI	LEA (ECSE)	PI (center-based)	Child Care Program	HV	Other Services	Multiple Services	Rescreening	LEA (ECSE)	PFA	HS	Child Care Program	HV	Other Services	Multiple Services	Rescreening	Ages 0-35 mos.	Ages 36-61+ mos.			
May-22	15	0	0	0	10	5	0	0	15	0	0	0	0	0	0	0	0	0	0	1	0	0	0	0	14	0	0	0	15				
Jul-22	12	1	0	6	4	1	0	7	5	0	0	0	4	0	0	0	1	0	0	0	0	0	0	0	0	0	0	7	5				
Aug-22	88	2	7	13	39	27	0	11	77	0	0	1	5	6	0	0	0	9	0	1	2	10	43	0	1	0	0	2	22	66			
Sep-22	158	5	6	15	63	69	0	9	149	0	0	0	2	8	0	0	0	9	8	7	3	13	109	0	0	0	3	0	1	26	132		
TOTAL	317	8	13	41	137	115	3	36	281	0	0	1	11	14	0	0	1	18	8	8	5	34	177	0	1	0	17	0	3	62	255		
CFC #06	Child & Family Connections, Clearbrook, 1835 W Central Rd, Arlington Heights, IL 60005 - Jason Tietz																																
Feb-22	22	0	0	5	11	5	1	6	16	0	0	0	0	4	0	0	0	0	1	0	0	7	4	0	0	0	0	0	0	5	17		
Aug-22	147	0	0	5	78	61	0	15	132	0	0	0	2	0	0	0	0	1	1	1	0	37	77	0	0	0	8	1	0	5	139		
Sep-22	36	0	2	12	14	7	1	13	23	6	0	0	3	10	0	0	0	0	0	0	0	9	0	0	0	0	2	0	1	14	22		
TOTAL	205	0	2	22	103	73	2	34	171	6	0	0	5	14	0	0	0	1	2	1	0	53	81	0	0	0	10	1	1	24	178		
CFC #07	Child & Family Connections, Suburban Access, Inc, One Westbrook Corporate Ctr, Ste 640, Westchester, IL 60154 - Jo Ann Alferink																																
Sep-22	1	0	0	0	0	1	0	0	1	0	0	0	0	0	0	0	0	0	0	0	0	1	0	0	0	0	0	0	0	0	1		
TOTAL	1	0	0	0	0	1	0	0	1	0	0	0	0	0	0	0	0	0	0	0	0	1	0	0	0	0	0	0	0	0	1		
CFC #13	Child & Family Connections, Regional Office of Education #26, 130 S Lafayette St, Ste 200, Macomb, IL 61455 - Chuck Farr																																
May-22	4	0	4	0	0	0	0	3	1	0	0	0	0	0	0	0	0	1	0	0	0	0	0	0	0	0	0	0	4	0			
Jun-22	29	4	10	11	4	0	0	17	12	4	0	3	0	0	0	0	0	2	0	1	0	4	0	0	0	0	0	0	25	4			
Jul-22	148	73	49	7	18	1	0	118	30	1	0	0	6	0	0	0	0	3	0	1	1	19	0	0	0	0	0	0	129	19			
Aug-22	152	74	42	8	46	21	2	131	67	5	0	2	6	0	0	0	0	2	0	0	5	54	0	0	0	0	5	2	124	69			
Sep-22	318	81	27	5	94	110	1	296	22	1	0	9	16	0	0	0	0	0	0	0	17	0	0	0	0	0	0	5	113	205			
TOTAL	651	232	132	31	162	132	3	565	132	11	0	14	28	0	0	0	0	8	0	19	6	77	0	0	0	0	5	7	395	297			
CFC #14	Child & Family Connections, 3000 W Rohmann Ave., West Peoria, IL 61604 - Michelle Harr																																
Jul-22	55	5	3	14	20	13	0	15	40	1	0	2	0	1	0	5	0	0	0	0	1	4	24	0	0	0	2	0	3	22	33		
Aug-22	252	4	7	21	135	85	0	91	161	22	0	9	3	1	0	3	0	0	3	0	4	22	95	0	3	0	9	0	18	32	220		
Sep-22	186	9	6	16	79	73	3	47	139	37	0	4	2	1	0	7	0	0	0	0	2	18	88	0	0	0	15	5	11	31	155		
TOTAL	493	18	16	51	234	171	3	153	340	60	0	15	5	3	0	15	0	0	3	0	7	44	207	0	3	0	26	5	32	85	408		
CFC #15	Child & Family Connections, Services of Will, Grundy, & Kankakee Counties, Inc., 2300 Glenwood Ave, Joliet, IL 60435 - Rachel Cimino																																
Jul-22	95	13	9	11	38	24	0	28	67	1	0	0	1	1	0	0	0	0	0	0	5	56	0	0	0	2	0	2	33	62			
Aug-22	768	15	16	61	394	282	0	89	679	0	0	0	2	0	0	0	0	0	0	0	91	485	0	14	0	27	0	60	92	676			

Screenings Reported by CFC/CPS/DCFS and Month / FY2023-Q1

Month	Total Screened	Ages (in Months)						Not Referred	Total Referred	Screenings of Children involved with DCFS			# of Children Ages 0 to 3 Referred to								# of Children Ages 3 to 5 Referred to								Sub-Totals		
		0-11	12-23	24-35	36-47	48-60	61+			In Intact Family Services	Children of Teen Wards	In Foster Care	EI	LEA (ECSE)	EHS	PI (center-based)	Child Care Program	HV	Other Services	Multiple Services	Rescreening	LEA (ECSE)	PFA	HS	Child Care Program	HV	Other Services	Multiple Services	Rescreening	Ages 0-35 mos.	Ages 36-61+ mos.
Sep-22	783	27	38	74	353	285	6	270	513	2	0	8	4	0	0	0	0	0	0	0	0	143	250	0	5	0	12	0	99	139	644
TOTAL	1646	55	63	146	785	591	6	387	1259	3	0	8	7	1	0	0	0	0	0	0	0	239	791	0	19	0	41	0	161	264	1382
CFC #16 Child & Family Connections, 201 W Springfield Ave, Ste 508 & 509, Champaign, IL 61820 - Chris Johnson																															
Jul-22	1	1	0	0	0	0	0	1	0	0	0	0	0	0	0	0	0	0	0	0	0	0	0	0	0	0	0	0	1	0	
Aug-22	174	36	20	22	59	37	0	62	112	0	0	0	6	0	0	0	0	0	9	1	2	6	30	0	0	0	76	16	0	78	96
Sep-22	96	11	2	5	45	33	0	21	75	0	0	1	1	0	0	0	0	0	3	0	1	6	50	0	8	0	10	9	7	18	78
TOTAL	271	48	22	27	104	70	0	84	187	0	0	1	7	0	0	0	0	0	12	1	3	12	80	0	8	0	86	25	7	97	174
CFC #17 Child & Family Connections, ROE of Adams/Pike Counties, 510 Maine St, Ste 615, Quincy, IL 62301 - Kara Hoffman																															
Aug-22	42	6	18	15	3	0	0	40	2	0	0	0	2	0	0	0	0	0	0	0	0	0	0	0	0	0	0	0	39	3	
Sep-22	38	1	4	3	19	11	0	0	38	0	0	0	0	0	0	0	0	5	0	0	0	33	33	0	0	0	0	0	8	30	
TOTAL	80	7	22	18	22	11	0	40	40	0	0	0	2	0	0	0	0	5	0	0	0	33	33	0	0	0	0	0	47	33	
CFC #19 Child & Family Connections, Macon Co. Community Mental Health Board, 132 S Water St, Ste 604, Decatur, IL 62523 - Amy Farmer																															
Aug-22	252	0	0	57	94	99	2	0	252	0	0	0	2	17	0	0	0	0	34	8	1	23	173	2	0	0	9	9	1	57	195
TOTAL	252	0	0	57	94	99	2	0	252	0	0	0	2	17	0	0	0	0	34	8	1	23	173	2	0	0	9	9	1	57	195
CFC #20 Child & Family Connections, Community Support Systems, 1901 S 4th St, Ste 209, Effingham, IL 62401 - Rita Wahl																															
Aug-22	9	0	0	2	4	3	0	0	9	0	0	0	0	0	0	0	0	2	0	0	1	6	0	0	0	0	0	0	2	7	
TOTAL	9	0	0	2	4	3	0	0	9	0	0	0	0	0	0	0	0	2	0	0	1	6	0	0	0	0	0	0	2	7	
CFC #21 Child & Family Connections, Regional Office of Education #13, 4 Eagle Center, Ste 4, O'Fallon, IL 62269 - Terri Kampwerth																															
Apr-22	30	5	6	5	10	4	0	20	10	2	0	0	1	0	0	0	0	0	0	0	0	6	0	0	0	0	3	0	16	14	
May-22	147	0	0	13	80	55	0	48	99	0	0	4	0	16	0	0	0	0	1	0	3	8	61	0	24	16	2	2	1	13	135
Jun-22	34	10	11	12	1	0	0	27	7	1	0	2	5	0	0	0	0	2	0	0	0	0	0	0	0	0	0	0	33	1	
Jul-22	25	4	4	2	12	3	0	8	17	1	0	2	0	0	0	0	0	0	0	0	2	1	14	0	0	0	0	0	10	15	
Aug-22	267	8	18	26	116	99	0	30	237	13	0	14	1	0	0	0	0	14	0	0	10	19	189	0	0	0	6	4	3	52	215
Sep-22	158	14	22	24	58	36	3	42	116	5	0	6	4	0	0	0	0	13	0	0	6	8	76	1	4	0	1	2	3	60	97
TOTAL	661	41	61	82	277	197	3	175	486	22	0	28	11	16	0	0	0	29	1	0	21	36	346	1	28	16	9	11	7	184	477
CFC #22 Child & Family Connections, Regional Office of Education #13, 660 W Noleman St, Centralia, IL 62801 - Nicole Van Hise																															
Jun-22	60	11	25	24	0	0	0	0	60	0	0	0	0	0	0	0	0	60	0	0	0	0	0	0	0	0	0	0	60	0	
Jul-22	18	5	4	3	4	2	0	13	5	0	0	0	0	0	0	0	0	0	0	0	0	5	0	0	0	0	0	0	12	6	
Aug-22	28	0	0	2	15	11	0	0	28	0	0	0	0	0	0	0	0	0	2	0	0	1	25	0	0	0	0	0	2	26	

Screenings Reported by CFC/CPS/DCFS and Month / FY2023-Q1

Month	Total Screened	Ages (in Months)						Not Referred	Total Referred	Screenings of Children involved with DCFS			# of Children Ages 0 to 3 Referred to								# of Children Ages 3 to 5 Referred to								Sub-Totals		
		0-11	12-23	24-35	36-47	48-60	61+			In Intact Family Services	Children of Teen Wards	In Foster Care	EI	LEA (ECSE)	EHS	PI (center-based)	Child Care Program	HV	Other Services	Multiple Services	Rescreening	LEA (ECSE)	PFA	HS	Child Care Program	HV	Other Services	Multiple Services	Rescreening	Ages 0-35 mos.	Ages 36-61+ mos.
Sep-22	19	4	11	3	1	0	0	18	1	0	0	0	1	0	0	0	0	0	0	0	0	0	0	0	0	0	0	0	18	1	
TOTAL	125	20	40	32	20	13	0	31	94	0	0	0	1	0	0	0	0	60	2	0	0	1	30	0	0	0	0	0	92	33	
CFC #24	Child & Family Connections, Archway, Inc., 2751 W Main, PO Box 1180, Carbondale, IL 62901-1180 - Lindsay Baskin																														
Jul-22	40	3	17	4	6	10	0	22	18	4	0	0	0	0	0	0	2	0	2	2	0	16	0	0	0	0	0	0	24	16	
Aug-22	57	10	8	11	13	15	0	27	30	0	0	0	0	0	0	0	2	0	0	0	2	26	0	0	0	0	0	7	29	28	
Sep-22	22	5	12	5	0	0	0	22	0	7	0	5	0	0	0	0	0	0	0	0	0	0	0	0	0	0	0	0	22	0	
TOTAL	119	18	37	20	19	25	0	71	48	11	0	5	0	0	0	0	2	2	2	2	2	42	0	0	0	0	0	7	75	44	
CFC #25	Child & Family Connections, Options & Advocacy for McHenry Co., 365 Millennium Dr. Ste A, Crystal Lake, IL 60012 - Susan Beckman																														
Jun-22	2	0	0	0	0	0	0	0	2	0	0	0	0	2	0	0	0	0	0	0	0	0	0	0	0	0	0	0	0	0	
Jul-22	68	12	30	26	23	13	0	4	100	0	0	0	68	0	0	0	0	0	0	0	0	32	0	0	0	0	2	0	68	36	
Aug-22	236	24	32	41	74	65	0	18	218	0	0	0	94	2	0	0	0	0	1	0	0	23	97	0	0	0	8	19	2	97	139
Sep-22	218	13	41	39	65	60	0	28	190	0	0	0	75	5	0	0	0	0	0	0	0	34	70	0	0	0	1	0	1	93	125
TOTAL	524	49	103	106	162	138	0	50	510	0	0	0	237	9	0	0	0	0	1	0	0	57	199	0	0	0	9	21	3	258	300

Screenings Reported by CFC/CPS/DCFS and Agencies Represented / FY2023-Q1

Agency Type	Total Screened	Screenings of Children involved with DCFS										# of Children Ages 0 to 3 Referred to										# of Children Ages 3 to 5 Referred to										Sub-Totals	
		Ages (in Months)							Not Referred	Total Referred	In Intact Family Services	Children of Teen Wards	In Foster Care	LEA EI	PI (center-based)	Child Care Program	HV	Other Services	Multiple Services	Rescreening	LEA (ECSE)	PFA	HS	Child Care Program	HV	Other Services	Multiple Services	Rescreening	Ages 0-35 mos.	Ages 36-61+ mos.			
		0-11	12-23	24-35	36-47	48-60	61+																										
CFC #01 Child & Family Connections, Youth Services Network, Inc., 107 North 3rd Street, Rockford, IL 61107 - Dee Dee Lowery																																	
CC	3	2	1	0	0	0	0	3	0	0	0	0	0	0	0	0	0	0	0	0	0	0	0	0	0	0	0	0	3	0			
HS/EHS	177	21	45	63	29	19	0	128	49	0	0	0	0	0	0	0	0	0	0	39	2	0	0	0	0	0	0	8	129	48			
HV	12	1	8	3	0	0	0	0	12	0	0	0	0	0	0	11	1	0	0	0	0	0	0	0	0	0	0	0	12	0			
LEA	1532	48	42	86	787	512	57	282	1250	22	0	15	19	4	0	10	0	2	3	1	3	103	1085	210	3	0	31	670	529	176	1356		
PAT	12	1	8	3	0	0	0	0	12	0	0	0	0	0	0	0	11	1	0	0	0	0	0	0	0	0	0	0	12	0			
PI	0	0	0	0	0	0	0	0	0	0	0	0	0	0	0	0	0	0	0	0	0	0	0	0	0	0	0	0	0	0			
CFC #02 Child & Family Connections, Lake County Health Department, 3010 Grand Ave, 2nd Floor, Waukegan, IL 60085 - Donna Musser																																	
CFC	122	39	41	42	0	0	0	113	9	3	0	5	9	1	2	0	0	0	0	0	0	0	0	0	0	0	0	0	122	0			
EI	122	39	41	42	0	0	0	113	9	3	0	5	9	1	2	0	0	0	0	0	0	0	0	0	0	0	0	122	0				
LEA	34	0	0	1	18	15	0	14	20	0	0	1	0	0	0	0	0	0	0	0	4	8	0	3	0	6	0	2	1	33			
CFC #03 Child & Family Connections, Regional Office of Education for Carroll, Jo Daviess, & Stephenson Co., 27 S State Ave, Ste 101, Freeport, IL 61032 - Angela Hodges																																	
CC	60	6	6	10	10	22	6	59	1	2	0	0	0	0	0	0	0	0	0	0	0	0	0	0	0	0	0	1	22	38			
HD	482	388	71	14	7	2	0	453	29	0	0	0	4	0	0	0	0	0	0	25	0	0	0	0	0	0	0	0	473	9			
HV	29	6	15	7	1	0	0	29	0	0	0	3	0	0	0	0	0	0	0	0	0	0	0	0	0	0	0	28	1				
LEA	93	5	14	23	34	17	0	33	60	0	0	3	0	1	0	0	0	0	0	0	1	59	0	0	0	3	0	0	42	51			
CFC #04 Child & Family Connections, DayOne PACT, 1551 E Fabyan Pkwy, Geneva, IL 60134 - Ellana Mavromatis																																	
CC	4	1	0	1	1	1	0	4	0	0	0	0	0	0	0	0	0	0	0	0	0	0	0	0	0	0	0	2	2				
HV	9	1	5	3	0	0	0	6	3	0	0	0	0	0	0	0	3	0	0	0	0	0	0	0	0	0	0	9	0				
LEA	379	0	0	4	179	196	0	37	315	1	0	1	0	1	0	0	0	0	0	1	55	266	0	0	0	8	36	11	4	375			
PAT	80	30	16	33	1	0	0	69	11	1	0	0	11	0	0	0	0	0	0	0	0	0	0	0	0	0	0	79	1				
CFC #05 Child & Family Connections, DayOne PACT, 550 Warrenville Rd, Ste 100B, Lisle, IL 60532 - Marianne McGuire																																	
LEA	280	0	0	27	135	115	3	33	247	0	0	1	1	14	0	0	0	0	6	6	0	34	177	0	1	0	17	0	3	27	253		
PAT	37	8	13	14	2	0	0	3	34	0	0	0	10	0	0	0	1	18	2	2	5	0	0	0	0	0	0	0	35	2			
CFC #06 Child & Family Connections, Clearbrook, 1835 W Central Rd, Arlington Heights, IL 60005 - Jason Tietz																																	
CC	8	0	2	2	2	1	1	1	7	6	0	0	2	2	0	0	0	0	0	0	2	0	0	0	0	0	0	1	4	4			
LEA	197	0	0	20	101	72	1	33	164	0	0	0	3	12	0	0	0	1	2	1	0	51	81	0	0	0	10	1	0	20	174		
CFC #07 Child & Family Connections, Suburban Access, Inc, One Westbrook Corporate Ctr, Ste 640, Westchester, IL 60154 - Jo Ann Alferink																																	
LEA	1	0	0	0	0	1	0	0	1	0	0	0	0	0	0	0	0	0	0	0	1	0	0	0	0	0	0	0	0	1			

Screenings Reported by CFC/CPS/DCFS and Agencies Represented / FY2023-Q1

Agency Type	Total Screened	Ages (in Months)							Not Referred	Total Referred	Screenings of Children involved with DCFS			# of Children Ages 0 to 3 Referred to								# of Children Ages 3 to 5 Referred to								Sub-Totals		
		0-11	12-23	24-35	36-47	48-60	61+	In Intact Family Services			Children of Teen Wards	In Foster Care	LEA EI	(ECSE)	EHS	PI (center- based)	Child Care Program	HV	Other Services	Multiple Services	Rescreening	LEA (ECSE)	PFA	HS	Child Care Program	HV	Other Services	Multiple Services	Rescreening	Ages 0-35 mos.	Ages 36-61+ mos.	
CFC #13 Child & Family Connections, Regional Office of Education #26, 130 S Lafayette St, Ste 200, Macomb, IL 61455 - Chuck Farr																																
FCM	314	210	94	5	0	0	0	292	22	0	0	0	22	0	0	0	0	0	0	0	0	0	0	0	0	0	0	0	0	309	0	
HS/EHS	213	2	5	1	94	110	1	203	10	0	0	4	3	0	0	0	0	0	0	0	0	0	0	0	0	0	0	0	5	8	205	
HV	34	9	20	5	0	0	0	25	9	0	0	0	0	0	0	0	0	8	0	1	0	0	0	0	0	0	0	0	34	0		
LEA	42	0	0	2	62	22	2	10	78	4	0	1	0	0	0	0	0	0	0	0	6	72	0	0	0	0	5	2	2	86		
PI	48	11	13	18	6	0	0	35	13	7	0	9	3	0	0	0	0	0	0	0	0	5	0	0	0	0	0	0	42	6		
CFC #14 Child & Family Connections, 3000 W Rohmann Ave, West Peoria, IL 61604 - Michelle Harr																																
CFC	4	1	0	1	0	2	0	1	3	0	0	0	2	0	0	0	0	0	0	0	0	0	0	0	0	0	1	0	0	2	2	
HV	23	7	7	7	2	0	0	21	2	3	0	0	2	0	0	0	0	0	0	0	0	0	0	0	0	0	0	0	21	2		
LEA	335	0	0	29	177	126	3	34	301	57	0	15	0	3	0	15	0	0	3	0	7	44	207	0	3	0	10	5	14	29	306	
MFP	98	0	0	0	55	43	0	65	33	0	0	0	0	0	0	0	0	0	0	0	0	0	0	0	0	15	0	18	0	98		
PAT	33	10	9	14	0	0	0	32	1	0	0	0	1	0	0	0	0	0	0	0	0	0	0	0	0	0	0	0	33	0		
CFC #15 Child & Family Connections, Services of Will, Grundy, & Kankakee Counties, Inc., 2300 Glenwood Ave, Joliet, IL 60435 - Rachel Cimino																																
EI	15	2	6	7	0	0	0	13	2	0	0	0	2	0	0	0	0	0	0	0	0	0	0	0	0	0	0	0	15	0		
HS/EHS	99	6	16	17	28	26	6	87	12	0	0	8	1	0	0	0	0	0	0	0	11	0	0	0	0	0	0	0	39	60		
HV	129	47	40	42	0	0	0	125	4	0	0	0	4	0	0	0	0	0	0	0	0	0	0	0	0	0	0	0	129	0		
LEA	1403	0	1	80	757	565	0	162	1241	3	0	0	0	1	0	0	0	0	0	0	228	791	0	19	0	41	0	161	81	1322		
CFC #16 Child & Family Connections, 201 W Springfield Ave, Ste 508 & 509, Champaign, IL 61820 - Chris Johnson																																
HC	69	0	0	12	31	26	0	8	61	0	0	1	5	0	0	0	0	0	4	1	3	2	47	0	0	0	26	25	2	12	57	
HD	118	36	8	16	31	27	0	55	63	0	0	1	7	0	0	0	0	0	4	1	3	2	47	0	0	0	26	25	2	60	58	
HV	29	12	12	5	0	0	0	29	0	0	0	0	0	0	0	0	0	0	0	0	0	0	0	0	0	0	0	0	29	0		
LEA	124	0	2	6	73	43	0	0	124	0	0	0	0	0	0	0	0	8	0	0	10	33	0	8	0	60	0	5	8	116		
CFC #17 Child & Family Connections, ROE of Adams/Pike Counties, 510 Maine St, Ste 615, Quincy, IL 62301 - Kara Hoffman																																
HV	27	1	13	10	3	0	0	27	0	0	0	0	0	0	0	0	0	0	0	0	0	0	0	0	0	0	0	0	24	3		
LEA	33	0	0	3	19	11	0	0	33	0	0	0	0	0	0	0	0	0	0	0	33	33	0	0	0	0	0	0	3	30		
PI	20	6	9	5	0	0	0	13	7	0	0	0	2	0	0	0	0	5	0	0	0	0	0	0	0	0	0	0	20	0		
CFC #19 Child & Family Connections, Macon Co. Community Mental Health Board, 132 S Water St, Ste 604, Decatur, IL 62523 - Amy Farmer																																
LEA	252	0	0	57	94	99	2	0	252	0	0	0	2	17	0	0	0	0	34	8	1	23	173	2	0	0	9	9	1	57	195	

Screenings Reported by CFC/CPS/DCFS and Agencies Represented / FY2023-Q1

Agency Type	Total Screened	Ages (in Months)							Not Referred	Total Referred	Screenings of Children involved with DCFS			# of Children Ages 0 to 3 Referred to								# of Children Ages 3 to 5 Referred to								Sub-Totals		
		0-11	12-23	24-35	36-47	48-60	61+	In Intact Family Services			Children of Teen Wards	In Foster Care	LEA EI	(ECSE)	PI (center-based)	Child Care Program	HV	Other Services	Multiple Services	Rescreening	LEA (ECSE)	PFA	HS	Child Care Program	HV	Other Services	Multiple Services	Rescreening	Ages 0-35 mos.	Ages 36-61+ mos.		
CFC #20 Child & Family Connections, Community Support Systems, 1901 S 4th St, Ste 209, Effingham, IL 62401 - Rita Wahl																																
LEA	9	0	0	2	4	3	0	0	9	0	0	0	0	0	0	0	2	0	0	1	6	0	0	0	0	0	0	0	2	7		
CFC #21 Child & Family Connections, Regional Office of Education #13, 4 Eagle Center, Ste 4, O'Fallon, IL 62269 - Terri Kampwerth																																
HV	60	11	28	20	1	0	0	37	23	8	0	10	2	0	0	0	3	0	0	18	0	0	0	0	0	0	0	0	59	1		
LEA	601	30	33	62	276	197	3	138	463	14	0	18	9	16	0	0	26	1	0	3	36	346	1	28	16	9	11	7	125	476		
PI	139	4	14	12	60	49	0	6	133	7	0	8	0	0	0	0	21	0	0	3	16	93	0	0	0	0	0	30	109			
CFC #22 Child & Family Connections, Regional Office of Education #13, 660 W Noleman St, Centralia, IL 62801 - Nicole Van Hise																																
EI	60	11	25	24	0	0	0	0	60	0	0	0	0	0	0	0	60	0	0	0	0	0	0	0	0	0	0	60	0			
HV	32	9	15	6	2	0	0	31	1	0	0	0	1	0	0	0	0	0	0	0	0	0	0	0	0	0	0	30	2			
LEA	33	0	0	2	18	13	0	0	33	0	0	0	0	0	0	0	0	2	0	0	1	30	0	0	0	0	0	2	31			
CFC #24 Child & Family Connections, Archway, Inc., 2751 W Main, PO Box 1180, Carbondale, IL 62901-1180 - Lindsay Baskin																																
HV	71	17	36	18	0	0	0	71	0	11	0	5	0	0	0	0	0	0	0	0	0	0	0	0	0	0	0	71	0			
LEA	48	1	1	2	19	25	0	0	48	0	0	0	0	0	0	0	2	2	2	2	2	42	0	0	0	0	0	4	44			
CFC #25 Child & Family Connections, Options & Advocacy for McHenry Co., 365 Millennium Dr, Ste A, Crystal Lake, IL 60012 - Susan Beckman																																
CC	22	0	8	9	4	1	0	20	2	0	0	0	1	0	0	0	0	0	0	0	1	0	0	0	0	0	0	17	5			
CFC	236	49	95	92	0	0	0	236	0	0	0	0	236	0	0	0	0	0	0	0	0	0	0	0	0	0	0	236	0			
LEA	266	0	0	5	158	137	0	30	272	0	0	0	0	9	0	0	0	1	0	0	56	199	0	0	0	9	21	3	5	295		

Screenings Reported by CFC/CPS/DCFS and Screening Tools Utilized / FY2023-Q1

Screening Tool	Total Screened	Screenings of Children involved with DCFS										# of Children Ages 0 to 3 Referred to										# of Children Ages 3 to 5 Referred to							
		Ages (in Months)						Not Referred	Total Referred	In Intact Family Services	Children of Teen Wards	In Foster Care	LEA EI	(ECSE)	PI EHS	(center-based)	Child Care Program	HV	Other Services	Multiple Services	Rescreening	LEA (ECSE)	PFA	HS	Child Care Program	HV	Other Services	Multiple Services	Rescreening
		0-11	12-23	24-35	36-47	48-60	61+																						
CFC #01 Child & Family Connections, Youth Services Network, Inc., 107 North 3rd Street, Rockford, IL 61107 - Dee Dee Lowery																													
ASQ-3	1456	72	96	142	691	449	6	277	1179	19	0	14	19	0	0	10	0	13	1	0	39	54	1022	210	0	0	30	663	525
ASQ:SE	1097	48	44	74	554	371	6	136	961	16	0	12	18	0	0	0	0	13	1	0	0	24	929	210	0	0	0	660	507
ASQ:SE-2	28	0	0	1	19	8	0	3	25	0	0	0	0	0	0	0	0	0	0	0	1	19	0	0	0	2	0	3	
BRIG	28	0	0	1	19	8	0	3	25	0	0	0	0	0	0	0	0	0	0	0	1	19	0	0	0	2	0	3	
DIAL	16	0	0	0	6	10	0	0	16	2	0	0	0	0	0	0	0	0	0	0	0	16	0	0	0	0	0	0	
DIAL-4	386	1	6	14	195	120	50	163	223	1	0	3	1	4	0	10	0	0	3	1	3	74	117	0	3	0	1	7	15
ESI	151	21	45	63	15	7	0	103	48	0	0	0	0	0	0	0	0	0	0	0	39	1	0	0	0	0	0	0	8
ESI-R	1085	47	36	71	554	371	6	136	949	16	0	12	18	0	0	0	0	2	0	0	0	24	929	210	0	0	0	660	507
PLS	3	0	0	0	2	1	0	0	3	0	0	0	0	0	0	0	0	0	0	0	2	0	0	0	0	0	0	1	
PLS-5	6	0	0	0	4	1	1	3	3	0	0	0	0	0	0	0	0	0	0	0	0	0	0	0	0	0	0	3	
PQ	3	0	0	0	3	0	0	0	3	0	0	0	0	0	0	0	0	0	0	0	1	2	0	0	0	0	0	0	
SESI	6	0	0	0	4	1	1	3	3	0	0	0	0	0	0	0	0	0	0	0	0	0	0	0	0	0	0	3	
Speed DIAL-4	33	0	0	0	22	11	0	2	31	0	0	0	0	0	0	0	0	0	0	0	5	0	0	0	0	28	3	1	
CFC #02 Child & Family Connections, Lake County Health Department, 3010 Grand Ave, 2nd Floor, Waukegan, IL 60085 - Donna Musser																													
ASQ-3	122	39	41	42	0	0	0	113	9	3	0	5	9	1	2	0	0	0	0	0	0	0	0	0	0	0	0	0	0
ASQ:SE	14	0	0	0	9	5	0	3	11	0	0	1	0	0	0	0	0	0	0	0	1	8	0	3	0	0	0	2	
DIAL	14	0	0	0	9	5	0	3	11	0	0	1	0	0	0	0	0	0	0	0	1	8	0	3	0	0	0	2	
DIAL-4	20	0	0	1	9	10	0	11	9	0	0	0	0	0	0	0	0	0	0	0	3	0	0	0	0	6	0	0	
CFC #03 Child & Family Connections, Regional Office of Education for Carroll, Jo Daviess, & Stephenson Co., 27 S State Ave, Ste 101, Freeport, IL 61032 - Angela Hodges																													
ASQ	3	1	1	0	1	0	0	3	0	0	0	0	0	0	0	0	0	0	0	0	0	0	0	0	0	0	0	0	
ASQ-3	568	399	91	31	17	24	6	538	30	2	0	3	4	0	0	0	0	0	0	0	25	0	0	0	0	0	0	1	
ASQ:SE	3	1	1	0	1	0	0	3	0	0	0	0	0	0	0	0	0	0	0	0	0	0	0	0	0	0	0	0	
ASQ:SE-2	26	5	14	7	0	0	0	26	0	0	0	3	0	0	0	0	0	0	0	0	0	0	0	0	0	0	0	0	
DIAL	0	0	0	0	0	0	0	0	0	0	0	0	0	0	0	0	0	0	0	0	0	0	0	0	0	0	0	0	
DIAL-4	67	0	0	16	34	17	0	7	60	0	0	0	0	1	0	0	0	0	0	0	1	59	0	0	0	3	0	0	
CFC #04 Child & Family Connections, DayOne PACT, 1551 E Fabyan Pkwy, Geneva, IL 60134 - Ellana Mavromatis																													
ASQ	26	0	0	0	14	12	0	0	26	0	0	0	0	0	0	0	0	0	0	0	1	25	0	0	0	0	0	0	
ASQ-3	415	32	21	40	153	169	0	104	284	1	0	1	11	0	0	0	0	3	0	0	1	36	241	0	0	0	8	36	9
ASQ:SE	31	5	0	7	9	10	0	17	14	0	0	1	1	0	0	0	0	0	0	0	10	0	0	0	0	0	0	2	
ASQ:SE-2	164	26	21	32	54	31	0	66	71	1	0	0	10	0	0	0	0	3	0	0	0	8	70	0	0	0	0	36	5

Screenings Reported by CFC/CPS/DCFS and Screening Tools Utilized / FY2023-Q1

Screening Tool	Total Screened	Screenings of Children involved with DCFS											# of Children Ages 0 to 3 Referred to										# of Children Ages 3 to 5 Referred to							
		Ages (in Months)							Not Referred	Total Referred	In Intact Family Services	Children of Teen Wards	In Foster Care	EI	LEA (ECSE)	EHS	PI (center-based)	Child Care Program	HV	Other Services	Multiple Services	Rescreening	LEA (ECSE)	PFA	HS	Child Care Program	HV	Other Services	Multiple Services	Rescreening
		0-11	12-23	24-35	36-47	48-60	61+																							
BAT	21	0	0	3	8	10	0	8	13	0	0	1	0	0	0	0	0	0	0	0	0	1	10	0	0	0	0	0	0	2
BRIG	19	0	0	0	8	11	0	0	19	0	0	0	0	0	0	0	0	0	0	0	0	1	16	0	0	0	0	0	0	2
BRIG-3	85	0	0	0	54	31	0	0	58	0	0	0	0	0	0	0	0	0	0	0	0	8	70	0	0	0	0	0	36	5
DIAL	31	0	0	1	14	16	0	12	19	1	0	0	0	1	0	0	0	0	0	0	0	18	0	0	0	0	0	0	0	2
DIAL-4	26	0	0	0	14	12	0	0	26	0	0	0	0	0	0	0	0	0	0	0	0	1	25	0	0	0	0	0	0	0
PLS-5	19	0	0	0	8	11	0	0	19	0	0	0	0	0	0	0	0	0	0	0	0	1	16	0	0	0	0	0	0	2
CFC #05 Child & Family Connections, DayOne PACT, 550 Warrenville Rd, Ste 100B, Lisle, IL 60532 - Marianne McGuire																														
ASQ	61	0	0	4	31	26	0	2	59	0	0	0	1	2	0	0	0	0	0	0	0	16	36	0	0	0	3	0	1	
ASQ-3	122	8	13	21	41	39	0	6	116	0	0	0	10	7	0	0	1	18	8	8	5	3	71	0	0	0	0	0	1	
ASQ:SE	86	8	13	16	29	20	0	5	81	0	0	0	11	1	0	0	1	18	2	2	5	15	25	0	0	0	3	0	2	
CIP	44	0	0	7	21	13	3	9	35	0	0	0	0	0	0	0	0	0	0	0	10	25	0	0	0	0	0	0	0	
DIAL	0	0	0	0	0	0	0	0	0	0	0	0	0	0	0	0	0	0	0	0	0	0	0	0	0	0	0	0	0	
DIAL-4	83	0	0	7	41	35	0	1	82	0	0	1	0	6	0	0	0	0	0	0	0	5	56	0	1	0	14	0	0	
Play-Based	19	0	0	4	7	8	0	18	1	0	0	0	0	0	0	0	0	0	0	0	1	0	0	0	0	0	0	0	0	
TPBA	22	0	0	2	11	9	0	1	21	0	0	0	1	1	0	0	0	0	0	0	0	15	0	0	0	0	3	0	1	
CFC #06 Child & Family Connections, Clearbrook, 1835 W Central Rd, Arlington Heights, IL 60005 - Jason Tietz																														
ASQ	48	0	0	0	23	25	0	0	48	0	0	0	0	0	0	0	0	0	0	0	0	13	29	0	0	0	6	0	0	
ASQ-3	81	0	2	14	32	30	1	7	74	6	0	0	5	10	0	0	0	0	0	0	0	23	29	0	0	0	0	0	1	
ASQ:SE-2	24	0	0	1	16	6	0	9	15	0	0	0	1	0	0	0	0	1	0	0	0	1	11	0	0	0	2	1	0	
DIAL	15	0	0	4	7	3	1	5	10	0	0	0	0	4	0	0	0	0	0	0	0	6	0	0	0	0	0	0	0	
DIAL-4	38	0	0	4	23	11	0	10	28	0	0	0	0	0	0	0	0	0	2	1	0	7	18	0	0	0	2	0	0	
Social His	42	0	0	0	21	21	0	0	42	0	0	0	0	0	0	0	0	0	0	0	0	13	23	0	0	0	6	0	0	
Speed DIAL-4	84	0	0	0	42	42	0	0	84	0	0	0	0	0	0	0	0	0	0	0	0	26	46	0	0	0	6	0	0	
TPBA	2	0	0	1	1	0	0	0	2	0	0	0	1	0	0	0	0	0	0	0	0	1	0	0	0	0	0	0	0	
TPBA-2	7	0	0	0	5	2	0	3	4	0	0	0	0	0	0	0	0	0	0	0	4	0	0	0	0	0	0	0	0	
CFC #07 Child & Family Connections, Suburban Access, Inc, One Westbrook Corporate Ctr, Ste 640, Westchester, IL 60154 - Jo Ann Alferink																														
ASQ	1	0	0	0	0	1	0	0	1	0	0	0	0	0	0	0	0	0	0	0	0	1	0	0	0	0	0	0	0	
ASQ:SE	1	0	0	0	0	1	0	0	1	0	0	0	0	0	0	0	0	0	0	0	0	1	0	0	0	0	0	0	0	
DIAL-4	1	0	0	0	0	1	0	0	1	0	0	0	0	0	0	0	0	0	0	0	0	1	0	0	0	0	0	0	0	

Screenings Reported by CFC/CPS/DCFS and Screening Tools Utilized / FY2023-Q1

Screening Tool	Total Screened	Screenings of Children involved with DCFS											# of Children Ages 0 to 3 Referred to								# of Children Ages 3 to 5 Referred to									
		Ages (in Months)						Not Referred	Total Referred	In Intact Family Services	Children of Teen Wards	In Foster Care	LEA EI	(ECSE)	PI (center-based)	Child Care Program	HV	Other Services	Multiple Services	Rescreening	LEA (ECSE)	PFA	HS	Child Care Program	HV	Other Services	Multiple Services	Rescreening		
		0-11	12-23	24-35	36-47	48-60	61+																							
CFC #13 Child & Family Connections, Regional Office of Education #26, 130 S Lafayette St, Ste 200, Macomb, IL 61455 - Chuck Farr																														
ASQ	362	221	107	23	6	0	0	327	35	7	0	9	25	0	0	0	0	0	0	0	0	0	5	0	0	0	0	0	0	0
ASQ-3	247	11	25	6	94	110	1	228	19	0	0	4	3	0	0	0	0	0	8	0	19	0	0	0	0	0	0	0	5	
ASQ:SE	48	11	13	18	6	0	0	35	13	7	0	9	3	0	0	0	0	0	0	0	0	5	0	0	0	0	0	0	0	
DIAL-4	19	0	0	0	13	6	0	0	19	0	0	0	0	0	0	0	0	0	0	0	2	17	0	0	0	0	0	0	0	
ESI	213	2	5	3	123	125	1	212	47	0	0	5	3	0	0	0	0	0	0	0	18	0	37	0	0	0	0	5	7	
PKBS	213	2	5	1	94	110	1	203	10	0	0	4	3	0	0	0	0	0	0	0	18	0	0	0	0	0	0	0	5	
SLSQTA	4	0	0	0	2	0	2	1	3	4	0	0	0	0	0	0	0	0	0	0	3	0	0	0	0	0	0	0	0	
Speed DIAL-4	19	0	0	0	18	1	0	0	19	0	0	0	0	0	0	0	0	0	0	0	1	18	0	0	0	0	0	0	0	
CFC #14 Child & Family Connections, 3000 W Rohmann Ave., West Peoria, IL 61604 - Michelle Harr																														
ASQ	98	0	0	0	55	43	0	65	33	0	0	0	0	0	0	0	0	0	0	0	0	0	0	0	0	0	15	0	18	
ASQ-3	89	18	16	25	22	8	0	54	35	4	0	1	5	0	0	0	0	0	0	3	2	21	0	3	0	1	0	0	0	
BRIG	5	0	0	2	1	2	0	3	2	0	0	1	0	0	0	0	0	2	0	0	0	0	0	0	0	0	0	0	0	
BRIG-3	244	0	0	23	131	89	1	3	241	56	0	13	0	3	0	15	0	0	1	0	4	38	165	0	0	0	7	5	13	
DIAL-4	44	0	0	4	28	12	0	13	31	1	0	1	0	0	0	0	0	0	0	3	3	22	0	3	0	0	0	0	0	
ESI-R	29	0	0	0	17	11	1	5	24	0	0	0	0	0	0	0	0	0	0	0	3	20	0	0	0	1	0	0	0	
PLS	34	0	0	0	14	20	0	25	9	0	0	0	0	0	0	0	0	0	0	0	0	0	0	0	0	4	0	5	0	
PLS-4	64	0	0	0	41	23	0	40	24	0	0	0	0	0	0	0	0	0	0	0	0	0	0	0	0	11	0	13	0	
SESI	13	0	0	0	0	12	1	10	3	0	0	0	0	0	0	0	0	0	0	0	0	0	0	0	0	2	0	1	0	
CFC #15 Child & Family Connections, Services of Will, Grundy, & Kankakee Counties, Inc., 2300 Glenwood Ave, Joliet, IL 60435 - Rachel Cimino																														
ASQ	139	2	6	9	74	48	0	13	126	0	0	0	2	0	0	0	0	0	0	0	10	100	0	0	0	2	0	12	0	
ASQ-3	146	47	40	44	9	6	0	127	19	0	0	0	4	0	0	0	0	0	0	0	0	0	0	0	0	0	0	0	15	
ASQ:SE	676	0	1	16	358	301	0	80	596	0	0	0	0	0	0	0	0	0	0	0	48	357	0	16	0	36	0	139	0	
BRIG	437	0	1	15	232	189	0	84	353	0	0	0	0	0	0	0	0	0	0	0	48	217	0	16	0	36	0	36	0	
BRIG-3	99	6	16	17	28	26	6	87	12	0	0	8	1	0	0	0	0	0	0	0	11	0	0	0	0	0	0	0	0	
DIAL	117	0	0	1	68	48	0	6	111	0	0	0	0	0	0	0	0	0	0	0	21	72	0	3	0	0	0	15	0	
DIAL-4	551	0	0	60	301	190	0	70	481	3	0	0	0	1	0	0	0	0	0	0	159	311	0	0	0	3	0	7	0	
CFC #16 Child & Family Connections, 201 W Springfield Ave, Ste 508 & 509, Champaign, IL 61820 - Chris Johnson																														
ASQ	98	12	12	17	31	26	0	37	61	0	0	1	5	0	0	0	0	4	1	3	2	47	0	0	0	26	25	2	0	
ASQ-3	24	9	5	2	7	1	0	14	10	0	0	0	2	0	0	0	0	0	0	0	1	7	0	0	0	0	0	0	0	
ASQ:SE	29	12	12	5	0	0	0	29	0	0	0	0	0	0	0	0	0	0	0	0	0	0	0	0	0	0	0	0	0	

Screenings Reported by CFC/CPS/DCFS and Screening Tools Utilized / FY2023-Q1

Screening Tool	Total Screened	Screenings of Children involved with DCFS											# of Children Ages 0 to 3 Referred to								# of Children Ages 3 to 5 Referred to								
		Ages (in Months)						Not Referred	Total Referred	In Intact Family Services	Children of Teen Wards	In Foster Care	EI	LEA (ECSE)	EHS	PI (center-based)	Child Care Program	HV	Other Services	Multiple Services	Rescreening	LEA (ECSE)	PFA	HS	Child Care Program	Other HV	Services	Multiple Services	Rescreening
		0-11	12-23	24-35	36-47	48-60	61+																						
DIAL-4	124	0	2	6	73	43	0	0	124	0	0	0	0	0	0	0	0	0	8	0	0	10	33	0	8	0	60	0	5
TPBA	69	0	0	12	31	26	0	8	61	0	0	1	5	0	0	0	0	0	4	1	3	2	47	0	0	0	26	25	2
CFC #17	Child & Family Connections, ROE of Adams/Pike Counties, 510 Maine St, Ste 615, Quincy, IL 62301 - Kara Hoffman																												
ASQ	20	6	9	5	0	0	0	13	7	0	0	0	2	0	0	0	0	5	0	0	0	0	0	0	0	0	0	0	0
ASQ-3	27	1	13	10	3	0	0	27	0	0	0	0	0	0	0	0	0	0	0	0	0	0	0	0	0	0	0	0	0
ASQ:SE	47	7	22	15	3	0	0	40	7	0	0	0	2	0	0	0	0	5	0	0	0	0	0	0	0	0	0	0	0
DIAL-4	33	0	0	3	19	11	0	0	33	0	0	0	0	0	0	0	0	0	0	0	0	33	33	0	0	0	0	0	0
Speed DIAL-4	33	0	0	3	19	11	0	0	33	0	0	0	0	0	0	0	0	0	0	0	0	33	33	0	0	0	0	0	0
CFC #19	Child & Family Connections, Macon Co. Community Mental Health Board, 132 S Water St, Ste 604, Decatur, IL 62523 - Amy Farmer																												
BRIG	252	0	0	57	94	99	2	0	252	0	0	0	2	17	0	0	0	0	34	8	1	23	173	2	0	0	9	9	1
CFC #20	Child & Family Connections, Community Support Systems, 1901 S 4th St, Ste 209, Effingham, IL 62401 - Rita Wahl																												
BRIG	9	0	0	2	4	3	0	0	9	0	0	0	0	0	0	0	0	2	0	0	1	6	0	0	0	0	0	0	0
CFC #21	Child & Family Connections, Regional Office of Education #13, 4 Eagle Center, Ste 4, O'Fallon, IL 62269 - Terri Kampwerth																												
ASQ	123	8	14	20	46	35	0	33	90	5	0	1	1	0	0	0	0	8	0	0	0	0	77	0	4	0	6	4	0
ASQ-3	256	24	38	37	91	66	0	70	186	14	0	19	7	0	0	0	0	21	0	0	18	16	121	0	0	0	2	4	0
ASQ:SE	206	15	35	29	69	58	0	45	161	16	0	18	2	0	0	0	0	21	0	0	18	16	104	0	0	0	6	4	0
ASQ:SE-2	23	9	3	10	1	0	0	18	5	1	0	2	5	0	0	0	0	0	0	0	0	0	0	0	0	0	0	0	0
BRIG	19	0	0	5	8	7	0	0	19	0	0	1	0	5	0	0	0	0	0	0	2	7	0	0	4	0	0	0	1
DIAL-4	208	9	9	17	101	68	3	35	173	6	0	5	3	0	0	0	0	0	0	0	0	12	149	1	0	0	7	6	6
OAE	11	1	8	2	0	0	0	9	2	0	0	0	0	0	0	0	0	2	0	0	0	0	0	0	0	0	0	0	0
PLS-5	15	0	0	5	7	4	0	0	15	0	0	1	0	5	0	0	0	0	0	0	2	7	0	0	0	0	0	0	1
Speed DIAL-4	74	0	0	5	39	30	0	45	29	0	0	3	0	11	0	0	0	0	1	0	1	1	10	0	20	16	0	1	0
Vision	11	1	8	2	0	0	0	9	2	0	0	0	0	0	0	0	0	2	0	0	0	0	0	0	0	0	0	0	0
CFC #22	Child & Family Connections, Regional Office of Education #13, 660 W Noleman St, Centralia, IL 62801 - Nicole Van Hise																												
ASQ	61	11	26	24	0	0	0	1	60	0	0	0	0	0	0	0	0	60	0	0	0	0	0	0	0	0	0	0	0
ASQ-3	31	9	14	6	2	0	0	30	1	0	0	0	1	0	0	0	0	0	0	0	0	0	0	0	0	0	0	0	0
BRIG	60	11	25	24	0	0	0	0	60	0	0	0	0	0	0	0	0	60	0	0	0	0	0	0	0	0	0	0	0
BRIG-3	33	0	0	2	18	13	0	0	33	0	0	0	0	0	0	0	0	0	2	0	0	1	30	0	0	0	0	0	0

Screenings Reported by CFC/CPS/DCFS and Screening Tools Utilized / FY2023-Q1

Screening Tool	Total Screened	Screenings of Children involved with DCFS										# of Children Ages 0 to 3 Referred to										# of Children Ages 3 to 5 Referred to								
		Ages (in Months)							Not Referred	Total Referred	In Intact Family Services	Children of Teen Wards	In Foster Care	EI	LEA (ECSE)	PI (center-based)	Child Care Program	HV	Other Services	Multiple Services	Rescreening	LEA (ECSE)	PFA	HS	Child Care Program	HV	Other Services	Multiple Services	Rescreening	
		0-11	12-23	24-35	36-47	48-60	61+																							
CFC #24	Child & Family Connections, Archway, Inc., 2751 W Main, PO Box 1180, Carbondale, IL 62901-1180 - Lindsay Baskin																													
ASQ	71	17	36	18	0	0	0	71	0	11	0	5	0	0	0	0	0	0	0	0	0	0	0	0	0	0	0	0	0	0
ASQ-3	18	1	1	0	6	10	0	0	18	0	0	0	0	0	0	0	2	0	2	2	0	16	0	0	0	0	0	0	0	0
ASQ:SE-2	18	1	1	0	6	10	0	0	18	0	0	0	0	0	0	0	2	0	2	2	0	16	0	0	0	0	0	0	0	0
BRIG	71	17	36	18	0	0	0	71	0	11	0	5	0	0	0	0	0	0	0	0	0	0	0	0	0	0	0	0	0	0
BRIG-3	16	0	0	2	7	7	0	0	16	0	0	0	0	0	0	0	0	2	0	0	0	0	14	0	0	0	0	0	0	0
DIAL-4	14	0	0	0	6	8	0	0	14	0	0	0	0	0	0	0	0	0	0	0	2	12	0	0	0	0	0	0	7	
Hearing	71	17	36	18	0	0	0	71	0	11	0	5	0	0	0	0	0	0	0	0	0	0	0	0	0	0	0	0	0	0
CFC #25	Child & Family Connections, Options & Advocacy for McHenry Co., 365 Millennium Dr, Ste A, Crystal Lake, IL 60012 - Susan Beckman																													
ASQ	319	49	95	94	45	36	0	14	305	0	0	0	236	5	0	0	0	0	0	0	24	37	0	0	0	8	5	1		
ASQ-3	131	0	0	0	87	80	0	8	159	0	0	0	0	0	0	0	0	0	0	0	18	140	0	0	0	0	16	1		
ASQ:SE	64	0	8	9	28	19	0	20	44	0	0	0	1	0	0	0	0	0	0	0	7	36	0	0	0	0	0	0		
ASQ:SE-2	62	0	0	0	53	45	0	8	90	0	0	0	0	0	0	0	0	0	0	0	90	0	0	0	0	16	0			
CIP	20	0	0	0	12	8	0	8	12	0	0	0	0	0	0	0	0	0	0	0	4	8	0	0	0	0	0	0		
DIAL-4	32	0	0	3	14	13	0	0	32	0	0	0	0	4	0	0	0	0	1	0	10	14	0	0	0	1	0	1		
ESP	19	0	0	2	11	6	0	8	11	0	0	0	0	5	0	0	0	0	0	0	3	0	0	0	0	0	0	0		
PRO-3	19	0	0	2	11	6	0	8	11	0	0	0	0	5	0	0	0	0	0	0	3	0	0	0	0	0	0	0		