

TO: Kristina Doan, ISBE
Ann Freiburg, IDHS
Colleen Cunningham, IDHS
Benny Delgado, IDHS
Jillian Davis, ISBE
All CFC Managers
Andria Goss, Cook County DCFS
Davette Clark-Johnson, CPS
Kelsey Badger, Erikson Institute's DCFS Intact Program
Allison Lowe-Fotos, Ounce of Prevention Fund Carmen Garcia,
Ounce of Prevention Fund Karen Berman, Ounce of Prevention
Fund
Kayla Goldfarb, Ounce of Prevention Fund

DATE: June 27, 2023

RE: FY 2023 Q3 Developmental Screening Report

Enclosed within are Child Find developmental screening reports and maps reflecting the number of children reported as screened from January 1, 2023 through March 31, 2023 throughout the State of Illinois. Please note that IDHS County Health Department (CHD) data is *not* included. When available, it will be located at <http://www.dhs.state.il.us/page.aspx?item=33422>. We hope to reintegrate this data going forward.

TABLE OF CONTENTS

Narrative	2
Sample Form	4
Directions for Completing Form	5
Data Mappings	8
Screenings Reported by ZIP Code	14
Screenings Reported by Month	25
Screenings Reported by Agencies Represented	30
Screenings Reported by Screening Tool Utilized	33

This report, as well as reports reflecting prior years, is made publicly available on our website at <https://www.childfind-idea-il.us/Screening.aspx>. If you have any questions or concerns about the enclosed information, please feel free to reach out via the contact form on our website at <https://www.childfind-idea-il.us/Contact.aspx> or call (800) 851-6197, option 2.

Best Regards,



Denise Stricklin
Child Find Project Coordinator

Child Find Project Data Collection Mappings

Background

Since 1998, the Illinois State Board of Education (ISBE) has operated the Child Find Project (Child Find), funded through Individuals with Disabilities Education Act Part B, Preschool Discretionary funds to develop and disseminate public awareness materials to Local Education Agencies (LEAs), Special Education Cooperatives, and the Child and Family Connections (CFC) offices.

The Child Find Project, managed by a single Program Coordinator, collects data on the number and location of developmental screenings taking place across Illinois for children between 0 to 5 years of age. A developmental screening is the use of screening tools to track the development of young children across multiple domains. Child Find receives:

- Data from the 25 CFC sites across Illinois. CFCs are the system point of entry for Early Intervention under the Illinois Department of Human Services (IDHS), and are required to report data to Child Find. CFCs receive data from local school districts, with the exception of Chicago Public School (CPS) District #299, where data is reported directly to Child Find.
- Quarterly data on screenings from all health departments reporting to IDHS, which is obtained from the Cornerstone data entry system (Cornerstone).
- Department of Children and Family Services (DCFS) Cook County for children birth to five who are in care. These screenings are conducted by Erikson Institute (Erikson) /DCFS Early Childhood developmental specialists or by the DCFS Integrated Assessment program.
- Monthly data from Erikson/ DCFS Early Childhood Intact Program for Cook, Northern, Central and Southern regions. Erikson/DCFS Early Childhood developmental specialists administer developmental screenings to children ages birth through three entering the foster care system in Cook County and coordinates assessments statewide. The data is not separated by zip codes but reported by the four DCFS regions.

Through the support of the Early Learning Council, the *0-5 Child Find Screening Data Collection Form* (Data Collection Form) used by reporting entities was updated in 2016 in an effort to gather improved information on referral counts, screening tools used, type of reporting program/entity and the type of referral. Among these improvements, a new field was added to include the zip code of locations performing developmental screenings. The inclusion of this field allows for the mapping of portrays where screenings occur, identify potential gaps in reporting and referrals and make the data useful for stakeholders.

Mappings

Child Find has partnered with the Illinois Early Childhood Asset Map (IECAM) to display, through geo-mapping, where developmental screenings are occurring as reported on the Data Collection Form. Developed in 2006, IECAM is funded by ISBE and the IDHS to provide information on existing services, the demographics of young children and their families, and state resources that serve young children. Child Find provides quarterly reports to IECAM which in turn provides mappings on 0-5 Child Find Screenings:

- Total Screened by CFC region
- Total Referred by CFC region

- Total Screened by Zip Code
- Total Referred by Zip Code

Limitations and exclusions

There is no data system to support unduplicated, disaggregated child level data collection, but the addition of the zip code field draws a broader picture of screenings occurring in the state. Even with the stated improvements to the Data Collection Form, limitations remain:

- Reporting to CFCs is voluntary and reporting entities include: school districts, Local Education Agencies (LEAs), Special Education Cooperatives, Regional Offices of Education, child care providers, Head Start/Early Head Start, Home Visiting programs, Early Intervention providers, health departments, health care providers, DCFS, IDHS Family Case Management, multi-funded programs, and Women, Infants and Children.
- CFCs 8, 9, 10 and 11 serve the City of Chicago but do not conduct screening events – Chicago Public Schools (CPS) #299 coordinates all screenings in these regions. It is up to CPS to report the screenings conducted, and data is not broken down by CFC region or even zip code.
- Reporting entities submit data manually through paper forms. CFCs vary greatly in the frequency and method of reporting data to Child find: Some CFCs email forms to the Project Coordinator as forms are received and other CFCs collect forms throughout a quarter before submitting them all at once via US Mail or fax.
- Delayed reporting from entities to CFCs impacts the timeliness of data to Child Find. CFCs do not all report information to Child Find in regular intervals.
- Data collection is time consuming and complex for both reporting entities and CFCs. Data is often inconsistent and unreliable because not all relevant fields are completed and mathematical miscalculations are recorded in fields. As of May 1, 2018, Child Find is piloting an electronic data collection system with two CFCs. This system would notify reporting entities when a mistake has been entered, prompting a correction before data submission is allowed.
- IDHS does not report data on developmental screenings by zip code. Rather, quarterly Cornerstone data is reported to Child Find in an aggregate format. This constitutes a significant sector of data that cannot be mapped.
- The data is not available in real-time but delayed by at least one quarter.
- The zip code on the Data Collection Form refers to where the screening occurred, not necessarily the home zip code of the children receiving the screening.

Even with limitations, the mappings make the data transparent and provides utility for stakeholders as a quality improvement process. As state agencies, programs, and communities continue to employ developmental screenings as a tool to support children’s development and school readiness, these mappings visually display areas in the state that might be underreporting screenings and need additional supports to increase screenings and referrals. Further, the wide dissemination of the mappings raise awareness of Child Find which may lead to better reporting by both entities and CFCs. Additional fields were added to the Data Collection Form beyond the zip code and future mappings are possible in the future.

0-5 CHILD FIND SCREENING DATA COLLECTION FORM

Please refer to the directions when completing this form.

SECTION I: IDENTIFYING INFORMATION

Current Date: _____	Month/Year of Screenings: _____	CFC Submitting Form: _____
Name of Screening Agency: _____		
Type of Program/Entity ¹ : _____	Zip Code of Locations of Screenings: _____	
Screening Tool(s) used: _____		
Contact Person's Name: _____	Phone Number: _____	
Email Address: _____		

If the screening was part of a shared screening event, please check the following box: ☐

SECTION II: SCREENING INFORMATION

Report Totals								
Total Children Screened	Age 0-11 months	Age 12-23 months	Age 24-35 months	Age 36-47 months	Age 48-60 months	Age 61+ months	Not Referred	Total Referred

Screenings of Children involved with DCFS		
# of Children in Intact Family Services Screened	# of Children of Teen Wards Screened	# of Children in Foster Care Screened

SECTION III: SCREENING RESULTS – REFERRAL COUNTS²

Report Totals for Children Ages 0 – 35 Months								
# Referred to EI	# Referred to LEA (ECSE)	# Referred to EHS	# Referred to PI (center-based)	# Referred to Child Care Program	# Referred to HV	# Referred to Other Services	# Referred to Multiple Services	# Referred for Rescreening

Report Totals for Children Ages 36 – 60 Months							
# Referred to LEA (ECSE)	# Referred to PFA	# Referred to HS	# Referred to Child Care Program	# Referred to HV	# Referred to Other Services	# Referred to Multiple Services	# Referred for Rescreening

Please fax or email completed form(s) by _____ (insert timeframe) to your local Child and Family Connections (CFC) office at the following contact information: _____.

You may find your local CFC office by going to the Illinois Department of Human Services office locator at www.dhs.state.il.us. If you have questions regarding this form, please contact the Child Find Project at 1-800-851-6197.

¹ Child Care Provider (CC), Head Start/Early Head Start (HS/EHS), Home Visiting (HV), Multi-Funded Program (MFP), Child and Family Connections (CFC), School District or Local Education Agency (LEA), Early Intervention (EI) Provider, Health Department (HD), Health Care Provider (HC), Women, Infants and Children (WIC), Illinois Department of Children and Family Services (DCFS) or Family Case Management (FCM).

² The following are abbreviations used in SECTION III: EI = Early Intervention; EHS = Early Head Start; PI = Prevention Initiative; HV = Home Visiting; PFA = Preschool for All; and HS = Head Start.

DIRECTIONS FOR COMPLETING 0-5 CHILD FIND SCREENING, REPORTING AND DATA COLLECTION FORM

The Illinois State Board of Education (ISBE) operates the Child Find Project (the “Project”). The Project is funded through IDEA Part B, Preschool Discretionary funds to develop and disseminate public awareness materials to Local Education Agencies (LEAs), Special Education Cooperatives, and the Child and Family Connections (CFC) offices. One activity of the Project is to collect data on the number and location of developmental screenings taking place across the State of Illinois for children between 0 and 5 years of age. The purpose of the 0-5 Child Find Screening, Reporting and Data Collection Form (the “Form”) is the collection of said data by the Project. If your program administers developmental screenings, you should report screening data to the Project using the Form. This applies to developmental screenings only and not to other types of screenings, such as those for vision or hearing. Agencies are required to complete each section of the Form.

The following are certain definitions that may be useful when completing the Form:

Health Department – A certified public health department of a county or the City of Chicago that strives to meet the public health needs of its jurisdiction.

Health Care Provider – A primary care physician, clinic, etc.

Home Visiting – A voluntary program serving pregnant women and children up to the age of 5 that promotes positive parenting practices and builds healthy parent-child relationships, which makes them an essential strategy for reducing child abuse and neglect, improving health outcomes for mothers and children, and increasing school readiness. Home visiting services use evidence-based, intensive, outcome-driven models that promote parent-child attachment; provide developmental screening, monitoring, and referrals; and provide linkages to community resources and services. Additional information pertaining to home visiting in Illinois can be found at <http://www.igrowillinois.org/>.

Multi-Funded Program – A program receiving separate funds from two or more program funding streams that are integrated or blended in order to pay for total program expenditures.

SECTION I: IDENTIFYING INFORMATION

This information allows the tracking of locations of screenings that occur, what programs or entities are involved in screenings, at what frequency screenings occur in a particular area, and who participates in screening activities.

Current Date – Insert the date the screening form is completed.

Month/Year of Screening – For cumulative reporting, insert the month and year the screenings took place.

CFC Submitting Form – CFCs should insert their CFC #, if a CFC is submitting a completed form.

Name of Screening Agency – Insert the name of the agency or provider undertaking the screening. Please note that such an agency or provider may include, but is not limited to, the following: Child Care Provider (CC); Head Start/Early Head Start (HS/EHS); Home Visiting (HV); Multi-Funded Program (MFP); Child and Family Connections (CFC); School District or Local Education Agency (LEA); Early Intervention (EI) Provider; Health Department (HD); Health Care Provider (HC); Women, Infants and

Children (WIC); Illinois Department of Children and Family Services (DCFS); or Family Case Management (FCM).

This information is gathered for data collection purposes only. If the screening is a joint effort between two or more CFCs or two or more school districts, indicate all CFCs and school districts involved in the joint effort, in order to show the area in which screenings are taking place. If a joint screening takes place with a CFC and a school district, the screenings will be attributed to the CFC or school district based on the ages of the children screened. Separate reports may be submitted if easier on reporting entities.

Type of Program/Entity – Insert the type of program or entity that describes the Screening Agency. Options include the following: Child Care Provider (CC); Head Start/Early Head Start (HS/EHS); Home Visiting (HV); Multi-Funded Program (MFP); Child and Family Connections (CFC); School District or Local Education Agency (LEA); Early Intervention (EI) Provider; Health Department (HD); Health Care Provider (HC); Women, Infants and Children (WIC); Illinois Department of Children and Family Services (DCFS); or Family Case Management (FCM).

Zip Code of the Locations of Screenings – Identify the zip code of the location of the screening event. One form should be submitted per event, as such, only one zip code should be entered here.

Screening Tool – Identify name of Developmental Screening tool(s) administered (e.g., ASQ3, ASQ-SE, DIAL, Brigance, other) by listing all that apply on the Form. Do not include other screenings performed such as Vision, Hearing, etc.

Contact Person (Name, Phone Number and Email Address) – Insert the name, telephone number and email address of the individual in charge of the screening session.

Name of Agency – List agency(ies) or individual provider(s) conducting the screening activity(ies), if screening event is community-wide or a joint-effort.

SECTION II: SCREENING INFORMATION

This information allows the tracking of the number of children screened and their age at the time of screening. Please note that the data for Section II refers to the total number of children screened (and is not separated out by zip codes as in Section I above).

Total Children Screened – Total number of children screened during event of cumulative monthly report.

Age 0-61+ Months – In the appropriate box, indicate the number of children by age who were screened.

Not Referred – Children who were screened but no referral was needed.

Total Referred – Children who were screened and a referral was needed.

The “Total Children Screened” count in Section II of the Form should equal the number of children referred *plus* the number of children not referred.

For purposes of the Form, a **Referral** occurs when a provider completes a screening and provides

information on how to connect families to a service provider that can meet the child and family's needs as indicated on the screening. Guidance on *referring families* may be found at the websites for (i) ExceleRate Illinois (including, the following link: <http://www.exceleRateillinoisproviders.com/docman/resources/91-three-steps-to-screening/file>) and (ii) U.S. Department of Health and Family Services—Office of Administration for Children and Families for *Birth to 5: Watch Me Thrive!* (including, the following link: https://www.acf.hhs.gov/sites/default/files/ece/ece_providers_guide_march2014.pdf)

For purposes of data related to the screenings of children involved with DCFS (which is collected in the second table in Section II), please note the following:

of Children in Intact Family Services Screened – refers to the number of children screened who are involved with DCFS but are not in DCFS protective custody and are residing with their families as part of DCFS's Intact Families program.

of Children of Teen Wards Screened – refers to the number of children screened whose parents are wards of DCFS.

of Children in Foster Care Screened – refers to the number of children screened who are in DCFS care and residing with a foster family.

SECTION III: SCREENING RESULTS – REFERRAL COUNTS

The information submitted here allows the tracking of referrals made for children ages 0-35 months and 36-50 months.

Indicate the number of children referred for further evaluation in the appropriate referral count box identified. If a referral type is not listed, please indicate the name of the agency(ies) receiving referral(s) and the number of children involved. Please note that the numbers used in Section III will overlap and will not always match-up to the number used in the category of "Total Referred" in Section II above.

Referred to Other Services – Indicate the number of children referred to community based programs/agencies (i.e., speech, hearing, vision).

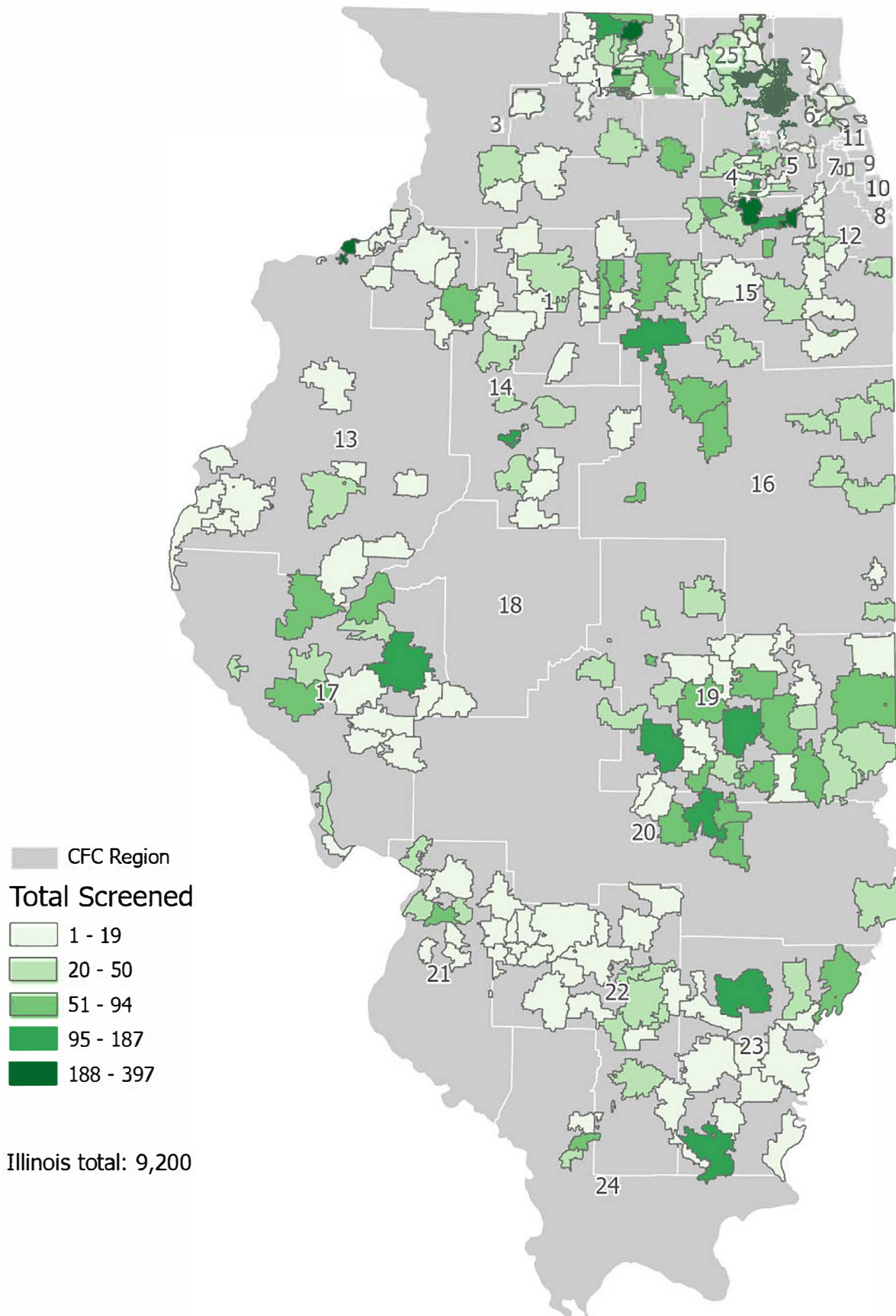
Referred for Rescreening – Indicate the number of children who did not score a concern on the screening, but are determined to benefit from a repeat screening at a later date (due to parent report of functioning variance, unable to screen, other concerns screener may have, etc.).

Referred to Multiple Services – If more than one of the other categories in this Section III has been checked, then also check "Referred for Multiple Services". *Please note that some children may be referred to multiple services and we want to know how many children present like that.*

Please **fax or email** completed reports to the local Child and Family Connections (CFC) office, attention Local Interagency Council (LIC) Coordinator. The LIC Coordinator is responsible for collecting all 0-5 Screening Collection forms relating to screening activities for children 0-5 years of age occurring in the service area. These reports are forwarded monthly to the State's Child Find Project Coordinator for statewide analysis and data compilation.

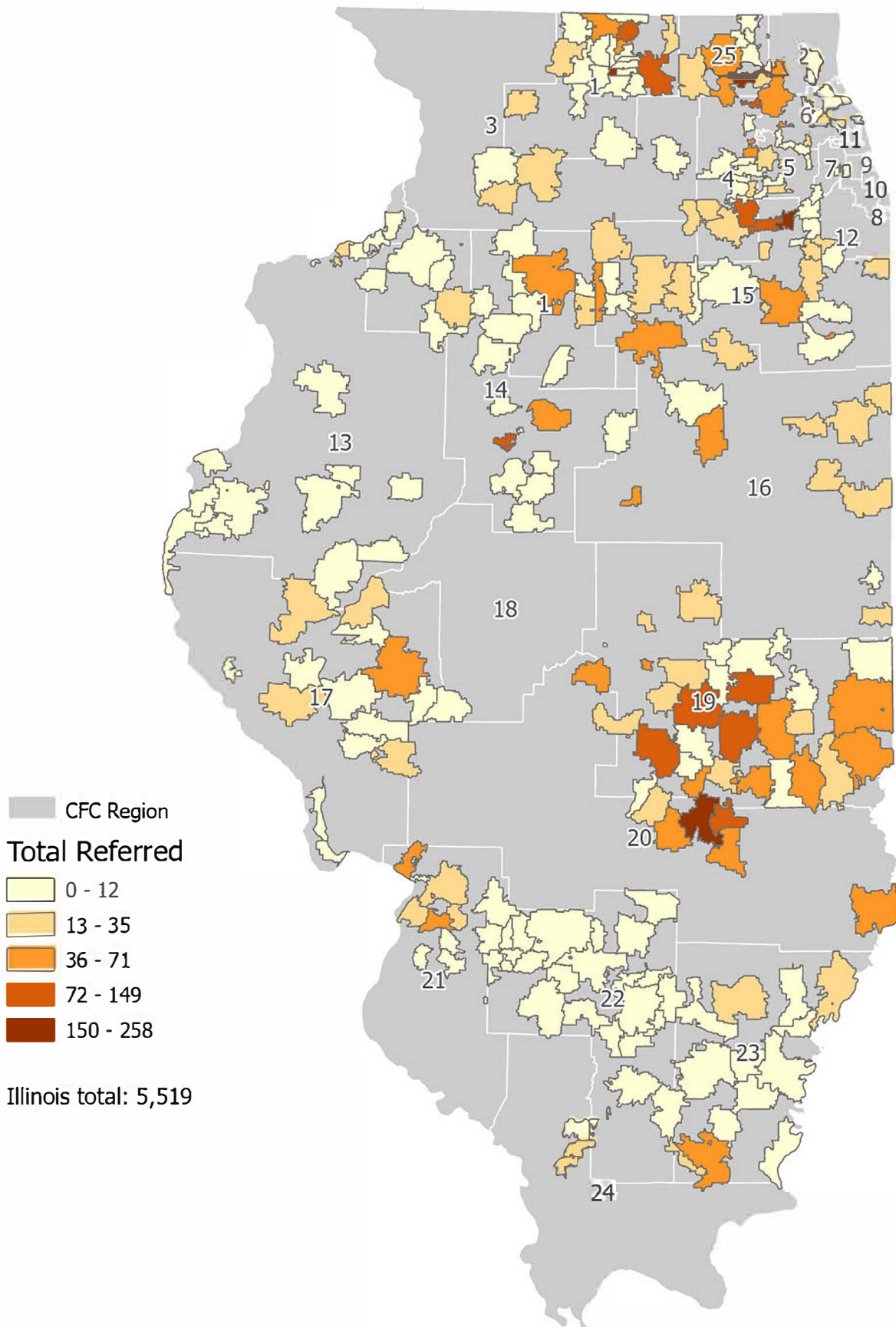
Child Find Screening FY2023, Q3

Total children birth through 5 years old screened, zip code



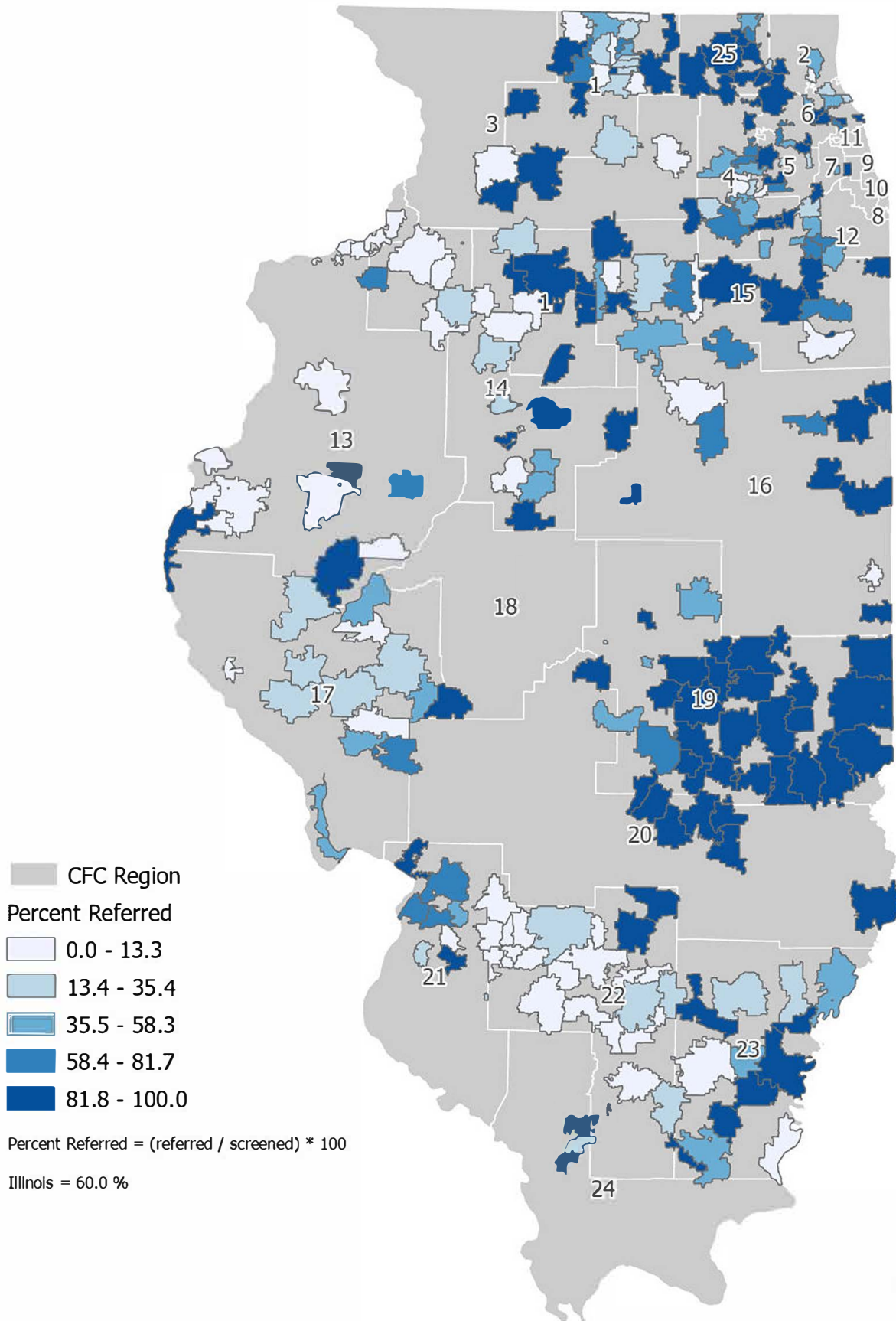
Child Find Screening FY2023, Q3

Total children birth through 5 years old referred, zip code



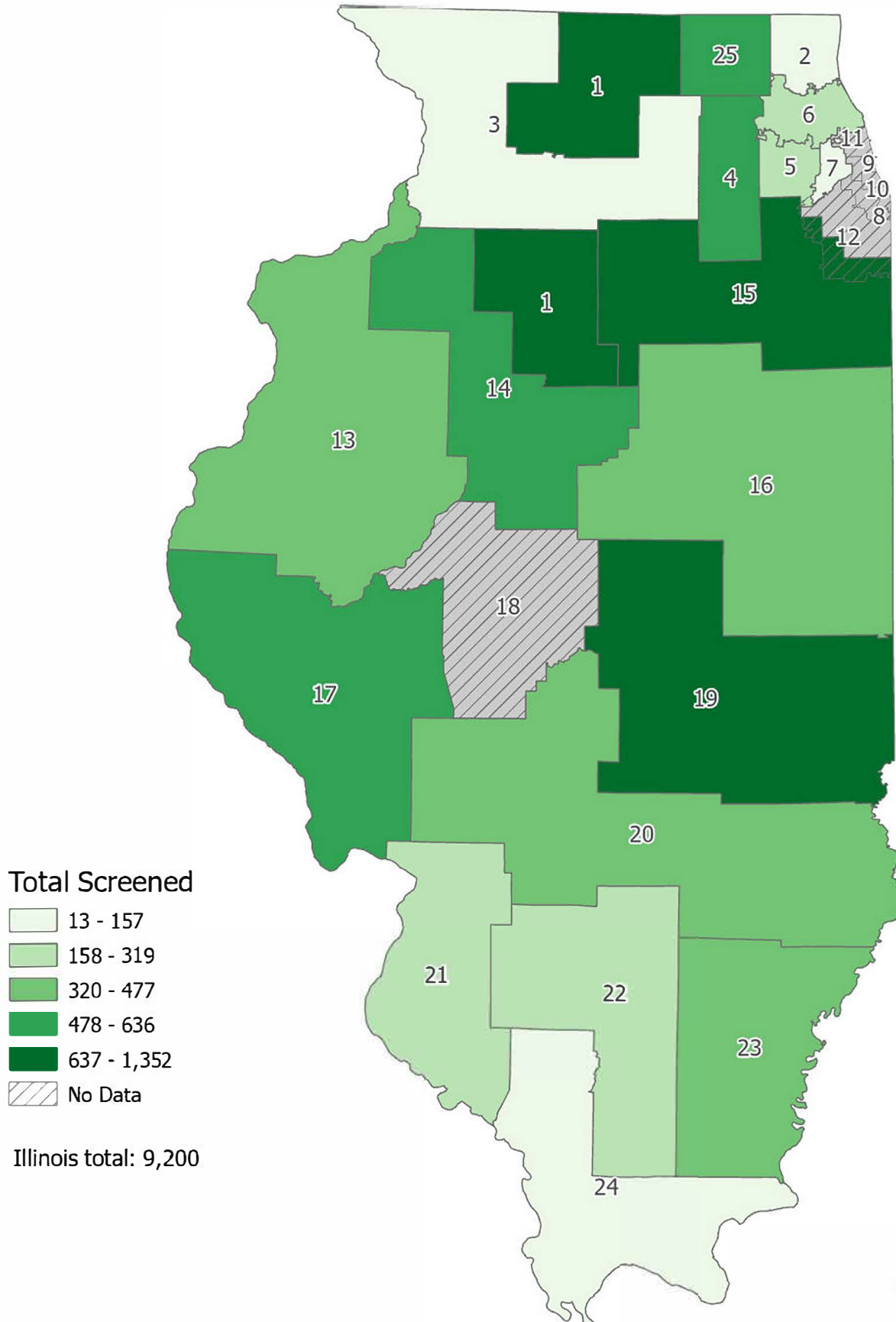
Child Find Screening FY2023, Q3

Percent children referred, zip code



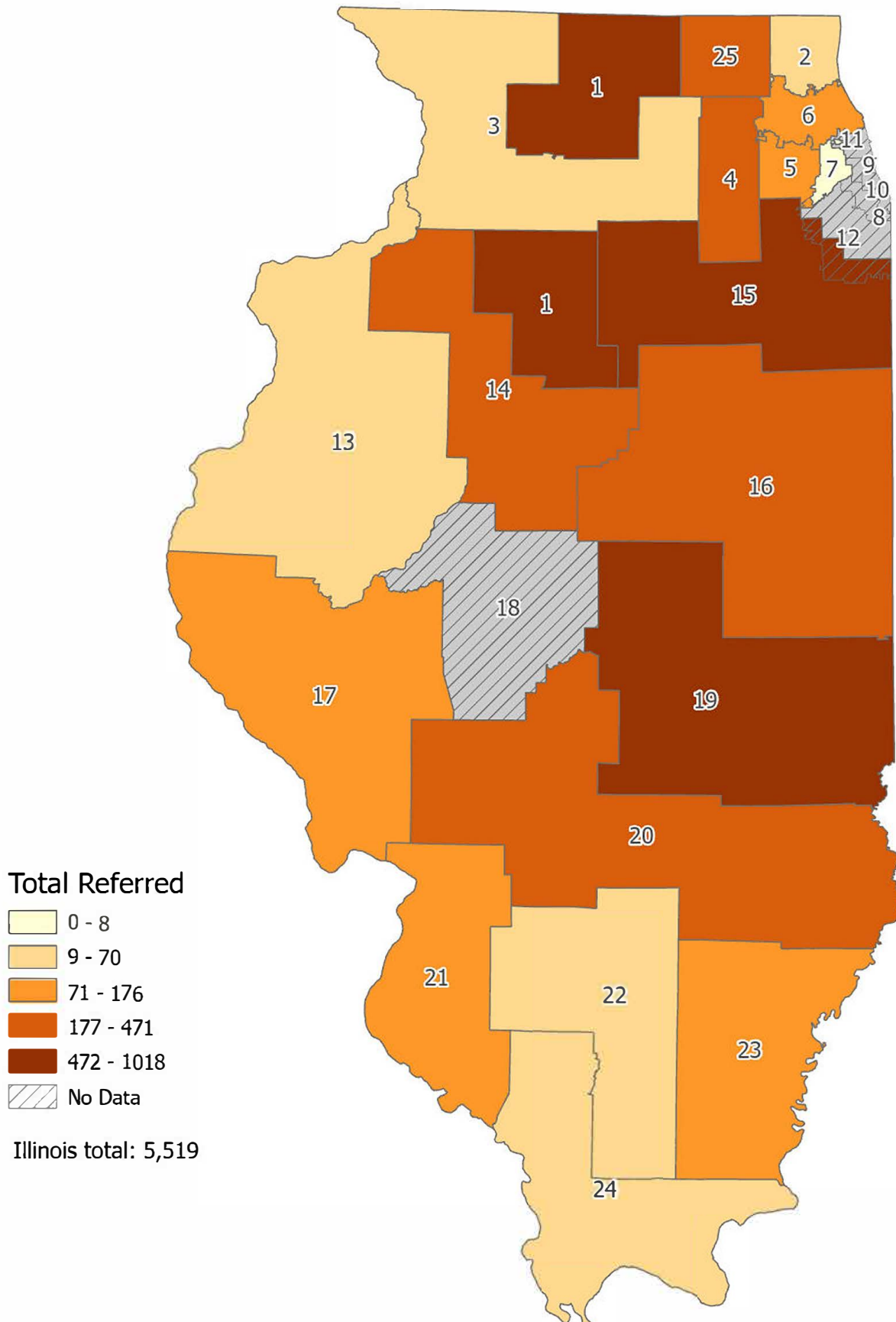
Child Find Screening FY2023, Q3

Total children birth through 5 screened, CFC region



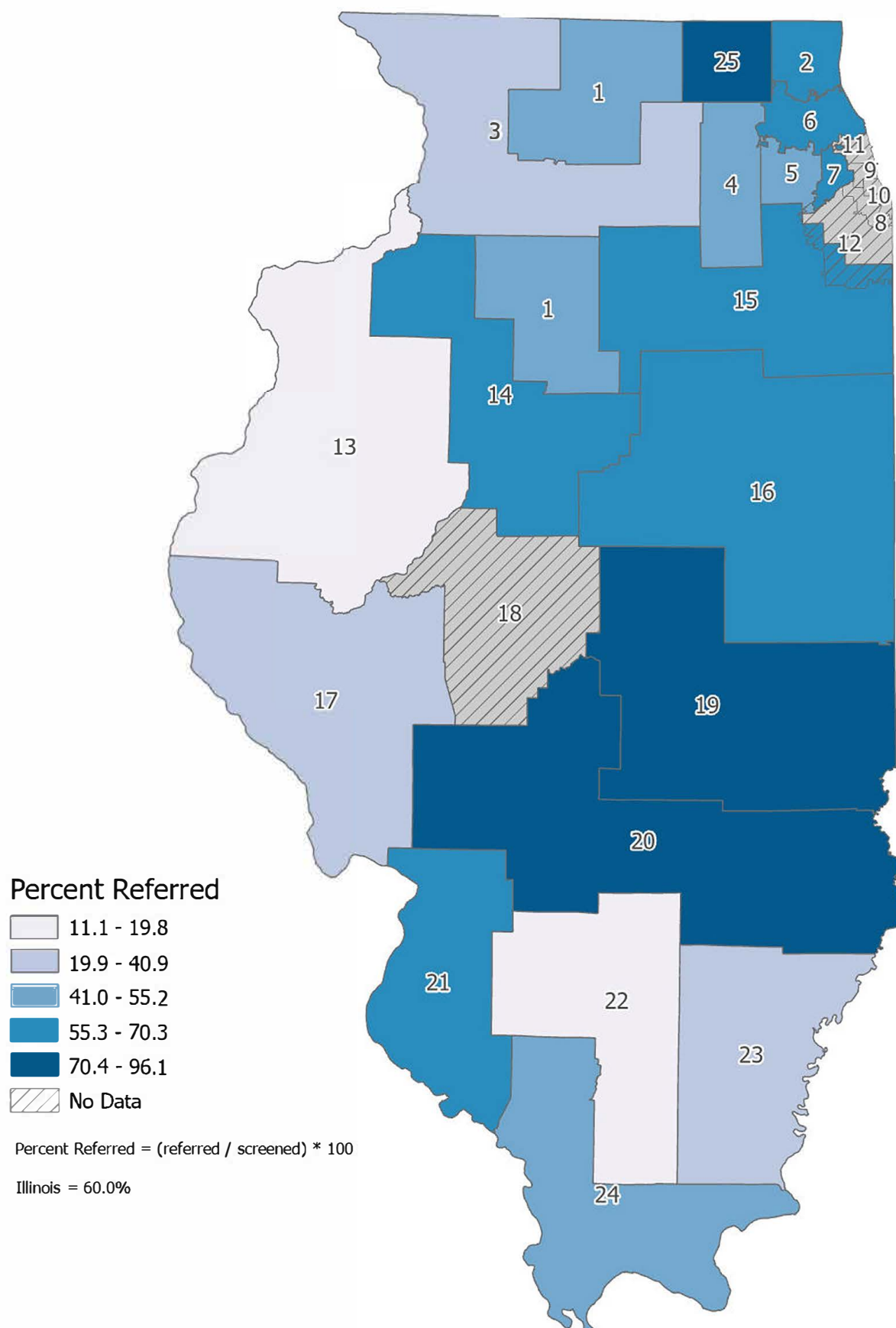
Child Find Screening FY2023, Q3

Total children birth through 5 referred, CFC region



Child Find Screening FY2023, Q3

Percent children referred, CFC region



Screenings Reported by CFC/CPS/DCFS and ZIP / FY2023 Q3

Zip Code	Total Screened	Ages (in Months)							Not Referred	Total Referred	Screenings of Children involved with DCFS			# of Children Ages 0 to 3 Referred to										# of Children Ages 3 to 5 Referred to								Sub-Totals																																																																																																																																																																																																																																																																																																																																																																																																																																																																																																																																																																																																																																																																																																																																																																																																																																																																																																																																																																																																																																																																																																																																																																																																																																																																																																																																														
											In Intact Family Services	Children of Teen Wards	In Foster Care	LEA EI	PI (ECSE)	Child Care Program	Other HV	Multiple Services	Rescreening	LEA (ECSE)	PFA	HS	Child Care Program	Other HV	Multiple Services	Rescreening	Ages 0-35 mos.	Ages 36-61+ mos.																																																																																																																																																																																																																																																																																																																																																																																																																																																																																																																																																																																																																																																																																																																																																																																																																																																																																																																																																																																																																																																																																																																																																																																																																																																																																																																																																		
		0-11	12-23	24-35	36-47	48-60	61+																																																																																																																																																																																																																																																																																																																																																																																																																																																																																																																																																																																																																																																																																																																																																																																																																																																																																																																																																																																																																																																																																																																																																																																																																																																																																																																																																																							

Screenings Reported by CFC/CPS/DCFS and ZIP / FY2023 Q3

Zip Code	Total Screened	Screenings of Children involved with DCFS																										# of Children Ages 0 to 3 Referred to										# of Children Ages 3 to 5 Referred to										Sub-Totals	
		Ages (in Months)						Not Referred	Total Referred	In Intact Family Services	Children of Teen Wards	In Foster Care	EI	LEA (ECSE)	PI (center-based)	Child Care Program	HV	Other Services	Multiple Services	Rescreening	LEA (ECSE)	PFA	HS	Child Care Program	HV	Other Services	Multiple Services	Rescreening	Ages 0-35 mos.	Ages 36-61+ mos.																			
61379	1	0	0	1	0	0	0	0	1	0	0	0	0	0	0	0	0	1	0	0	0	0	0	0	0	0	0	0	1	0																			
61537	0	0	0	0	0	0	0	0	0	0	0	0	0	0	0	0	0	0	0	0	0	0	0	0	0	0	0	0	0	0																			
61540	9	0	0	1	4	4	0	0	9	0	0	0	0	0	0	0	0	1	0	0	2	6	0	0	0	0	0	0	1	8																			
TOTAL	1352	67	92	177	488	379	149	661	691	27	14	22	30	13	0	3	5	8	9	2	37	81	399	33	4	0	81	202	212	336	1016																		

CFC #02 Child & Family Connections, Lake County Health Department, 3010 Grand Ave, 2nd Floor, Waukegan, IL 60085 - Donna Musser

60015	14	0	0	0	7	5	2	10	4	0	0	0	0	0	0	0	0	0	0	0	4	0	0	0	0	0	0	0	0	14
60048	12	0	0	0	6	5	1	5	7	0	0	0	0	0	0	0	0	0	0	0	0	0	0	0	0	7	0	0	12	
60061	9	0	0	2	6	1	0	8	1	0	0	0	0	1	0	0	0	0	0	0	0	0	0	0	0	0	0	2	7	
60084	66	0	0	0	34	32	0	8	58	0	0	0	0	0	0	0	0	0	0	0	0	38	0	0	0	20	0	0	66	
TOTAL	101	0	0	2	53	43	3	31	70	0	0	0	0	1	0	0	0	0	0	0	4	38	0	0	0	27	0	0	2	99

CFC #03 Child & Family Connections, Regional Office of Education for Carroll, Jo Daviess, & Stephenson Co., 27 S State Ave, Ste 101, Freeport, IL 61032 - Angela Hodges

60115	83	75	6	2	0	0	0	76	7	0	0	0	7	0	0	0	0	0	0	0	0	0	0	0	0	0	0	0	83	0
60548	21	0	0	2	10	9	0	2	19	0	0	0	0	0	0	0	0	0	0	0	19	0	0	0	0	0	0	0	2	19
61021	14	0	0	0	10	4	0	0	14	0	0	2	0	0	0	0	0	0	0	0	0	14	0	0	0	0	0	0	0	14
61071	14	0	0	0	8	5	1	0	14	0	0	0	0	0	0	0	0	0	0	0	2	12	0	0	0	0	0	0	0	14
61081	25	4	14	5	2	0	0	24	1	1	0	0	1	0	0	0	0	0	0	0	0	0	0	0	0	0	0	0	23	2
TOTAL	157	79	20	9	30	18	1	102	55	1	0	2	8	0	0	0	0	0	0	0	21	26	0	0	0	0	0	0	108	49

CFC #04 Child & Family Connections, DayOne PACT, 1551 E Fabyan Pkwy, Geneva, IL 60134 - Ellana Mavromatis

60110	89	0	0	0	51	38	0	7	82	0	0	0	0	0	0	0	0	0	0	0	7	61	0	0	0	12	2	0	0	89
60119	20	0	0	3	13	3	1	11	9	0	0	1	0	0	0	0	0	0	0	1	8	0	0	0	0	0	0	0	3	17
60123	2	0	0	0	2	0	0	0	2	0	0	0	0	0	0	0	0	0	0	0	0	2	0	0	0	0	0	0	0	2
60134	16	0	0	0	14	1	1	5	11	0	0	0	0	0	0	0	0	0	0	0	11	0	0	0	0	0	0	1	0	16
60174	67	0	0	2	44	19	2	16	51	0	0	0	0	0	0	0	0	0	0	0	28	18	0	0	0	0	0	5	2	65
60504	2	0	2	0	0	0	0	2	0	0	0	0	0	0	0	0	0	0	0	0	0	0	0	0	0	0	0	0	2	0
60505	150	37	41	66	6	0	0	118	32	0	0	0	2	0	0	0	0	30	0	0	0	0	0	0	0	0	0	0	144	6
60506	27	8	12	7	0	0	0	24	3	0	0	0	3	0	0	0	0	0	0	0	0	0	0	0	0	0	0	0	27	0
60510	21	0	0	2	6	11	2	10	11	0	0	0	0	1	0	0	0	0	0	0	10	0	0	0	0	0	0	0	2	19
60538	5	0	1	4	0	0	0	3	2	0	0	0	2	0	0	0	0	0	0	0	0	0	0	0	0	0	0	0	5	0
60540	1	1	0	0	0	0	0	1	0	0	0	0	0	0	0	0	0	0	0	0	0	0	0	0	0	0	0	0	1	0

Screenings Reported by CFC/CPS/DCFS and ZIP / FY2023 Q3

Zip Code	Total Screened	Screenings of Children involved with DCFS										# of Children Ages 0 to 3 Referred to										# of Children Ages 3 to 5 Referred to								Sub-Totals	
		Ages (in Months)						Not Referred	Total Referred	In Intact Family Services	Children of Teen Wards	In Foster Care	EI	LEA (ECSE)	PI (center-based)	Child Care Program	HV	Other Services	Multiple Services	Rescreening	LEA (ECSE)	PFA	HS	Child Care Program	HV	Other Services	Multiple Services	Rescreening	Ages 0-35 mos.	Ages 36-61+ mos.	
		0-11	12-23	24-35	36-47	48-60	61+																								
60542	8	5	1	2	0	0	0	7	1	0	0	0	1	0	0	0	0	0	0	0	0	0	0	0	0	0	0	0	8	0	
60543	138	3	2	0	89	37	7	66	72	0	0	0	0	0	0	0	0	0	0	0	17	81	0	0	0	0	41	13	5	133	
60545	56	1	1	1	37	14	2	37	19	0	0	0	1	0	0	0	0	0	0	0	4	7	0	0	0	0	0	9	3	53	
60560	33	0	0	1	18	14	0	10	23	0	0	0	0	0	0	0	0	0	0	0	0	18	0	0	0	0	0	12	1	32	
60563	1	0	0	1	0	0	0	0	1	0	0	0	0	0	0	0	1	0	0	0	0	0	0	0	0	0	0	0	1	0	
TOTAL	636	55	60	89	280	137	15	317	319	0	0	1	9	1	0	0	0	31	0	0	1	85	187	0	0	0	12	43	40	204	432

CFC #05 Child & Family Connections, DayOne PACT, 550 Warrenville Rd, Ste 100B, Lisle, IL 60532 - Marianne McGuire

60101	10	0	0	0	8	1	1	0	10	0	0	0	0	0	0	0	0	0	0	0	10	0	0	0	0	0	0	0	10		
60108	15	0	0	4	8	2	1	7	8	0	0	0	0	0	0	0	0	0	0	7	0	0	0	0	0	0	1	4	11		
60133	15	0	0	0	6	9	0	5	10	0	0	0	0	0	0	0	0	0	1	9	0	0	0	0	0	0	0	0	15		
60181	7	0	0	3	4	0	0	5	2	0	0	0	0	1	0	0	0	0	1	0	0	0	0	0	0	0	3	4			
60185	36	0	0	13	15	8	0	0	6	0	0	0	0	4	0	0	0	13	4	0	0	24	2	0	0	0	0	13	23		
60187	91	0	0	22	50	15	4	72	19	0	0	0	0	1	0	0	0	0	13	0	0	0	0	0	5	1	1	22	69		
60191	16	0	0	0	11	2	3	0	16	0	0	0	0	0	0	0	0	0	0	13	0	0	0	0	2	0	1	0	16		
60439	3	0	0	0	3	0	0	2	1	0	0	0	0	0	0	0	0	0	0	1	0	0	0	0	0	0	0	0	3		
60527	11	0	0	0	7	3	1	1	10	1	0	0	0	0	0	0	0	0	3	0	0	0	0	0	7	0	0	0	11		
60540	25	9	4	11	1	0	0	8	17	0	0	0	1	0	0	0	0	14	1	0	0	1	0	0	0	0	0	24	1		
NONE	24	0	0	3	14	7	0	0	24	0	0	0	0	3	0	0	0	2	2	0	0	21	0	0	0	0	0	3	21		
TOTAL	253	9	4	56	127	47	10	100	123	1	0	0	1	9	0	0	0	14	16	6	0	25	79	2	0	0	14	1	3	69	184

CFC #06 Child & Family Connections, Clearbrook, 1835 W Central Rd, Arlington Heights, IL 60005 - Jason Tietz

60004	41	0	0	20	13	6	2	20	21	0	0	0	0	15	0	0	0	0	0	0	6	0	0	0	0	0	0	0	20	21
60016	29	0	0	2	15	11	1	1	28	0	0	0	0	2	0	0	0	0	0	0	2	24	0	0	0	0	0	0	2	27
60022	23	0	0	1	8	10	4	18	5	0	0	0	0	0	0	0	0	0	0	4	0	0	0	0	4	0	2	1	22	
60053	19	0	0	1	10	3	5	0	19	0	0	0	0	0	0	0	0	1	0	0	9	0	0	0	0	9	0	0	1	18
60056	8	0	0	0	2	3	3	0	8	0	0	0	0	0	0	0	0	0	0	3	3	0	0	0	2	0	0	0	8	
60062	10	0	0	1	2	5	2	3	4	0	0	0	1	0	0	0	0	0	0	2	0	0	0	0	0	0	3	1	9	
60091	0	0	0	0	0	0	0	0	0	0	0	0	0	0	0	0	0	0	0	0	0	0	0	0	0	0	0	0	0	
60194	64	1	2	1	40	18	2	24	40	0	0	0	0	0	0	0	0	3	0	0	0	36	0	0	0	2	1	0	4	60
60201	7	0	0	1	2	3	1	0	7	0	0	0	0	0	0	0	0	0	0	1	3	0	0	0	0	2	0	1	1	6

Screenings Reported by CFC/CPS/DCFS and ZIP / FY2023 Q3

Zip Code	Total Screened	Ages (in Months)							Not Referred	Total Referred	Screenings of Children involved with DCFS			# of Children Ages 0 to 3 Referred to								# of Children Ages 3 to 5 Referred to								Sub-Totals		
		0-11	12-23	24-35	36-47	48-60	61+	In Intact Family Services			Children of Teen Wards	In Foster Care	EI	LEA (ECSE)	PI (center-based)	Child Care Program	HV	Other Services	Multiple Services	Rescreening	LEA (ECSE)	PFA	HS	Child Care Program	HV	Other Services	Multiple Services	Rescreening	Ages 0-35 mos.	Ages 36-61+ mos.		
60714	25	0	0	12	4	6	3	9	16	0	0	0	0	12	0	0	0	0	0	0	0	4	0	0	0	0	0	0	2	12	13	
TOTAL	226	1	2	39	96	65	23	75	148	0	0	0	0	1	29	0	0	0	0	4	0	1	33	63	0	0	0	19	1	8	42	184

CFC #07 Child & Family Connections, Suburban Access, Inc, One Westbrook Corporate Ctr, Ste 640, Westchester, IL 60154 - Jo Ann Alferink

60546	10	0	0	2	4	2	2	5	5	0	0	0	0	0	0	0	0	0	0	0	5	0	0	0	0	0	0	0	2	8
60804	4	2	0	1	1	0	0	0	3	0	0	0	2	0	0	0	0	0	0	0	1	0	0	0	0	0	0	0	3	1
TOTAL	14	2	0	3	5	2	2	5	8	0	0	0	2	0	0	0	0	0	0	0	6	0	0	0	0	0	0	0	5	9

CFC #13 Child & Family Connections, Regional Office of Education #26, 130 S Lafayette St, Ste 200, Macomb, IL 61455 - Chuck Farr

61201	396	259	121	17	0	0	0	366	31	0	0	0	28	0	0	0	0	0	3	0	0	0	0	0	0	0	0	0	397	0	
61232	1	0	0	1	0	0	0	1	0	0	0	0	0	0	0	0	0	0	0	0	0	0	0	0	0	0	0	0	1	0	
61244	2	0	1	1	0	0	0	2	0	0	0	0	0	0	0	0	0	0	0	0	0	0	0	0	0	0	0	0	2	0	
61265	4	3	0	1	0	0	0	4	0	0	0	0	0	0	0	0	0	0	0	0	0	0	0	0	0	0	0	0	4	0	
61275	2	1	1	0	0	0	0	2	0	0	0	0	0	0	0	0	0	0	0	0	0	0	0	0	0	0	0	0	2	0	
61422	12	0	0	2	9	1	0	1	11	0	0	1	0	0	0	0	0	0	0	0	0	2	9	0	0	0	0	0	2	10	
61427	3	0	0	3	0	0	0	1	2	0	0	0	2	0	0	0	0	0	0	0	0	0	0	0	0	0	0	0	3	0	
61455	24	11	8	5	0	0	0	24	0	2	0	5	0	0	0	0	0	0	0	0	0	0	0	0	0	0	0	0	24	0	
61462	10	2	1	1	4	2	0	9	1	0	0	0	0	0	0	0	0	0	0	0	0	0	0	0	0	0	0	1	4	6	
61501	4	0	2	2	0	0	0	4	0	0	0	0	0	0	0	0	0	0	0	0	0	0	0	0	0	0	0	0	4	0	
62313	1	0	1	0	0	0	0	1	0	0	0	0	0	0	0	0	0	0	0	0	0	0	0	0	0	0	0	0	1	0	
62321	3	0	1	1	1	0	0	3	0	0	0	0	0	0	0	0	0	0	0	0	0	0	0	0	0	0	0	0	2	1	
62341	3	0	1	2	0	0	0	3	0	0	0	1	0	0	0	0	0	0	0	0	0	0	0	0	0	0	0	0	3	0	
62358	1	0	0	1	0	0	0	1	0	0	0	0	0	0	0	0	0	0	0	0	0	0	0	0	0	0	0	0	1	0	
62379	4	0	1	2	1	0	0	0	4	0	0	0	0	0	0	0	0	0	0	0	0	4	0	0	0	0	0	0	3	1	
62681	4	0	0	0	4	0	0	0	4	0	0	0	0	0	0	0	0	0	0	0	0	4	0	0	0	0	0	0	0	4	
NONE	2	0	2	0	0	0	0	2	0	0	0	2	0	0	0	0	0	0	0	0	0	0	0	0	0	0	0	0	2	0	
TOTAL	476	276	140	39	19	3	0	424	53	2	0	9	30	0	0	0	0	0	3	0	0	2	17	0	0	0	0	0	1	455	22

CFC #14 Child & Family Connections, 3000 W Rohmann Ave., West Peoria, IL 61604 - Michelle Harr

61235	1	1	0	0	0	0	0	1	0	0	0	0	0	0	0	0	0	0	0	0	0	0	0	0	0	0	0	0	1	0
61254	2	1	1	0	0	0	0	2	0	0	0	0	0	0	0	0	0	0	0	0	0	0	0	0	0	0	0	0	2	0
61258	1	0	1	0	0	0	0	1	0	0	0	0	0	0	0	0	0	0	0	0	0	0	0	0	0	0	0	0	1	0

Screenings Reported by CFC/CPS/DCFS and ZIP / FY2023 Q3

Zip Code	Total Screened	Ages (in Months)						Not Referred	Total Referred	Screenings of Children involved with DCFS			# of Children Ages 0 to 3 Referred to								# of Children Ages 3 to 5 Referred to								Sub-Totals																																																																																																																																																																																																																																																																																																																																																																																																																																																																																																																																																																																																																																																																																																																																																																																																																																																																																																																																																																																																																																																																																																																																																																																																																																																																																																																																																																																																																																																																																																																																																						
										In Intact Family Services	Children of Teen Wards	In Foster Care	LEA (ECSE)	EHS	PI (center-based)	Child Care Program	HV	Other Services	Multiple Services	Rescreening	LEA (ECSE)	PFA	HS	Child Care Program	HV	Other Services	Multiple Services	Rescreening	Ages 0-35 mos.	Ages 36-61+ mos.																																																																																																																																																																																																																																																																																																																																																																																																																																																																																																																																																																																																																																																																																																																																																																																																																																																																																																																																																																																																																																																																																																																																																																																																																																																																																																																																																																																																																																																																																																																																																					
		0-11	12-23	24-35	36-47	48-60	61+																																																																																																																																																																																																																																																																																																																																																																																																																																																																																																																																																																																																																																																																																																																																																																																																																																																																																																																																																																																																																																																																																																																																																																																																																																																																																																																																																																																																																																																																																																																																																																												

CFC #15 Child & Family Connections, Services of Will, Grundy, & Kankakee Counties, Inc., 2300 Glenwood Ave, Joliet, IL 60435 - Rachel Cimino

60404	66	0	0	4	32	28	2	32	34	1	0	0	0	0	0	0	0	0	0	0	4	29	0	0	0	0	0	1	4	62
60408	18	0	0	3	8	6	1	0	18	1	0	0	0	0	0	0	0	0	0	0	6	12	0	0	0	0	0	0	3	15
60417	24	0	0	0	17	5	2	0	24	0	0	0	0	0	0	0	0	0	0	0	9	13	0	0	0	0	0	2	0	24
60423	10	0	0	0	10	0	0	6	4	0	0	0	0	0	0	0	0	0	0	0	0	1	0	0	0	3	0	0	0	10
60432	7	1	1	0	2	3	0	3	4	0	0	0	0	0	0	0	0	0	0	0	4	0	0	0	0	0	0	2	5	
60442	16	0	0	1	8	7	0	1	15	0	0	0	0	1	0	0	0	0	0	0	1	11	0	0	0	2	0	0	1	15
60446	258	0	0	0	168	80	10	0	258	0	0	0	0	0	0	0	0	0	0	0	8	180	0	0	0	0	0	70	0	258
60448	25	0	0	2	15	8	0	7	18	0	0	0	0	0	1	0	0	0	0	0	0	7	0	0	0	0	0	9	2	23
60450	12	0	0	0	6	5	1	1	11	0	0	1	0	0	0	0	0	0	0	0	7	3	0	0	0	0	0	1	0	12
60451	36	0	0	0	24	8	4	12	24	0	0	0	0	0	0	0	0	0	0	0	16	0	0	6	0	0	0	2	0	36
60481	37	0	0	6	23	6	2	0	37	1	0	0	0	2	0	0	0	0	0	0	11	23	0	0	0	0	0	1	6	31

Screenings Reported by CFC/CPS/DCFS and ZIP / FY2023 Q3

Zip Code	Total Screened	Ages (in Months)							Not Referred	Total Referred	Screenings of Children involved with DCFS			# of Children Ages 0 to 3 Referred to										# of Children Ages 3 to 5 Referred to								Sub-Totals	
		0-11	12-23	24-35	36-47	48-60	61+	In Intact Family Services			Children of Teen Wards	In Foster Care	EI	LEA (ECSE)	EHS	PI (center-based)	Child Care Program	HV	Other Services	Multiple Services	Rescreening	LEA (ECSE)	PFA	HS	Child Care Program	HV	Other Services	Multiple Services	Rescreening	Ages 0-35 mos.	Ages 36-61+ mos.		
60491	14	0	0	0	11	3	0	6	8	0	0	0	0	0	0	0	0	0	0	0	8	0	0	0	0	0	0	0	0	0	14		
60543	132	0	0	0	88	37	7	55	77	0	0	0	0	0	0	0	0	0	0	0	17	83	0	0	0	0	41	13	0	132			
60544	125	0	0	51	44	23	7	8	117	0	0	0	0	0	0	0	0	0	0	0	72	45	0	0	0	0	0	0	51	74			
60901	7	4	2	1	0	0	0	7	0	0	0	0	0	0	0	0	0	0	0	0	0	0	0	0	0	0	0	0	7	0			
60915	54	0	0	16	31	7	0	0	54	0	0	0	0	0	0	0	0	0	0	0	2	52	0	0	0	0	0	0	16	38			
60950	17	0	0	0	14	3	0	6	11	0	0	0	0	0	0	0	0	0	0	0	10	0	0	0	0	0	0	1	0	17			
61301	53	0	0	1	20	25	7	47	6	0	0	0	0	0	0	0	0	0	0	0	2	0	0	0	0	2	0	2	1	52			
61341	37	1	4	7	21	4	0	7	30	0	0	0	0	0	0	0	0	0	0	0	1	19	0	0	0	5	0	3	12	25			
61342	14	0	0	1	11	2	0	1	13	0	0	0	0	0	0	0	0	0	0	0	3	9	0	0	0	1	0	0	1	13			
61348	7	0	0	0	5	1	1	0	7	0	0	0	0	0	0	0	0	0	0	0	0	5	0	0	0	0	2	0	0	7			
61350	87	0	0	5	18	39	25	63	24	0	0	0	0	0	0	0	0	0	0	0	3	15	0	0	0	4	0	2	5	82			
61354	89	0	0	4	41	37	7	44	45	0	0	0	0	0	0	0	0	0	0	0	1	29	0	0	0	10	1	4	4	85			
61360	25	0	0	1	14	8	2	24	1	0	0	0	0	0	0	0	0	0	0	0	1	0	0	0	0	0	0	0	1	24			
61364	90	0	0	4	44	36	6	60	30	0	0	0	0	0	0	0	0	0	0	0	6	16	0	0	0	5	0	3	4	86			
TOTAL	1260	6	7	107	675	381	84	390	870	3	0	1	1	3	2	0	0	0	0	0	192	552	0	6	0	32	44	114	120	1140			

CFC #16 Child & Family Connections, 201 W Springfield Ave, Ste 508 & 509, , Champaign, IL 61820 - Chris Johnson

60420	23	0	0	7	13	2	1	6	17	0	0	1	1	0	0	0	0	0	3	0	0	1	12	0	0	0	6	6	0	7	16
60924	29	0	0	6	17	5	1	0	29	0	0	3	0	1	0	0	0	0	0	0	5	1	22	0	0	0	0	0	0	6	23
60931	21	0	0	2	14	5	0	0	21	0	0	0	0	0	0	0	0	0	0	0	2	1	18	0	0	0	0	0	0	2	19
60938	22	0	0	1	18	3	0	4	18	0	0	0	0	1	0	0	0	0	0	0	0	17	0	0	0	0	0	0	1	21	
60942	27	0	0	0	16	11	0	2	25	0	0	0	0	0	0	0	0	0	0	0	9	16	0	0	0	1	1	0	0	27	
60970	23	0	0	2	11	10	0	0	23	0	0	0	0	2	0	0	0	0	0	0	2	19	0	0	0	0	0	0	2	21	
61364	15	0	0	9	5	1	0	2	13	0	0	0	1	0	0	0	0	0	7	0	0	1	4	0	0	0	2	2	0	9	6
61704	60	0	0	0	48	12	0	0	60	0	0	0	0	0	0	0	0	0	0	0	14	30	0	16	0	0	0	0	0	60	
61738	1	0	0	0	1	0	0	0	1	0	0	0	0	0	0	0	0	0	0	0	0	1	0	0	0	0	0	0	0	1	
61739	55	0	0	13	29	11	2	10	45	0	0	0	0	4	0	0	0	0	6	4	0	3	34	0	0	0	14	14	0	13	42
61764	94	41	22	17	9	5	0	93	1	0	0	0	1	0	0	0	0	0	0	0	0	0	0	0	0	0	0	0	80	14	
61832	2	0	0	0	2	0	0	2	0	0	0	0	0	0	0	0	0	0	0	0	0	0	0	0	0	0	0	0	0	2	
61846	28	0	0	0	20	8	0	0	28	0	0	0	0	0	0	0	0	0	0	0	11	17	0	0	0	0	0	0	0	28	
TOTAL	400	41	22	57	203	73	4	119	281	0	0	4	3	8	0	0	0	0	16	4	7	43	190	0	16	0	23	23	0	120	280

Screenings Reported by CFC/CPS/DCFS and ZIP / FY2023 Q3

Zip Code	Total Screened	Ages (in Months)							Not Referred	Total Referred	Screenings of Children involved with DCFS			# of Children Ages 0 to 3 Referred to										# of Children Ages 3 to 5 Referred to								Sub-Totals																																																																																																																																																																																																																																																																																																																																																																																																																																																																																																																																																																																																																																																																																																																																																																																																																																																																																																																																																																																																																																																																																																																																																																																																																																																																																																																																																																																																																																																																																																																																															
											In Intact Family Services	Children of Teen Wards	In Foster Care	LEA EI	PI (ECSE)	Child Care (center-based)	Child Care Program	HV	Other Services	Multiple Services	Rescreening	LEA (ECSE)	PFA	HS	Child Care Program	HV	Other Services	Multiple Services	Rescreening	Ages 0-35 mos.	Ages 36-61+ mos.																																																																																																																																																																																																																																																																																																																																																																																																																																																																																																																																																																																																																																																																																																																																																																																																																																																																																																																																																																																																																																																																																																																																																																																																																																																																																																																																																																																																																																																																																																																																																
		0-11	12-23	24-35	36-47	48-60	61+																																																																																																																																																																																																																																																																																																																																																																																																																																																																																																																																																																																																																																																																																																																																																																																																																																																																																																																																																																																																																																																																																																																																																																																																																																																																																																																																																																																																																																																																																																																																																																								</

CFC #19	Child & Family Connections, Macon Co. Community Mental Health Board, 132 S Water St, Ste 604, Decatur, IL 62523 - Amy Farmer																														
61856	47	0	0	10	31	6	0	24	23	0	0	0	0	0	0	0	0	0	0	0	3	20	0	0	0	0	0	0	10	37	
61910	81	0	0	19	30	5	27	5	76	0	0	0	1	1	0	0	0	11	0	0	5	10	48	0	0	0	6	6	0	19	62
61911	5	0	0	0	4	1	0	0	5	0	0	0	0	0	0	0	0	0	0	0	1	4	0	0	0	0	0	0	0	5	
61912	27	0	0	8	11	3	5	1	26	0	0	0	0	0	0	0	0	8	0	0	3	14	0	0	0	0	0	1	8	19	
61913	5	0	0	0	4	1	0	0	5	0	0	0	0	0	0	0	0	0	0	0	2	3	0	0	0	0	0	0	0	5	
61914	37	0	0	5	5	4	23	2	35	0	0	0	1	0	0	0	0	0	4	0	6	24	0	0	0	0	0	0	5	32	
61920	51	0	0	2	38	9	2	0	51	0	0	0	0	1	0	0	0	0	1	0	17	31	1	0	0	6	6	0	2	49	
61924	9	0	0	4	2	3	0	0	9	0	0	0	2	0	0	0	0	0	2	0	0	5	0	0	0	0	0	0	4	5	
61937	15	0	0	5	5	2	3	0	15	0	0	0	1	0	0	0	0	0	4	0	2	8	0	0	0	3	3	0	5	10	
61938	108	0	0	6	70	26	5	16	92	0	0	0	0	1	0	0	0	0	5	1	21	65	0	0	0	11	11	0	6	101	
61943	4	0	0	0	4	0	0	0	4	0	0	0	0	0	0	0	0	0	0	0	1	3	0	0	0	0	0	0	0	4	
61944	55	0	0	11	34	10	0	1	54	0	0	0	0	1	0	0	0	0	10	0	4	39	0	0	0	5	5	0	11	44	
61951	89	0	0	18	40	6	25	1	88	0	0	0	0	2	0	0	0	0	16	0	5	54	11	0	0	3	3	0	18	71	

Screenings Reported by CFC/CPS/DCFS and ZIP / FY2023 Q3

Zip Code	Total Screened	Ages (in Months)						Not Referred	Total Referred	Screenings of Children involved with DCFS			# of Children Ages 0 to 3 Referred to										# of Children Ages 3 to 5 Referred to							Sub-Totals	
		0-11	12-23	24-35	36-47	48-60	61+			In Intact	Children of Teen	In Foster Care	EI	LEA (ECSE)	EHS	PI (center-based)	Child Care Program	HV	Other Services	Multiple Services	Rescreening	LEA (ECSE)	PFA	HS	Child Care Program	HV	Other Services	Multiple Services	Rescreening	Ages 0-35 mos.	Ages 36-61+ mos.
										Family Services	Wards																				
61953	8	0	0	0	7	1	0	1	8	0	0	0	0	0	0	0	0	0	0	0	0	3	4	1	0	0	5	5	0	0	8
61956	10	0	0	0	8	2	0	0	10	0	0	0	0	0	0	0	0	0	0	0	0	2	8	0	0	0	2	2	0	0	10
61957	4	0	0	0	4	0	0	0	4	0	0	0	0	0	0	0	0	0	0	0	0	2	2	0	0	0	0	0	0	0	4
62221	1	0	0	0	1	0	0	0	1	0	0	0	0	0	0	0	0	0	0	0	0	1	0	0	0	0	0	0	0	0	1
62420	60	0	0	19	32	8	1	1	59	0	0	0	1	2	0	0	0	0	15	0	0	7	34	0	0	0	3	3	0	19	41
62422	3	0	0	0	3	0	0	0	3	0	0	0	0	0	0	0	0	0	0	0	0	0	2	0	0	0	2	2	0	0	3
62428	1	0	0	0	1	0	0	0	1	0	0	0	0	0	0	0	0	0	0	0	0	0	1	0	0	0	0	0	0	0	1
62441	49	0	0	20	19	9	1	1	48	0	0	0	1	3	0	0	0	0	15	0	0	4	25	0	0	0	2	2	0	20	29
62442	27	0	0	11	11	4	1	0	27	0	0	0	1	1	0	0	0	0	6	0	2	1	16	0	0	0	1	1	0	11	16
62447	34	0	0	7	18	9	0	2	32	0	0	0	0	1	0	0	0	0	0	0	6	4	21	0	0	0	4	3	0	7	27
62463	74	0	0	22	41	10	1	3	71	0	0	0	4	2	0	0	0	0	16	1	0	7	41	0	0	0	6	6	0	22	52
62465	3	0	0	0	3	0	0	0	3	0	0	0	0	0	0	0	0	0	0	0	0	2	1	0	0	0	0	0	0	0	3
62468	62	0	0	19	31	11	1	0	62	0	0	0	4	1	0	0	0	0	14	0	0	4	38	1	0	0	5	5	0	19	43
62510	26	0	0	8	12	6	0	13	13	3	0	1	0	7	0	0	0	7	0	7	0	6	6	0	0	6	0	6	0	8	18
62513	49	3	2	20	20	4	0	0	49	0	0	0	0	15	0	0	0	0	9	2	0	0	25	0	0	0	9	1	0	25	24
62537	24	0	1	7	13	2	1	19	5	0	0	0	0	0	0	0	0	2	0	0	0	0	0	0	0	0	3	0	0	8	16
62549	75	0	0	9	47	19	0	38	37	0	0	0	0	0	0	0	0	0	0	0	1	36	0	0	0	0	0	0	0	9	66
62554	25	0	0	9	11	5	0	0	25	1	0	1	0	0	0	0	0	0	0	0	0	25	0	0	0	0	0	0	0	9	16
62565	108	3	1	15	40	17	32	31	77	0	0	0	0	0	0	0	0	0	16	0	0	2	58	1	0	0	3	3	0	19	89
TOTAL	1176	6	4	254	600	183	128	159	1018	4	0	2	16	38	0	0	0	18	143	11	13	121	661	15	0	6	79	73	1	264	911

CFC #20 Child & Family Connections, Community Support Systems, 1901 S 4th St, Ste 209, Effingham, IL 62401 - Rita Wahl

62401	187	0	0	20	60	33	74	5	182	0	0	0	0	5	0	0	0	0	15	5	0	10	97	50	0	0	10	5	0	20	167
62411	66	0	0	8	24	12	22	1	65	0	0	0	0	0	0	0	0	0	8	0	0	3	41	12	0	0	3	3	1	8	58
62414	18	0	0	9	4	5	0	0	18	0	0	0	1	1	0	0	0	0	7	1	0	1	8	0	0	0	0	0	0	9	9
62424	59	0	0	9	16	10	24	1	58	0	0	0	1	1	0	0	0	0	6	0	0	2	48	0	0	0	1	1	0	9	50
62439	37	0	0	7	19	11	0	0	37	0	0	0	0	5	0	0	0	0	0	0	2	31	0	1	0	0	0	0	0	7	30
62467	94	0	0	24	40	21	9	11	83	0	0	0	1	1	0	0	0	0	19	2	1	2	59	0	0	0	4	4	0	24	70
TOTAL	461	0	0	77	163	92	129	18	443	0	0	0	3	13	0	0	0	0	55	8	3	49	253	63	0	0	18	13	1	77	384

CFC #21 Child & Family Connections, Regional Office of Education #13, 4 Eagle Center, Ste 4, O'Fallon, IL 62269 - Terri Kampwerth

62002	40	3	7	1	25	4	0	0	40	1	0	1	0	0	0	0	0	11	0	0	0	3	26	0	0	0	0	0	0	11	29
-------	----	---	---	---	----	---	---	---	----	---	---	---	---	---	---	---	---	----	---	---	---	---	----	---	---	---	---	---	---	----	----

Screenings Reported by CFC/CPS/DCFS and ZIP / FY2023 Q3

Zip Code	Total Screened	Ages (in Months)								Not Referred	Total Referred	Screenings of Children involved with DCFS			# of Children Ages 0 to 3 Referred to										# of Children Ages 3 to 5 Referred to								Sub-Totals	
		0-11	12-23	24-35	36-47	48-60	61+	In Intact Family Services	Children of Teen Wards			In Foster Care	EI	LEA (ECSE)	EHS	PI (center-based)	Child Care Program	HV	Other Services	Multiple Services	Rescreening	LEA (ECSE)	PFA	HS	Child Care Program	HV	Other Services	Multiple Services	Rescreening	Ages 0-35 mos.	Ages 36-61+ mos.			
62025	19	0	0	0	7	12	0	5	14	0	0	0	0	0	0	0	0	0	0	0	4	10	0	0	0	0	0	0	0	0	0	19		
62040	32	12	14	6	0	0	0	9	23	1	1	2	1	0	0	0	0	0	4	0	18	0	0	0	0	0	0	0	0	32	0			
62223	14	5	2	3	4	0	0	12	2	3	0	1	2	0	0	0	0	0	0	0	1	0	0	0	0	0	0	0	0	10	4			
62234	81	0	0	6	45	29	1	21	60	0	0	1	0	0	0	0	0	0	0	0	6	57	0	0	6	3	0	2	6	75				
62269	15	5	4	6	0	0	0	13	2	5	1	1	0	0	0	0	0	0	0	0	2	0	0	0	0	0	0	0	0	15	0			
62282	4	0	0	1	2	1	0	3	1	0	0	0	0	0	0	0	0	0	0	0	0	0	0	0	0	1	0	0	1	3				
62294	34	6	13	12	2	0	0	20	14	0	0	1	9	0	0	0	0	2	0	0	3	0	0	0	0	0	0	0	0	31	2			
NONE	5	0	0	1	4	0	0	0	5	0	0	0	0	0	0	0	0	0	0	0	0	4	0	0	0	1	0	0	1	4				
TOTAL	244	31	40	36	89	46	1	83	161	10	2	7	12	0	0	0	0	13	4	0	24	13	97	0	0	6	5	0	2	107	136			

CFC #22 Child & Family Connections, Regional Office of Education #13, 660 W Noleman St, Centralia, IL 62801 - Nicole Van Hise

62215	3	1	1	1	0	0	0	3	0	0	0	0	0	0	0	0	0	0	0	0	0	0	0	0	0	0	0	0	3	0
62216	14	2	2	10	0	0	0	13	1	0	0	0	1	0	0	0	0	0	0	0	0	0	0	0	0	0	0	0	14	0
62218	12	2	5	5	0	0	0	12	0	0	0	0	0	0	0	0	0	0	0	0	0	0	0	0	0	0	0	0	12	0
62219	3	0	1	2	0	0	0	3	0	0	0	0	0	0	0	0	0	0	0	0	0	0	0	0	0	0	0	0	3	0
62230	15	1	5	9	0	0	0	15	0	0	0	0	0	0	0	0	0	0	0	0	0	0	0	0	0	0	0	0	15	0
62231	12	3	3	6	0	0	0	10	2	0	0	0	2	0	0	0	0	0	0	0	0	0	0	0	0	0	0	0	12	0
62245	5	0	0	5	0	0	0	5	0	0	0	0	0	0	0	0	0	0	0	0	0	0	0	0	0	0	0	0	5	0
62249	1	0	1	0	0	0	0	1	0	0	0	0	0	0	0	0	0	0	0	0	0	0	0	0	0	0	0	0	1	0
62250	1	0	1	0	0	0	0	1	0	0	0	0	0	0	0	0	0	0	0	0	0	0	0	0	0	0	0	0	1	0
62263	2	1	1	0	0	0	0	2	0	0	0	0	0	0	0	0	0	0	0	0	0	0	0	0	0	0	0	0	2	0
62265	6	0	5	1	0	0	0	6	0	0	0	0	0	0	0	0	0	0	0	0	0	0	0	0	0	0	0	0	6	0
62293	1	0	1	0	0	0	0	1	0	0	0	0	0	0	0	0	0	0	0	0	0	0	0	0	0	0	0	0	1	0
62801	6	0	1	5	0	0	0	6	0	0	0	0	0	0	0	0	0	0	0	0	0	0	0	0	0	0	0	0	6	0
62803	1	0	1	0	0	0	0	1	0	0	0	0	0	0	0	0	0	0	0	0	0	0	0	0	0	0	0	0	1	0
62808	2	1	0	1	0	0	0	2	0	0	0	0	0	0	0	0	0	0	0	0	0	0	0	0	0	0	0	0	2	0
62812	31	1	2	13	12	2	1	29	2	0	0	0	0	0	0	0	0	0	0	0	0	0	0	0	0	0	1	1	16	15
62814	6	0	0	0	4	2	0	5	1	0	0	0	0	0	0	0	0	0	0	0	0	0	0	0	0	0	0	1	0	6
62816	12	1	1	4	5	1	0	11	1	0	0	0	0	0	0	0	0	0	0	1	0	0	0	0	0	0	0	0	6	6
62830	20	0	0	7	10	3	0	18	2	0	0	0	0	0	0	0	0	0	0	2	0	0	0	0	0	0	0	0	7	13
62853	0	0	0	0	0	0	0	0	0	0	0	0	0	0	0	0	0	0	0	0	0	0	0	0	0	0	0	0	0	0
62864	21	0	0	2	9	4	6	15	6	0	0	0	0	0	0	0	0	0	0	0	0	0	0	0	2	0	4	2	19	
62872	21	0	0	5	5	8	3	28	3	0	0	0	0	0	0	0	0	1	0	0	0	0	0	0	1	1	0	5	16	

Screenings Reported by CFC/CPS/DCFS and ZIP / FY2023 Q3

Zip Code	Total Screened	Screenings of Children involved with DCFS																												# of Children Ages 0 to 3 Referred to								# of Children Ages 3 to 5 Referred to								Sub-Totals	
		Ages (in Months)							Not Referred	Total Referred	In Intact Family Services	Children of Teen Wards	In Foster Care	EI	LEA (ECSE)	PI EHS	Child Care based Program	HV	Other Services	Multiple Services	Rescreening	LEA (ECSE)	PFA	HS	Child Care Program	HV	Other Services	Multiple Services	Rescreening	Ages 0-35 mos.	Ages 36-61+ mos.																
62881	6	0	2	4	0	0	0	0	6	0	0	0	6	0	0	0	0	0	0	0	0	0	0	0	0	0	0	0	0	0	6	0															
62882	2	0	1	1	0	0	0	2	0	0	0	0	0	0	0	0	0	0	0	0	0	0	0	0	0	0	0	0	0	2	0																
62889	35	0	0	5	11	9	10	31	4	0	0	0	0	0	0	0	0	0	0	1	3	0	0	0	0	0	0	0	0	5	30																
62890	18	0	0	5	10	3	0	14	4	0	0	0	0	0	0	0	0	0	0	0	1	0	0	0	0	0	1	1	1	5	13																
62894	25	0	0	0	7	9	9	22	3	0	0	0	0	0	0	0	0	0	0	0	0	0	0	0	0	2	0	1	0	25																	
62999	28	4	14	10	0	0	0	0	28	0	0	0	0	0	0	0	28	0	0	0	0	0	0	0	0	0	0	0	0	28	0																
TOTAL	309	17	48	101	73	41	29	256	63	0	0	0	9	0	0	0	0	28	1	1	7	0	0	0	0	0	6	3	8	166	143																

CFC #23 Child & Family Connections, Wabash & Ohio Valley Special Education Dist., 800 S Division St, Norris City, IL 62869 - Charity Heifner

62806	36	2	0	3	18	13	0	30	6	0	0	0	1	0	0	0	0	0	0	1	1	3	0	0	0	0	0	2	5	31
62821	7	0	0	0	6	1	0	0	7	0	0	0	0	0	0	0	0	0	0	0	0	7	0	0	0	0	0	4	0	7
62835	12	0	0	0	8	3	0	5	7	0	0	0	0	0	0	0	0	0	0	3	4	0	0	0	0	0	5	0	11	
62837	104	14	16	18	33	23	0	82	22	0	0	0	2	2	0	0	0	0	0	2	0	15	0	0	0	0	0	8	48	56
62844	3	0	0	0	3	0	0	0	3	0	0	0	0	0	0	0	0	0	0	0	3	0	0	0	0	0	3	0	3	
62854	1	0	0	1	0	0	0	0	1	0	0	0	1	0	0	0	0	0	0	1	0	0	0	0	0	0	0	1	0	
62859	4	0	0	0	4	0	0	4	0	0	0	0	0	0	0	0	0	0	0	0	0	0	0	0	0	0	0	0	4	
62863	71	9	13	10	32	7	0	44	27	0	0	0	1	1	0	0	0	0	0	2	2	23	0	0	0	0	0	13	32	39
62869	8	0	0	0	7	1	0	0	8	0	0	0	0	0	0	0	0	0	0	0	8	0	0	0	0	0	3	0	8	
62895	12	0	0	1	8	1	0	0	12	0	0	0	1	0	0	0	0	0	0	1	0	11	0	0	0	0	0	5	1	9
62917	16	0	0	0	13	2	0	0	16	0	0	0	0	0	0	0	0	0	0	1	15	0	0	0	0	0	8	0	15	
62930	8	0	0	4	2	1	2	0	8	0	0	0	0	4	0	0	0	0	0	4	0	2	0	0	0	0	0	2	4	5
62946	132	15	20	14	46	33	0	77	55	0	0	0	2	2	0	0	0	0	0	4	0	51	0	0	0	0	0	20	49	79
62984	7	2	1	4	0	0	0	7	0	0	0	0	0	0	0	0	0	0	0	0	0	0	0	0	0	0	0	7	0	
TOTAL	421	42	50	55	180	85	2	249	172	0	0	0	8	9	0	0	0	0	0	15	7	142	0	0	0	0	0	73	147	267

CFC #24 Child & Family Connections, Archway, Inc., 2751 W Main, PO Box 1180, Carbondale, IL 62901-1180 - Lindsay Baskin

62901	56	2	27	17	8	2	0	40	15	0	0	0	0	0	0	0	0	0	0	0	0	16	0	0	0	0	0	0	46	10
62903	21	4	4	3	6	4	0	0	21	0	0	0	0	0	0	0	11	0	11	11	0	10	0	0	0	0	0	0	11	10
62924	11	0	0	0	6	5	0	0	11	0	0	0	0	0	0	0	0	0	0	0	0	11	0	0	0	0	0	0	0	11
TOTAL	88	6	31	20	20	11	0	40	47	0	0	0	0	0	0	0	11	0	11	11	0	37	0	0	0	0	0	0	57	31

Screenings Reported by CFC/CPS/DCFS and ZIP / FY2023 Q3

Zip Code	Total Screened	Ages (in Months)							Not Referred	Total Referred	Screenings of Children involved with DCFS			# of Children Ages 0 to 3 Referred to										# of Children Ages 3 to 5 Referred to								Sub-Totals	
		0-11	12-23	24-35	36-47	48-60	61+	In Intact Family Services			Children of Teen Wards	In Foster Care	LEA EI	Child Care Program	Other Services	Multiple Services	Rescreening	LEA (ECSE)	PFA	HS	Child Care Program	Other Services	Multiple Services	Rescreening	Ages 0-35 mos.	Ages 36-61+ mos.							
CFC #25 Child & Family Connections, Options & Advocacy for McHenry Co., 365 Millennium Dr, Ste A, Crystal Lake, IL 60012 - Susan Beckman																																	
60010	54	0	0	0	30	19	0	5	54	0	0	0	0	0	0	0	0	0	0	0	23	26	0	0	0	0	0	0	0	0	49		
60013	8	0	0	2	9	11	0	3	19	0	0	1	0	0	0	0	0	0	0	0	10	1	0	2	0	1	0	6	2	20			
60014	252	51	121	73	4	3	0	1	251	0	0	0	245	0	0	0	0	0	0	0	1	5	0	0	0	0	0	0	245	7			
60042	31	1	1	7	12	10	0	20	11	0	0	0	0	0	0	0	0	0	0	2	0	0	0	0	0	0	0	9	22				
60050	21	0	0	1	13	7	0	0	10	0	0	0	0	0	0	0	0	0	0	3	18	0	0	0	0	0	0	1	20				
60071	21	0	0	0	14	6	1	10	11	0	0	0	0	0	0	0	0	0	0	4	3	0	0	0	1	3	0	0	21				
60072	11	0	0	5	2	3	1	4	7	0	0	0	0	3	0	0	0	0	0	2	0	2	0	0	0	0	0	5	6				
60097	1	0	0	0	1	0	0	0	1	0	0	0	0	0	0	0	0	0	0	0	1	0	0	0	0	0	0	0	1				
60098	37	0	0	0	21	16	0	0	37	0	0	0	0	0	0	0	0	0	0	0	37	0	0	0	1	0	0	0	37				
60142	50	0	0	0	40	8	2	5	45	0	0	0	0	0	0	0	0	0	0	20	25	0	0	0	0	0	0	0	50				
60152	18	0	0	4	11	3	0	0	18	0	0	0	0	2	0	0	0	2	0	2	10	0	0	0	2	0	0	4	14				
NONE	12	0	0	0	5	7	0	5	7	0	0	0	0	0	0	0	0	0	0	7	4	0	0	0	0	0	1	0	12				
TOTAL	516	52	122	92	162	93	4	53	471	0	0	1	245	5	0	0	0	2	0	3	72	132	0	2	0	5	3	7	266	259			

Screenings Reported by CFC/CPS/DCFS and Month / FY2023-Q3

Month	Total Screened	Screenings of Children involved with DCFS										# of Children Ages 0 to 3 Referred to								# of Children Ages 3 to 5 Referred to								Sub-Totals					
		Ages (in Months)							Not Referred	Total Referred	In Intact Family Services	Children of Teen Wards	In Foster Care	PI Child				Other Multiple				LEA (ECSE)	PFA	HS	Child Care Program	HV	Other Services	Multiple Services	Rescreening	Ages 0-35 mos.	Ages 36-61+ mos.		
		0-11	12-23	24-35	36-47	48-60	61+	EI						(ECSE)	EHS	(center-based)	Care Program	HV	Services	Services	Rescreening												
CFC #01	Child & Family Connections, Youth Services Network, Inc., 107 North 3rd Street, Rockford, IL 61107 - Dee Dee Lowery																																
Jun-22	0	0	0	0	0	0	0	0	0	0	0	0	0	0	0	0	0	0	0	0	0	0	0	0	0	0	0	0	0	0	0	0	
Jul-22	0	0	0	0	0	0	0	0	0	0	0	0	0	0	0	0	0	0	0	0	0	0	0	0	0	0	0	0	0	0	0	0	
Aug-22	0	0	0	0	0	0	0	0	0	0	0	0	0	0	0	0	0	0	0	0	0	0	0	0	0	0	0	0	0	0	0	0	
Sep-22	0	0	0	0	0	0	0	0	0	0	0	0	0	0	0	0	0	0	0	0	0	0	0	0	0	0	0	0	0	0	0	0	
Oct-22	30	0	0	0	16	14	0	2	28	0	0	0	0	0	0	0	0	0	0	0	0	1	4	0	0	0	23	0	0	0	0	30	
Nov-22	26	0	0	0	18	8	0	4	22	0	0	1	0	0	0	0	0	0	0	0	0	1	1	0	0	0	21	1	0	0	0	26	
Dec-22	11	0	0	0	9	2	0	1	10	0	0	0	0	0	0	0	0	0	0	0	0	1	1	0	0	0	8	0	0	0	0	11	
Jan-23	327	27	44	64	110	67	15	179	148	7	6	6	11	1	0	0	0	1	2	0	15	16	97	13	0	0	9	70	61	135	192		
Feb-23	445	21	24	60	131	140	69	247	198	8	3	4	10	5	0	0	0	4	1	0	14	12	107	10	0	0	11	49	73	105	340		
Mar-23	513	19	24	53	204	148	65	228	285	12	5	11	9	7	0	3	5	3	6	2	8	50	189	10	4	0	9	82	78	96	417		
TOTAL	1352	67	92	177	488	379	149	661	691	27	14	22	30	13	0	3	5	8	9	2	37	81	399	33	4	0	81	202	212	336	1016		
CFC #02	Child & Family Connections, Lake County Health Department, 3010 Grand Ave, 2nd Floor, Waukegan, IL 60085 - Donna Musser																																
Aug-22	29	0	0	0	15	14	0	2	27	0	0	0	0	0	0	0	0	0	0	0	0	18	0	0	0	9	0	0	0	0	29		
Sep-22	9	0	0	0	4	5	0	2	7	0	0	0	0	0	0	0	0	0	0	0	0	6	0	0	0	1	0	0	0	0	9		
Oct-22	4	0	0	0	2	2	0	1	3	0	0	0	0	0	0	0	0	0	0	0	0	2	0	0	0	1	0	0	0	0	4		
Nov-22	3	0	0	0	1	2	0	1	2	0	0	0	0	0	0	0	0	0	0	0	0	2	0	0	0	0	0	0	0	0	3		
Dec-22	4	0	0	0	2	2	0	1	3	0	0	0	0	0	0	0	0	0	0	0	0	2	0	0	0	1	0	0	0	0	4		
Jan-23	17	0	0	0	10	6	1	5	12	0	0	0	0	0	0	0	0	0	0	0	2	3	0	0	0	7	0	0	0	0	17		
Feb-23	7	0	0	0	5	1	1	4	3	0	0	0	0	0	0	0	0	0	0	0	1	1	0	0	0	1	0	0	0	0	7		
Mar-23	28	0	0	2	14	11	1	15	13	0	0	0	0	1	0	0	0	0	0	0	1	4	0	0	0	7	0	0	0	2	26		
TOTAL	101	0	0	2	53	43	3	31	70	0	0	0	0	1	0	0	0	0	0	0	4	38	0	0	0	27	0	0	0	2	99		
CFC #03	Child & Family Connections, Regional Office of Education for Carroll, Jo Daviess, & Stephenson Co., 27 S State Ave, Ste 101, Freeport, IL 61032 - Angela Hodges																																
Dec-22	7	0	0	0	5	2	0	0	7	0	0	0	0	0	0	0	0	0	0	0	0	7	0	0	0	0	0	0	0	0	7		
Jan-23	99	38	19	9	20	13	0	64	35	1	0	2	4	0	0	0	0	0	0	0	20	11	0	0	0	0	0	0	0	66	33		
Feb-23	48	41	1	0	2	3	1	38	10	0	0	0	4	0	0	0	0	0	0	0	1	5	0	0	0	0	0	0	0	42	6		
Mar-23	3	0	0	0	3	0	0	0	3	0	0	0	0	0	0	0	0	0	0	0	0	3	0	0	0	0	0	0	0	0	3		
TOTAL	157	79	20	9	30	18	1	102	55	1	0	2	8	0	0	0	0	0	0	0	21	26	0	0	0	0	0	0	0	108	49		
CFC #04	Child & Family Connections, DayOne PACT, 1551 E Fabyan Pkwy, Geneva, IL 60134 - Ellana Mavromatis																																
Sep-22	18	0	0	1	12	5	0	10	8	0	0	0	0	0	0	0	0	0	0	0	0	7	0	0	0	0	0	0	8	1	17		
Nov-22	45	7	3	8	15	10	2	21	24	0	0	0	0	0	0	0	0	0	0	0	6	12	0	0	0	0	0	0	6	18	27		
Dec-22	9	0	0	0	6	3	0	0	9	0	0	0	0	0	0	0	0	0	0	0	7	2	0	0	0	0	0	0	0	0	9		

Screenings Reported by CFC/CPS/DCFS and Month / FY2023-Q3

Month	Total Screened	Ages (in Months)						Not Referred	Total Referred	Screenings of Children involved with DCFS			# of Children Ages 0 to 3 Referred to								# of Children Ages 3 to 5 Referred to								Sub-Totals																																																																																																																																																																																																																																																																																																																																																																																																																																																																																																																																																																																																																																																																																																																																																																																																																																																																																																																																																																																																																																																																																																																																																																																																																																																																																																																																																																																																																																																																																						
										In Intact Family Services	Children of Teen Wards	In Foster Care	LEA EI	LEA (ECSE)	EHS	PI (center-based)	Child Care Program	HV	Other Services	Multiple Services	Rescreening	LEA (ECSE)	PFA	HS	Child Care Program	HV	Other Services	Multiple Services	Rescreening	Ages 0-35 mos.	Ages 36-61+ mos.																																																																																																																																																																																																																																																																																																																																																																																																																																																																																																																																																																																																																																																																																																																																																																																																																																																																																																																																																																																																																																																																																																																																																																																																																																																																																																																																																																																																																																																																																				
				0-11	12-23	24-35	36-47			48-60	61+																																																																																																																																																																																																																																																																																																																																																																																																																																																																																																																																																																																																																																																																																																																																																																																																																																																																																																																																																																																																																																																																																																																																																																																																																																																																																																																																																																																																																																																																																																								

Screenings Reported by CFC/CPS/DCFS and Month / FY2023-Q3

Month	Total Screened	Ages (in Months)						Not Referred	Total Referred	Screenings of Children involved with DCFS			# of Children Ages 0 to 3 Referred to								# of Children Ages 3 to 5 Referred to								Sub-Totals			
		0-11	12-23	24-35	36-47	48-60	61+			In Intact Family Services	Children of Teen Wards	In Foster Care	EI	LEA (ECSE)	EHS	PI (center-based)	Child Care Program	HV	Other Services	Multiple Services	Rescreening	LEA (ECSE)	PFA	HS	Child Care Program	HV	Other Services	Multiple Services	Rescreening	Ages 0-35 mos.	Ages 36-61+ mos.	
Dec-22	3	1	1	1	0	0	0	3	0	0	0	0	0	0	0	0	0	0	0	0	0	0	0	0	0	0	0	0	3	0		
Jan-23	125	10	15	16	51	24	9	43	82	1	0	6	3	2	0	1	0	15	2	0	0	13	55	0	0	0	3	0	3	41	84	
Feb-23	197	9	8	29	92	46	13	74	123	5	0	10	3	1	0	9	0	11	5	0	3	27	74	0	0	0	4	5	4	46	151	
Mar-23	246	17	9	47	127	44	2	104	142	0	0	6	4	1	0	10	0	13	7	0	3	20	80	0	0	0	7	7	16	73	173	
TOTAL	578	37	33	93	274	117	24	228	350	6	0	22	10	4	0	20	0	39	14	0	6	63	209	0	0	0	14	12	23	163	415	
CFC #15 Child & Family Connections, Services of Will, Grundy, & Kankakee Counties, Inc., 2300 Glenwood Ave, Joliet, IL 60435 - Rachel Cimino																																
Jan-23	410	3	1	24	188	150	44	163	247	1	0	0	0	2	1	0	0	0	0	0	1	61	161	0	0	0	11	29	33	28	382	
Feb-23	360	2	2	26	180	122	28	134	226	1	0	1	0	0	0	0	0	0	0	0	0	64	120	0	0	0	12	5	30	30	330	
Mar-23	490	1	4	57	307	109	12	93	397	1	0	0	1	1	1	0	0	0	0	0	0	67	271	0	6	0	9	10	51	62	428	
TOTAL	1260	6	7	107	675	381	84	390	870	3	0	1	1	3	2	0	0	0	0	0	1	192	552	0	6	0	32	44	114	120	1140	
CFC #16 Child & Family Connections, 201 W Springfield Ave, Ste 508 & 509, Champaign, IL 61820 - Chris Johnson																																
Dec-22	1	0	0	0	0	1	0	1	0	0	0	0	0	0	0	0	0	0	0	0	0	0	0	0	0	0	0	0	0	1		
Jan-23	142	14	7	3	86	32	0	29	113	0	0	0	0	0	0	0	0	0	0	0	34	63	0	16	0	1	1	0	24	118		
Feb-23	96	11	8	24	39	12	2	50	46	0	0	0	1	4	0	0	0	0	6	4	0	3	34	0	0	0	14	14	0	43	53	
Mar-23	161	16	7	30	78	28	2	39	122	0	0	4	2	4	0	0	0	0	10	0	7	6	93	0	0	0	8	8	0	53	108	
TOTAL	400	41	22	57	203	73	4	119	281	0	0	4	3	8	0	0	0	0	16	4	7	43	190	0	16	0	23	23	0	120	280	
CFC #17 Child & Family Connections, ROE of Adams/Pike Counties, 510 Maine St, Ste 615, Quincy, IL 62301 - Kara Hoffman																																
Nov-22	27	0	0	3	11	10	3	19	8	0	0	0	0	0	0	0	0	0	0	0	3	0	0	0	0	0	0	0	5	3	24	
Dec-22	123	0	0	6	43	51	20	98	25	2	0	1	0	0	0	0	0	0	0	0	3	0	0	0	1	0	0	21	6	114		
Jan-23	104	3	1	14	46	27	13	70	34	2	0	3	0	0	0	0	0	1	0	0	3	2	0	0	0	0	0	28	18	86		
Feb-23	102	5	1	14	37	25	20	70	32	1	0	1	0	0	0	0	0	3	0	0	3	2	0	0	0	0	0	20	20	82		
Mar-23	191	12	4	57	105	12	1	114	77	4	0	1	4	0	0	0	0	12	0	1	24	2	0	0	0	0	0	39	73	118		
TOTAL	547	20	6	94	242	125	57	371	176	9	0	6	4	0	0	0	0	16	0	1	36	6	0	0	0	1	0	0	113	120	424	
CFC #19 Child & Family Connections, Macon Co. Community Mental Health Board, 132 S Water St, Ste 604, Decatur, IL 62523 - Amy Farmer																																
Sep-22	88	0	0	7	57	24	0	0	88	0	0	0	0	2	0	0	0	0	4	0	0	9	72	1	0	0	10	10	0	7	81	
Oct-22	52	0	0	0	38	10	3	1	51	0	0	0	0	0	0	0	0	0	0	0	12	36	1	0	0	8	8	0	0	51		
Nov-22	53	0	0	0	44	7	2	1	52	0	0	0	0	0	0	0	0	0	0	0	15	36	1	0	0	6	6	0	0	53		
Dec-22	26	0	0	0	21	5	0	2	25	0	0	0	0	0	0	0	0	0	0	0	9	15	1	0	0	4	4	0	0	26		
Jan-23	24	0	0	0	21	2	1	1	23	0	0	0	0	0	0	0	0	0	0	0	9	14	0	0	0	9	9	0	0	24		

Screenings Reported by CFC/CPS/DCFS and Month / FY2023-Q3

Month	Total Screened	Ages (in Months)						Not Referred	Total Referred	Screenings of Children involved with DCFS			# of Children Ages 0 to 3 Referred to								# of Children Ages 3 to 5 Referred to								Sub-Totals			
		0-11	12-23	24-35	36-47	48-60	61+			In Intact Family Services	Children of Teen Wards	In Foster Care	LEA EI	LEA (ECSE)	EHS	PI (center-based)	Child Care Program	HV	Other Services	Multiple Services	Rescreening	LEA (ECSE)	PFA	HS	Child Care Program	HV	Other Services	Multiple Services	Rescreening	Ages 0-35 mos.	Ages 36-61+ mos.	
Mar-23	933	6	4	247	419	135	122	154	779	4	0	2	16	36	0	0	0	18	139	11	13	67	488	11	0	6	42	36	1	257	676	
TOTAL	1176	6	4	254	600	183	128	159	1018	4	0	2	16	38	0	0	0	18	143	11	13	121	661	15	0	6	79	73	1	264	911	
CFC #20 Child & Family Connections, Community Support Systems, 1901 S 4th St. Ste 209, Effingham, IL 62401 - Rita Wahl																																
Jul-22	1	0	0	0	1	0	0	0	1	0	0	0	0	0	0	0	0	0	0	0	1	0	0	0	0	0	0	0	0	0	1	
Nov-22	2	0	0	0	1	1	0	0	2	0	0	0	0	0	0	0	0	0	0	2	0	0	0	0	0	0	0	0	0	0	2	
Dec-22	2	0	0	0	1	1	0	0	2	0	0	0	0	0	0	0	0	0	0	1	0	1	0	0	0	0	0	0	0	0	2	
Jan-23	3	0	0	0	2	1	0	0	3	0	0	0	0	0	0	0	0	0	0	1	2	0	0	0	0	0	0	0	0	0	3	
Feb-23	205	0	0	36	69	51	49	11	194	0	0	0	2	2	0	0	0	0	29	5	1	8	85	62	0	0	11	6	0	36	169	
Mar-23	248	0	0	41	89	38	80	7	241	0	0	0	1	11	0	0	0	0	26	3	2	36	166	0	0	0	7	7	1	41	207	
TOTAL	461	0	0	77	163	92	129	18	443	0	0	0	3	13	0	0	0	0	55	8	3	49	253	63	0	0	18	13	1	77	384	
CFC #21 Child & Family Connections, Regional Office of Education #13, 4 Eagle Center, Ste 4, O'Fallon, IL 62269 - Terri Kampwerth																																
Nov-22	25	0	0	0	10	14	1	16	9	0	0	0	0	0	0	0	0	0	0	0	9	0	0	0	0	0	0	0	0	0	25	
Jan-23	37	6	11	9	4	6	0	20	17	5	1	1	4	0	0	0	0	1	0	0	4	3	5	0	0	0	0	0	0	26	10	
Feb-23	78	14	7	11	35	11	0	17	61	3	0	5	5	0	0	0	0	2	0	12	4	37	0	0	3	4	0	1	32	46		
Mar-23	104	11	22	16	40	15	0	30	74	2	1	1	3	0	0	0	0	12	2	0	6	46	0	0	3	1	0	1	49	55		
TOTAL	244	31	40	36	89	46	1	83	161	10	2	7	12	0	0	0	0	13	4	0	24	13	97	0	0	6	5	0	2	107	136	
CFC #22 Child & Family Connections, Regional Office of Education #13, 660 W Noleman St, Centralia, IL 62801 - Nicole Van Hise																																
Jan-23	5	2	2	1	0	0	0	5	0	0	0	0	0	0	0	0	0	0	0	0	0	0	0	0	0	0	0	0	5	0		
Feb-23	83	3	5	26	26	13	10	67	16	0	0	0	7	0	0	0	0	0	0	1	5	0	0	0	0	1	1	1	34	49		
Mar-23	221	12	41	74	47	28	19	184	47	0	0	0	2	0	0	0	0	28	1	0	2	0	0	0	0	5	2	7	127	94		
TOTAL	309	17	48	101	73	41	29	256	63	0	0	0	9	0	0	0	0	28	1	1	7	0	0	0	0	6	3	8	166	143		
CFC #23 Child & Family Connections, Wabash & Ohio Valley Special Education Dist., 800 S Division St, Norris City, IL 62869 - Charity Heifner																																
Dec-22	54	8	6	5	15	15	0	46	8	0	0	0	0	0	0	0	0	0	0	0	8	0	0	0	0	0	0	4	19	30		
Jan-23	165	19	29	31	48	34	2	126	39	0	0	0	0	9	0	0	0	0	0	0	3	21	0	0	0	0	0	15	79	84		
Feb-23	56	8	8	12	20	8	0	40	16	0	0	0	5	0	0	0	0	0	0	3	3	8	0	0	0	0	0	5	28	28		
Mar-23	146	7	7	7	97	28	0	37	109	0	0	0	3	0	0	0	0	0	0	3	1	105	0	0	0	0	0	49	21	125		
TOTAL	421	42	50	55	180	85	2	249	172	0	0	0	8	9	0	0	0	0	0	0	15	7	142	0	0	0	0	0	73	147	267	
CFC #24 Child & Family Connections, Archway, Inc., 2751 W Main, PO Box 1180, Carbondale, IL 62901-1180 - Lindsay Baskin																																
Aug-22	10	0	0	1	4	5	0	0	10	0	0	0	0	0	0	0	0	0	0	0	0	10	0	0	0	0	0	0	1	9		
Sep-22	3	0	0	1	1	1	0	0	3	0	0	0	0	0	0	0	0	0	0	0	0	3	0	0	0	0	0	0	1	2		

Screenings Reported by CFC/CPS/DCFS and Month / FY2023-Q3

Month	Total Screened	Ages (in Months)						Not Referred	Total Referred	Screenings of Children involved with DCFS			# of Children Ages 0 to 3 Referred to										# of Children Ages 3 to 5 Referred to								Sub-Totals	
										In Intact Family Services	Children of Teen Wards	In Foster Care	PI (center- based)	Child Care Program	Other Services	Multiple Services	Rescreening	LEA (ECSE)	PFA	HS	Child Care Program	Other Services	Multiple Services	Rescreening	Ages 0-35 mos.	Ages 36-61+ mos.						
		0-11	12-23	24-35	36-47	48-60	61+			EI	LEA (ECSE)	EHS																				
Oct-22	4	0	0	1	2	1	0	0	4	0	0	0	0	0	0	0	0	0	0	0	0	4	0	0	0	0	0	0	1	3		
Nov-22	3	0	0	1	2	0	0	0	2	0	0	0	0	0	0	0	0	0	0	0	0	3	0	0	0	0	0	0	1	2		
Dec-22	5	0	0	2	3	0	0	0	5	0	0	0	0	0	0	0	0	0	0	0	0	5	0	0	0	0	0	0	2	3		
Jan-23	30	4	11	9	4	2	0	19	11	0	0	0	0	0	5	0	5	5	5	0	6	0	0	0	0	0	0	0	24	6		
Feb-23	27	1	20	4	2	0	0	21	6	0	0	0	0	0	4	0	4	4	4	0	2	0	0	0	0	0	0	0	25	2		
Mar-23	6	1	0	1	2	2	0	0	6	0	0	0	0	0	2	0	2	2	2	0	4	0	0	0	0	0	0	0	2	4		
TOTAL	88	6	31	20	20	11	0	40	47	0	0	0	0	0	11	0	11	11	11	0	37	0	0	0	0	0	0	0	57	31		
CFC #25	Child & Family Connections, Options & Advocacy for McHenry Co., 365 Millennium Dr. Ste A, Crystal Lake, IL 60012 - Susan Beckman																															
Jan-23	192	18	52	39	51	30	2	8	184	0	0	1	106	1	0	0	0	0	1	0	0	28	50	0	0	0	2	0	2	109	83	
Feb-23	118	14	32	15	41	15	1	18	89	0	0	0	59	2	0	0	0	0	0	0	13	14	0	0	0	2	3	0	61	57		
Mar-23	206	20	38	38	70	48	1	27	198	0	0	0	80	2	0	0	0	0	1	0	3	31	68	0	2	0	1	0	5	96	119	
TOTAL	516	52	122	92	162	93	4	53	471	0	0	1	245	5	0	0	0	0	2	0	3	72	132	0	2	0	5	3	7	266	259	

Screenings Reported by CFC/CPS/DCFS and Agencies Represented / FY2023-Q3

Agency Type	Total Screened	Ages (in Months)								Not Referred	Total Referred	Screenings of Children involved with DCFS			# of Children Ages 0 to 3 Referred to										# of Children Ages 3 to 5 Referred to								Sub-Totals	
		0-11	12-23	24-35	36-47	48-60	61+	In Intact Family Services	Children of Teen Wards			In Foster Care	LEA EI	(ECSE)	EHS	PI (center-based)	Child Care Program	HV	Other Services	Multiple Services	Rescreening	LEA (ECSE)	PFA	HS	Child Care Program	HV	Other Services	Multiple Services	Rescreening	Ages 0-35 mos.	Ages 36-61+ mos.			
CFC #01 Child & Family Connections, Youth Services Network, Inc., 107 North 3rd Street, Rockford, IL 61107 - Dee Dee Lowery																																		
CC	4	4	0	0	0	0	0	0	4	0	0	0	0	0	0	0	0	0	0	4	0	0	0	0	0	0	0	0	4	0				
HS/EHS	74	9	22	33	5	5	0	44	30	0	0	2	0	0	0	0	0	0	0	25	0	0	0	0	0	0	0	5	64	10				
HV	41	1	3	6	25	6	0	0	41	1	0	1	0	0	0	0	5	5	0	0	0	31	0	0	0	0	0	10	31					
LEA	1274	54	70	144	483	374	149	617	657	27	14	20	30	13	0	3	5	8	9	2	8	81	399	33	4	0	81	202	207	268	1006			
CFC #02 Child & Family Connections, Lake County Health Department, 3010 Grand Ave, 2nd Floor, Waukegan, IL 60085 - Donna Musser																																		
LEA	101	0	0	2	53	43	3	31	70	0	0	0	0	1	0	0	0	0	0	0	4	38	0	0	0	27	0	0	2	99				
CFC #03 Child & Family Connections, Regional Office of Education for Carroll, Jo Daviess, & Stephenson Co., 27 S State Ave, Ste 101, Freeport, IL 61032 - Angela Hodges																																		
FCM	83	75	6	2	0	0	0	76	7	0	0	0	7	0	0	0	0	0	0	0	0	0	0	0	0	0	0	83	0					
HV	25	4	14	5	2	0	0	24	1	1	0	0	1	0	0	0	0	0	0	0	0	0	0	0	0	0	0	23	2					
LEA	74	4	14	7	30	18	1	26	48	1	0	2	1	0	0	0	0	0	0	0	21	26	0	0	0	0	0	25	49					
WIC	83	75	6	2	0	0	0	76	7	0	0	0	7	0	0	0	0	0	0	0	0	0	0	0	0	0	0	83	0					
CFC #04 Child & Family Connections, DayOne PACT, 1551 E Fabyan Pkwy, Geneva, IL 60134 - Ellana Mavromatis																																		
HV	83	12	28	40	3	0	0	52	31	0	0	0	1	0	0	0	0	30	0	0	0	0	0	0	0	0	0	80	3					
LEA	432	0	0	7	273	137	15	153	279	0	0	1	0	1	0	0	0	0	0	1	85	187	0	0	0	12	43	40	7	425				
PAT	121	43	32	42	4	0	0	112	9	0	0	0	8	0	0	0	0	1	0	0	0	0	0	0	0	0	0	117	4					
CFC #05 Child & Family Connections, DayOne PACT, 550 Warrenville Rd, Ste 100B, Lisle, IL 60532 - Marianne McGuire																																		
LEA	228	0	0	45	126	47	10	92	106	1	0	0	0	9	0	0	0	0	15	6	0	25	78	2	0	0	14	1	3	45	183			
PAT	25	9	4	11	1	0	0	8	17	0	0	0	1	0	0	0	0	14	1	0	0	1	0	0	0	0	0	24	1					
CFC #06 Child & Family Connections, Clearbrook, 1835 W Central Rd, Arlington Heights, IL 60005 - Jason Tietz																																		
CC	7	0	0	1	2	3	1	0	7	0	0	0	0	0	0	0	0	0	0	1	3	0	0	0	0	2	0	1	1	6				
LEA	219	1	2	38	94	62	22	75	141	0	0	0	1	29	0	0	0	0	4	0	0	30	63	0	0	0	17	1	7	41	178			
CFC #07 Child & Family Connections, Suburban Access, Inc, One Westbrook Corporate Ctr, Ste 640, Westchester, IL 60154 - Jo Ann Alferink																																		
CFC	4	2	0	1	1	0	0	0	3	0	0	0	2	0	0	0	0	0	0	0	1	0	0	0	0	0	0	3	1					
HV	4	2	0	1	1	0	0	0	3	0	0	0	2	0	0	0	0	0	0	0	1	0	0	0	0	0	0	3	1					
LEA	10	0	0	2	4	2	2	5	5	0	0	0	0	0	0	0	0	0	0	0	5	0	0	0	0	0	0	2	8					
CFC #13 Child & Family Connections, Regional Office of Education #26, 130 S Lafayette St, Ste 200, Macomb, IL 61455 - Chuck Farr																																		
FCM	383	257	116	11	0	0	0	356	28	0	0	0	28	0	0	0	0	0	0	0	0	0	0	0	0	0	0	384	0					

Screenings Reported by CFC/CPS/DCFS and Agencies Represented / FY2023-Q3

Agency Type	Total Screened	Ages (in Months)							Not Referred	Total Referred	Screenings of Children involved with DCFS			# of Children Ages 0 to 3 Referred to								# of Children Ages 3 to 5 Referred to								Sub-Totals		
		0-11	12-23	24-35	36-47	48-60	61+	In Intact Family Services			Children of Teen Wards	In Foster Care	LEA EI	(ECSE)	EHS	PI (center-based)	Child Care Program	HV	Other Services	Multiple Services	Rescreening	LEA (ECSE)	PFA	HS	Child Care Program	HV	Other Services	Multiple Services	Rescreening	Ages 0-35 mos.	Ages 36-61+ mos.	
HS/EHS	10	2	1	1	4	2	0	9	1	0	0	0	0	0	0	0	0	0	0	0	0	0	0	0	0	0	0	1	4	6		
HV	22	6	7	9	0	0	0	19	3	0	0	0	0	0	0	0	3	0	0	0	0	0	0	0	0	0	0	22	0	0		
LEA	14	0	0	0	13	1	0	0	14	0	0	0	0	0	0	0	0	0	0	0	2	12	0	0	0	0	0	0	0	14	0	
PI	47	11	16	18	2	0	0	40	7	2	0	9	2	0	0	0	0	0	0	0	0	5	0	0	0	0	0	0	45	2	0	
CFC #14 Child & Family Connections, 3000 W Rohmann Ave., West Peoria, IL 61604 - Michelle Harr																																
CC	6	2	0	2	2	0	0	4	2	0	0	0	1	0	0	0	0	0	0	0	0	0	0	0	0	1	0	0	4	2	0	
HS/EHS	1	0	0	0	0	1	0	1	0	0	0	0	0	0	0	0	0	0	0	0	0	0	0	0	0	0	0	0	0	1	0	
HV	46	19	8	12	7	0	0	39	7	4	0	0	6	0	0	0	0	0	0	0	0	0	0	0	0	1	0	0	39	7	0	
LEA	420	9	10	57	217	103	24	105	315	2	0	22	2	4	0	20	0	39	12	0	4	63	209	0	0	0	9	11	5	76	344	0
MFP	74	0	0	12	49	13	0	48	26	0	0	0	0	0	0	0	2	0	2	0	0	0	0	0	0	4	1	18	12	62	0	
PAT	37	9	15	12	1	0	0	35	2	0	0	0	2	0	0	0	0	0	0	0	0	0	0	0	0	0	0	0	36	1	0	
CFC #15 Child & Family Connections, Services of Will, Grundy, & Kankakee Counties, Inc., 2300 Glenwood Ave, Joliet, IL 60435 - Rachel Cimino																																
HS/EHS	9	1	1	0	2	5	0	5	4	0	0	0	0	0	0	0	0	0	0	0	4	0	0	0	0	0	0	0	2	7	0	
HV	7	4	2	1	0	0	0	7	0	0	0	0	0	0	0	0	0	0	0	0	0	0	0	0	0	0	0	7	0	0	0	
LEA	1244	1	4	106	673	376	84	378	866	3	0	1	1	3	2	0	0	0	0	0	1	188	552	0	6	0	32	44	114	111	1133	0
CFC #16 Child & Family Connections, 201 W Springfield Ave, Ste 508 & 509, Champaign, IL 61820 - Chris Johnson																																
EI	8	0	0	7	1	0	0	7	1	0	0	0	1	0	0	0	0	0	0	0	0	0	0	0	0	0	0	7	1	0	0	
HC	93	0	0	29	47	14	3	18	75	0	0	1	2	4	0	0	0	16	4	0	5	50	0	0	0	22	22	0	29	64	0	
HD	179	41	22	39	55	19	3	104	75	0	0	1	2	4	0	0	0	16	4	0	5	50	0	0	0	22	22	0	102	77	0	
HS/EHS	8	0	0	0	7	1	0	8	0	0	0	0	0	0	0	0	0	0	0	0	0	0	0	0	0	0	0	0	8	0	0	
LEA	205	0	0	11	140	53	1	0	205	0	0	3	0	4	0	0	0	0	0	7	38	140	0	16	0	1	1	0	11	194	0	
CFC #17 Child & Family Connections, ROE of Adams/Pike Counties, 510 Maine St, Ste 615, Quincy, IL 62301 - Kara Hoffman																																
HS/EHS	46	0	0	12	23	7	4	18	28	3	0	4	0	0	0	0	0	0	0	8	1	0	0	0	1	0	0	18	12	34	0	
HV	22	7	4	10	1	0	0	22	0	0	0	0	0	0	0	0	0	0	0	0	0	0	0	0	0	0	0	21	1	0	0	
LEA	461	0	0	71	218	116	53	330	131	4	0	2	0	0	0	0	0	0	0	28	5	0	0	0	0	0	0	94	71	387	0	
LIC	2	0	0	0	0	2	0	1	1	0	0	0	0	0	0	0	0	0	0	0	0	0	0	0	0	0	0	1	0	2	0	
PI	16	13	2	1	0	0	0	0	16	2	0	0	4	0	0	0	0	16	0	1	0	0	0	0	0	0	0	16	0	0	0	
CFC #19 Child & Family Connections, Macon Co. Community Mental Health Board, 132 S Water St, Ste 604, Decatur, IL 62523 - Amy Farmer																																
LEA	1176	6	4	254	600	183	128	159	1018	4	0	2	16	38	0	0	0	18	143	11	13	121	661	15	0	6	79	73	1	264	911	0

Screenings Reported by CFC/CPS/DCFS and Agencies Represented / FY2023-Q3

Agency Type	Total Screened	Screenings of Children involved with DCFS																			# of Children Ages 0 to 3 Referred to								# of Children Ages 3 to 5 Referred to								Sub-Totals	
		Ages (in Months)							Not Referred	Total Referred	In Intact Family Services	Children of Teen Wards	In Foster Care	LEA EI	(ECSE)	PI (center-based)	Child Care Program	HV	Other Services	Multiple Services	Rescreening	LEA (ECSE)	PFA	HS	Child Care Program	HV	Other Services	Multiple Services	Rescreening	Ages 0-35 mos.	Ages 36-61+ mos.							
		0-11	12-23	24-35	36-47	48-60	61+																															
CFC #20 Child & Family Connections, Community Support Systems, 1901 S 4th St, Ste 209, Effingham, IL 62401 - Rita Wahl																																						
LEA	461	0	0	77	163	92	129	18	443	0	0	0	3	13	0	0	0	0	55	8	3	49	253	63	0	0	18	13	1	77	384							
CFC #21 Child & Family Connections, Regional Office of Education #13, 4 Eagle Center, Ste 4, O'Fallon, IL 62269 - Terri Kampwerth																																						
HV	81	23	31	24	2	0	0	42	39	6	2	4	10	0	0	0	0	2	4	0	23	0	0	0	0	0	0	0	0	78	2							
LEA	163	8	9	12	87	46	1	41	122	4	0	3	2	0	0	0	0	11	0	0	1	13	97	0	0	6	5	0	2	29	134							
PI	74	9	20	13	27	4	0	20	54	1	0	2	9	0	0	0	0	13	0	0	3	3	26	0	0	0	0	0	0	42	31							
CFC #22 Child & Family Connections, Regional Office of Education #13, 660 W Noleman St, Centralia, IL 62801 - Nicole Van Hise																																						
EI	12	0	3	9	0	0	0	6	6	0	0	0	6	0	0	0	0	0	0	0	0	0	0	0	0	0	0	0	0	12	0							
HV	108	15	42	51	0	0	0	77	31	0	0	0	3	0	0	0	0	28	0	0	0	0	0	0	0	0	0	0	0	108	0							
LEA	189	2	3	41	73	41	29	173	26	0	0	0	0	0	0	0	0	1	1	7	0	0	0	0	0	6	3	8	46	143								
CFC #23 Child & Family Connections, Wabash & Ohio Valley Special Education Dist., 800 S Division St, Norris City, IL 62869 - Charity Heifner																																						
HS/EHS	258	42	50	42	58	62	1	249	9	0	0	0	2	2	0	0	0	0	0	0	2	1	1	0	0	0	0	0	0	1	134	121						
LEA	163	0	0	13	122	23	1	0	163	0	0	0	6	7	0	0	0	0	0	0	13	6	141	0	0	0	0	0	72	13	146							
CFC #24 Child & Family Connections, Archway, Inc., 2751 W Main, PO Box 1180, Carbondale, IL 62901-1180 - Lindsay Baskin																																						
HV	40	2	27	11	0	0	0	40	0	0	0	0	0	0	0	0	0	0	0	0	0	0	0	0	0	0	0	0	0	40	0							
LEA	48	4	4	9	20	11	0	0	47	0	0	0	0	0	0	0	0	11	0	11	11	0	37	0	0	0	0	0	0	17	31							
CFC #25 Child & Family Connections, Options & Advocacy for McHenry Co., 365 Millennium Dr, Ste A, Crystal Lake, IL 60012 - Susan Beckman																																						
CC	31	1	1	7	12	10	0	20	11	0	0	0	0	0	0	0	0	0	0	0	2	0	0	0	0	0	0	0	0	9	22							
CFC	245	51	121	73	0	0	0	0	245	0	0	0	245	0	0	0	0	0	0	0	0	0	0	0	0	0	0	0	0	245	0							
LEA	240	0	0	12	150	83	4	33	215	0	0	1	0	5	0	0	0	0	2	0	3	70	132	0	2	0	5	3	7	12	237							

Screenings Reported by CFC/CPS/DCFS and Screening Tools Utilized / FY2023-Q3

Screening Tool	Total Screened	Screenings of Children involved with DCFS										# of Children Ages 0 to 3 Referred to										# of Children Ages 3 to 5 Referred to									
		Ages (in Months)							Not Referred	Total Referred	In Intact Family Services	Children of Teen Wards	In Foster Care	LEA EI	(ECSE)	EHS	PI (center-based)	Child Care Program	HV	Other Services	Multiple Services	Rescreening	LEA (ECSE)	PFA	HS	Child Care Program	HV	Other Services	Multiple Services	Rescreening	
		0-11	12-23	24-35	36-47	48-60	61+																								
CFC #01 Child & Family Connections, Youth Services Network, Inc., 107 North 3rd Street, Rockford, IL 61107 - Dee Dee Lowery																															
ASQ-3	595	72	86	116	182	118	21	337	258	15	9	18	13	0	0	0	0	38	2	0	9	22	181	33	2	0	1	129	98		
ASQ:SE	418	42	53	73	138	91	21	223	195	15	1	10	12	0	0	0	0	38	0	0	0	10	145	33	2	0	0	129	96		
ASQ:SE-2	3	0	0	0	1	2	0	3	0	0	0	0	0	0	0	0	0	0	0	0	0	0	0	0	0	0	0	0	0		
BRIG	3	0	0	0	1	2	0	3	0	0	0	0	0	0	0	0	0	0	0	0	0	0	0	0	0	0	0	0	0		
DIAL	0	0	0	0	0	0	0	0	0	0	0	0	0	0	0	0	0	0	0	0	0	0	0	0	0	0	0	0	0		
DIAL-4	206	11	18	27	88	58	4	82	124	0	8	8	1	1	0	0	0	21	1	0	0	36	56	0	2	0	1	0	5		
ESI	29	7	12	4	6	0	0	18	11	0	0	1	0	0	0	0	0	0	0	0	9	0	0	0	0	0	0	0	2		
ESI-R	383	37	34	62	138	91	21	223	160	15	1	9	12	0	0	0	0	3	0	0	0	10	145	33	2	0	0	129	96		
PLS	2	0	0	0	0	2	0	1	1	0	0	0	0	0	0	0	0	0	0	0	0	0	0	0	0	0	0	0	1		
PLS-5	0	0	0	0	0	0	0	0	0	0	0	0	0	0	0	0	0	0	0	0	0	0	0	0	0	0	0	0	0		
PQ	4	0	0	0	4	0	0	0	4	0	0	0	0	0	0	0	0	0	0	0	0	2	2	0	0	0	0	0	0		
SESI	0	0	0	0	0	0	0	0	0	0	0	0	0	0	0	0	0	0	0	0	0	0	0	0	0	0	0	0	0		
Speed DIAL-4	2	0	0	0	0	2	0	1	1	0	0	0	0	0	0	0	0	0	0	0	0	0	0	0	0	0	0	0	1		
CFC #02 Child & Family Connections, Lake County Health Department, 3010 Grand Ave, 2nd Floor, Waukegan, IL 60085 - Donna Musser																															
DIAL-4	13	0	0	0	6	7	0	4	9	0	0	0	0	0	0	0	0	0	0	0	0	3	0	0	0	0	0	6	0	2	
CFC #03 Child & Family Connections, Regional Office of Education for Carroll, Jo Daviess, & Stephenson Co., 27 S State Ave, Ste 101, Freeport, IL 61032 - Angela Hodges																															
ASQ	119	103	16	0	0	0	0	112	7	0	0	0	7	0	0	0	0	0	0	0	0	0	0	0	0	0	0	0	0		
ASQ-3	240	189	47	4	0	0	0	219	21	0	0	0	5	0	0	0	0	0	0	0	16	0	0	0	0	0	0	0	0		
DIAL	0	0	0	0	0	0	0	0	0	0	0	0	0	0	0	0	0	0	0	0	0	0	0	0	0	0	0	0	0		
DIAL-4	36	0	0	1	15	20	0	8	28	0	0	0	0	0	0	0	0	0	0	0	1	27	0	0	0	0	0	0	0		
CFC #04 Child & Family Connections, DayOne PACT, 1551 E Fabyan Pkwy, Geneva, IL 60134 - Ellana Mavromatis																															
ASQ	14	0	0	0	9	5	0	0	14	0	0	0	0	0	0	0	0	0	0	0	2	12	0	0	0	0	0	0	0		
ASQ-3	369	41	56	101	92	78	0	198	171	0	0	0	5	0	0	0	0	7	0	0	2	29	109	0	0	0	10	0	14		
ASQ:SE	81	11	14	16	15	23	2	57	24	0	0	0	2	0	0	0	0	0	0	0	22	1	0	0	0	0	0	0	3		
ASQ:SE-2	205	30	42	85	29	18	0	150	55	0	0	0	3	0	0	0	0	7	0	0	0	3	30	0	0	0	0	0	14		
BAT	9	0	0	2	2	5	0	7	2	0	0	0	0	0	0	0	0	0	0	2	2	1	0	0	0	0	0	0			
BDI-2	33	0	0	0	13	18	2	13	20	0	0	0	0	0	0	0	0	0	0	0	20	0	0	0	0	0	0	0	3		
DIAL	29	0	0	6	12	10	1	14	15	0	0	0	0	2	0	0	0	0	0	0	2	11	0	0	0	0	2	0	5		
DIAL-4	14	0	0	0	9	5	0	0	14	0	0	0	0	0	0	0	0	0	0	0	2	12	0	0	0	0	0	0	0		
PLS-5	47	0	0	0	29	18	0	0	47	0	0	0	0	0	0	0	0	0	0	0	3	30	0	0	0	0	0	0	14		

Screenings Reported by CFC/CPS/DCFS and Screening Tools Utilized / FY2023-Q3

Screening Tool	Total Screened	Screenings of Children involved with DCFS											# of Children Ages 0 to 3 Referred to								# of Children Ages 3 to 5 Referred to									
		Ages (in Months)							Not Referred	Total Referred	In Intact Family Services	Children of Teen Wards	In Foster Care	LEA EI	(ECSE)	PI (center-based)	Child Care Program	HV	Other Services	Multiple Services	Rescreening	LEA (ECSE)	PFA	HS	Child Care Program	HV	Other Services	Multiple Services	Rescreening	
		0-11	12-23	24-35	36-47	48-60	61+																							
CFC #05 Child & Family Connections, DayOne PACT, 550 Warrenville Rd, Ste 100B, Lisle, IL 60532 - Marianne McGuire																														
ASQ	105	16	18	19	28	23	1	62	43	0	0	0	3	1	0	0	0	0	0	0	0	17	21	0	0	0	1	0	0	0
ASQ-3	149	3	11	24	65	46	0	42	107	0	0	0	2	13	0	0	1	12	11	12	0	8	74	1	0	0	0	0	0	2
ASQ:SE	52	2	11	6	16	17	0	15	37	0	0	0	5	0	0	0	1	12	0	1	0	12	7	0	0	0	1	0	0	
ASQ:SE-2	52	1	2	8	18	23	0	40	12	0	0	0	0	2	0	0	0	0	0	0	0	8	0	0	0	0	0	0	2	
DECA I/T - DECA-C	48	16	16	16	0	0	0	48	0	0	0	0	0	0	0	0	0	0	0	0	0	0	0	0	0	0	0	0	0	
DIAL	46	0	0	0	28	18	0	3	43	0	0	0	0	0	0	0	0	0	0	0	0	0	43	0	0	0	0	0	0	
DIAL-4	39	0	0	2	28	8	1	2	37	0	0	0	0	1	0	0	0	0	0	0	0	5	21	0	0	0	10	0	0	
ESI-R	48	16	16	16	0	0	0	48	0	0	0	0	0	0	0	0	0	0	0	0	0	0	0	0	0	0	0	0	0	
Play-Based	6	0	0	3	2	1	0	3	3	0	0	0	0	1	0	0	0	0	0	0	0	2	0	0	0	0	0	0	0	
TPBA	28	0	2	1	10	15	0	12	16	0	0	0	3	0	0	0	0	0	0	0	0	12	0	0	0	0	1	0	0	
CFC #06 Child & Family Connections, Clearbrook, 1835 W Central Rd, Arlington Heights, IL 60005 - Jason Tietz																														
ASQ-3	35	0	0	4	16	13	2	12	23	0	0	0	0	3	0	0	0	0	0	0	0	19	0	0	0	0	1	0	0	
ASQ:SE	14	0	0	0	3	10	1	0	14	0	0	0	0	0	0	0	0	0	0	0	0	14	0	0	0	0	0	0	0	
ASQ:SE-2	145	2	3	2	80	54	3	41	104	0	0	0	0	0	0	0	6	0	0	0	2	89	0	0	0	19	12	0		
DIAL	23	0	0	9	3	11	0	6	17	0	0	0	0	6	0	0	0	0	0	0	0	9	0	0	0	0	0	0	2	
DIAL-4	31	0	0	2	19	10	0	1	30	0	0	0	0	0	0	0	0	2	0	0	2	24	0	0	0	0	12	0		
TPBA	10	0	0	0	10	0	0	7	3	0	0	0	0	0	0	0	0	0	0	0	2	0	0	0	0	1	0	0		
TPBA-2	6	0	0	0	3	3	0	3	3	0	0	0	0	0	0	0	0	0	0	0	3	0	0	0	0	0	0	0		
CFC #07 Child & Family Connections, Suburban Access, Inc. One Westbrook Corporate Ctr, Ste 640, Westchester, IL 60154 - Jo Ann Alferink																														
ASQ	8	1	1	1	3	2	0	3	5	0	0	0	0	0	0	0	2	0	0	0	3	0	0	0	0	0	0	0	0	
ASQ:SE	5	0	0	0	3	2	0	2	3	0	0	0	0	0	0	0	0	0	0	0	3	0	0	0	0	0	0	0	0	
DIAL-4	105	0	0	0	49	47	9	2	103	0	0	0	0	0	0	0	0	0	0	0	39	64	0	0	0	0	0	0	0	
DIAL-R	16	0	0	2	7	6	1	10	6	0	0	0	0	0	0	0	0	1	0	0	0	0	0	0	0	5	0	0		
CFC #12 Child & Family Connections, Easter Seals of Metropolitan Chicago, 17300 S Ozark Ave - North Bldg, Tinley Park, IL 60477 - Peter Byrne																														
ASQ	160	2	7	22	52	79	0	48	113	0	0	0	0	0	0	0	6	0	0	0	24	56	0	14	0	9	3	1		
ASQ-3	41	11	12	16	2	0	0	37	4	0	0	0	0	0	0	0	3	0	1	0	0	0	0	0	0	0	0	0		
ASQ:SE	41	11	12	16	2	0	0	37	4	0	0	0	0	0	0	0	3	0	1	0	0	0	0	0	0	0	0	0		
ASQ:SE-2	32	2	4	0	15	12	0	19	13	0	0	0	0	0	0	0	6	0	0	0	2	5	0	0	0	0	0	0		
DIAL	26	0	0	4	11	10	0	1	25	0	0	0	1	3	0	0	0	0	0	0	15	6	0	0	0	0	0	0		
DIAL-4	407	2	4	41	177	183	2	96	302	0	0	7	0	1	0	0	6	0	0	1	55	246	0	5	0	6	1	2		

Screenings Reported by CFC/CPS/DCFS and Screening Tools Utilized / FY2023-Q3

Screening Tool	Total Screened	Screenings of Children involved with DCFS											# of Children Ages 0 to 3 Referred to								# of Children Ages 3 to 5 Referred to										
		Ages (in Months)							Not Referred	Total Referred	In Intact Family Services	Children of Teen Wards	In Foster Care	LEA EI	(ECSE)	EHS	PI (center-based)	Child Care Program	HV	Other Services	Multiple Services	Rescreening	LEA (ECSE)	PFA	HS	Child Care Program	HV	Other Services	Multiple Services	Rescreening	
		0-11	12-23	24-35	36-47	48-60	61+																								
CFC #13 Child & Family Connections, Regional Office of Education #26, 130 S Lafayette St, Ste 200, Macomb, IL 61455 - Chuck Farr																															
ASQ	354	229	116	9	0	0	0	328	26	2	0	4	16	0	0	0	0	7	0	0	0	0	0	3	0	0	0	0	0	0	0
ASQ:SE	16	4	8	4	0	0	0	12	4	2	0	4	1	0	0	0	0	0	0	0	0	0	3	0	0	0	0	0	0	0	
CFC #14 Child & Family Connections, 3000 W Rohmann Ave., West Peoria, IL 61604 - Michelle Harr																															
ASQ	17	0	0	0	12	5	0	12	5	0	0	0	0	0	0	0	0	0	0	0	0	0	0	0	0	0	0	1	0	4	
ASQ-3	126	19	22	42	25	17	1	112	14	0	0	4	12	0	0	0	0	0	0	0	0	2	0	0	0	0	0	0	0	0	
BRIG	9	0	0	3	2	4	0	7	2	0	0	0	0	1	0	0	0	0	0	0	1	0	0	0	0	0	0	0	0		
BRIG-3	193	0	0	19	111	59	4	9	184	26	0	11	0	9	0	7	0	0	1	0	1	28	122	0	0	0	8	0	8		
DIAL-4	17	0	0	0	9	7	1	3	14	0	0	1	0	0	0	0	0	0	0	0	11	3	0	0	0	0	0	0	0		
ESI-R	35	0	0	0	19	13	3	5	30	0	0	0	0	0	0	0	0	0	0	0	2	22	0	0	0	6	0	0	0		
PLS-4	17	0	0	0	12	5	0	12	5	0	0	0	0	0	0	0	0	0	0	0	0	0	0	0	0	1	0	4	0		
SESI	4	0	0	0	0	0	4	1	3	0	0	0	0	0	0	0	0	0	0	0	1	0	0	0	0	1	0	0	1		
CFC #15 Child & Family Connections, Services of Will, Grundy, & Kankakee Counties, Inc., 2300 Glenwood Ave, Joliet, IL 60435 - Rachel Cimino																															
ASQ	11	0	0	0	7	4	0	0	11	0	0	0	0	0	0	0	0	0	0	0	1	10	0	0	0	0	0	0	0	0	
ASQ-3	129	38	42	41	6	2	0	111	18	0	0	0	9	0	0	0	0	0	0	0	2	0	0	0	0	0	0	0	7		
ASQ:SE	486	0	0	8	226	228	24	287	199	0	0	0	0	0	0	0	0	0	0	2	20	78	0	0	0	26	0	73	0		
BRIG	390	0	0	12	170	189	19	288	102	0	0	0	0	0	0	0	0	0	0	0	14	50	0	0	0	26	0	12	0		
BRIG-3	51	1	1	11	22	16	0	43	8	0	0	8	4	0	0	0	0	0	0	0	4	0	0	0	0	0	0	0	0		
DIAL	24	0	0	0	17	7	0	3	21	0	0	0	0	0	0	0	0	0	0	0	7	9	0	3	0	0	0	2	0		
DIAL-4	373	0	0	52	163	148	10	76	297	0	0	3	0	2	1	0	0	0	3	0	0	92	187	0	0	0	4	8	16		
CFC #16 Child & Family Connections, 201 W Springfield Ave, Ste 508 & 509, Champaign, IL 61820 - Chris Johnson																															
ASQ-3	20	8	9	3	0	0	0	20	0	0	0	0	0	0	0	0	0	0	0	0	0	0	0	0	0	0	0	0	0	0	
DIAL-4	86	0	0	4	44	38	0	2	84	0	0	0	0	3	0	0	0	0	0	0	1	20	41	0	15	0	0	0	4		
CFC #17 Child & Family Connections, ROE of Adams/Pike Counties, 510 Maine St, Ste 615, Quincy, IL 62301 - Kara Hoffman																															
ASQ	9	2	5	2	0	0	0	9	2	2	0	0	2	0	0	0	0	9	0	0	0	0	0	0	0	0	0	0	0	0	
ASQ:SE	9	2	5	2	0	0	0	9	2	2	0	0	2	0	0	0	0	9	0	0	0	0	0	0	0	0	0	0	0		
DIAL	180	0	0	8	75	81	16	143	37	7	0	2	0	0	0	0	0	0	0	0	3	2	0	0	0	0	0	0	32		
CFC #18 Child & Family Connections, Sangamon Co. Public Health Department, 2833 S Grand Ave, E, Springfield, IL 62703 - Lisa McGlothlin																															
ASQ:SE	295	1	1	5	134	156	0	0	295	1	0	11	0	0	0	0	0	1	0	0	1	0	266	0	0	0	0	0	30		
BRIG-3	406	16	24	29	155	181	3	109	297	1	0	11	2	0	0	0	0	1	0	0	1	0	266	0	0	0	0	0	30		

Screenings Reported by CFC/CPS/DCFS and Screening Tools Utilized / FY2023-Q3

Screening Tool	Total Screened	Screenings of Children involved with DCFS											# of Children Ages 0 to 3 Referred to								# of Children Ages 3 to 5 Referred to									
		Ages (in Months)						Not Referred	Total Referred	In Intact Family Services	Children of Teen Wards	In Foster Care	EI	LEA (ECSE)		(center-based)	PI Child Care Program	HV	Other Services	Multiple Services	Rescreening	LEA (ECSE)	PFA	HS	Child Care Program	HV	Other Services	Multiple Services	Rescreening	
		0-11	12-23	24-35	36-47	48-60	61+																							
CFC #21	Child & Family Connections, Regional Office of Education #13, 4 Eagle Center, Ste 4, O'Fallon, IL 62269 - Terri Kampwerth																													
ASQ-3	227	47	61	67	27	25	0	159	68	20	1	11	7	0	0	0	0	10	0	0	21	6	24	0	0	0	0	0	0	0
ASQ:SE	206	45	58	58	21	24	0	144	62	18	1	11	3	0	0	0	0	10	0	0	21	5	23	0	0	0	0	0	0	0
ASQ:SE-2	21	2	3	9	6	1	0	15	6	2	0	0	4	0	0	0	0	0	0	0	0	1	1	0	0	0	0	0	0	
DIAL-4	38	0	0	3	18	17	0	20	18	0	0	0	0	0	0	0	0	0	0	0	0	3	18	0	0	0	2	2	0	0
CFC #22	Child & Family Connections, Regional Office of Education #13, 660 W Noleman St, Centralia, IL 62801 - Nicole Van Hise																													
ASQ	13	6	4	3	0	0	0	13	0	0	0	0	0	0	0	0	0	0	0	0	0	0	0	0	0	0	0	0	0	0
ASQ-3	8	1	4	3	0	0	0	7	1	0	0	0	1	0	0	0	0	0	0	0	0	0	0	0	0	0	0	0	0	0
BRIG	9	6	2	1	0	0	0	9	0	0	0	0	0	0	0	0	0	0	0	0	0	0	0	0	0	0	0	0	0	0
CFC #23	Child & Family Connections, Wabash & Ohio Valley Special Education Dist., 800 S Division St, Norris City, IL 62869 - Charity Heifner																													
ASQ	280	31	62	55	59	73	0	262	8	0	0	0	6	0	0	0	0	0	0	0	0	0	0	0	0	0	1	0	0	0
DIAL-4	512	31	62	60	212	172	1	262	247	0	0	0	7	0	0	0	0	0	0	0	6	20	232	0	0	0	1	0	115	0
Speed DIAL-4	280	31	62	55	59	73	0	262	8	0	0	0	6	0	0	0	0	0	0	0	0	0	0	0	0	1	0	0	0	0
CFC #24	Child & Family Connections, Archway, Inc., 2751 W Main, PO Box 1180, Carbondale, IL 62901-1180 - Lindsay Baskin																													
ASQ	61	18	28	15	0	0	0	12	49	0	0	0	0	0	0	27	0	22	0	0	0	0	0	0	0	0	0	0	0	0
ASQ-2	13	0	0	0	7	6	0	0	13	0	0	0	0	0	0	0	0	0	0	0	2	11	0	0	0	0	0	0	9	0
ASQ-3	62	10	10	13	14	15	0	0	62	0	0	0	0	0	0	0	33	0	33	33	2	29	0	0	0	0	0	0	0	0
ASQ:SE-2	62	10	10	13	14	15	0	0	62	0	0	0	0	0	0	0	33	0	33	33	2	29	0	0	0	0	0	0	0	0
BRIG	61	18	28	15	0	0	0	12	49	0	0	0	0	0	0	27	0	22	0	0	0	0	0	0	0	0	0	0	0	0
BRIG-3	11	0	0	4	3	3	1	10	1	0	0	0	1	0	0	0	0	0	0	0	0	0	0	1	0	0	0	0	0	0
CFC #25	Child & Family Connections, Options & Advocacy for McHenry Co., 365 Millennium Dr, Ste A, Crystal Lake, IL 60012 - Susan Beckman																													
ASQ	175	35	73	45	11	10	1	0	170	0	0	0	152	0	0	0	0	0	0	0	1	5	10	0	0	3	2	2	0	0
ASQ-3	104	10	4	6	54	30	0	36	66	0	0	0	1	0	0	0	0	0	0	1	11	54	0	0	0	0	8	0	0	0
ASQ:SE	25	5	3	2	5	10	0	19	6	0	0	0	0	0	0	0	0	0	0	1	2	3	0	0	0	0	0	0	0	0
ASQ:SE-2	38	0	0	1	30	7	0	0	38	0	0	0	0	0	0	0	0	0	0	0	0	38	0	0	0	0	8	0	0	0
CIP	39	0	0	2	21	16	0	5	34	0	0	1	0	0	0	0	0	0	0	0	7	27	0	0	0	0	0	0	0	0
DIAL-4	56	0	3	5	27	21	0	7	49	0	0	0	0	5	0	0	0	0	1	0	12	23	0	0	0	1	0	0	7	0