

TO: Kristina Doan, ISBE  
Benny Delgado, IDHS  
Colleen Cunningham, IDHS  
Jennifer Grissom, IDHS  
All CFC Managers  
Andria Goss, Cook County DCFS  
Davette Clark-Johnson, CPS  
Kelsey Badger, Erikson Institute's DCFS Intact Program  
Allison Lowe-Fotos, Ounce of Prevention Fund  
Carmen Garcia, Ounce of Prevention Fund  
Karen Berman, Ounce of Prevention Fund

DATE: December 6, 2023

RE: FY 2024 Q1 Developmental Screening Report

Enclosed within are Child Find developmental screening reports and maps reflecting the number of children reported as screened from July 1, 2023 through September 30, 2023 throughout the State of Illinois. Please note that IDHS County Health Department (CHD) data is **not** included. When available, it will be located at <http://www.dhs.state.il.us/page.aspx?item=33422>. We hope to reintegrate this data going forward.

#### TABLE OF CONTENTS

Narrative .....	2
Sample Form .....	4
Directions for Completing Form .....	5
Data Mappings .....	8
Screenings Reported by ZIP Code .....	14
Screenings Reported by Month .....	24
Screenings Reported by Agencies Represented .....	28
Screenings Reported by Screening Tool Utilized .....	31

This report, as well as reports reflecting prior years, is made publicly available on our website at <https://www.childfind-idea-il.us/Screening.aspx>. If you have any questions or concerns about the enclosed information, please feel free to reach out via the contact form on our website at <https://www.childfind-idea-il.us/Contact.aspx> or call (800) 851-6197, option 2.

Best Regards,



Denise Stricklin  
Child Find Project Coordinator

## Child Find Project Data Collection Mappings

### *Background*

Since 1998, the Illinois State Board of Education (ISBE) has operated the Child Find Project (Child Find), funded through Individuals with Disabilities Education Act Part B, Preschool Discretionary funds to develop and disseminate public awareness materials to Local Education Agencies (LEAs), Special Education Cooperatives, and the Child and Family Connections (CFC) offices.

The Child Find Project, managed by a single Program Coordinator, collects data on the number and location of developmental screenings taking place across Illinois for children between 0 to 5 years of age. A developmental screening is the use of screening tools to track the development of young children across multiple domains. Child Find receives:

- Data from the 25 CFC sites across Illinois. CFCs are the system point of entry for Early Intervention under the Illinois Department of Human Services (IDHS), and are required to report data to Child Find. CFCs receive data from local school districts, with the exception of Chicago Public School (CPS) District #299, where data is reported directly to Child Find.
- Quarterly data on screenings from all health departments reporting to IDHS, which is obtained from the Cornerstone data entry system (Cornerstone).
- Department of Children and Family Services (DCFS) Cook County for children birth to five who are in care. These screenings are conducted by Erikson Institute (Erikson) /DCFS Early Childhood developmental specialists or by the DCFS Integrated Assessment program.
- Monthly data from Erikson/ DCFS Early Childhood Intact Program for Cook, Northern, Central and Southern regions. Erikson/DCFS Early Childhood developmental specialists administer developmental screenings to children ages birth through three entering the foster care system in Cook County and coordinates assessments statewide. The data is not separated by zip codes but reported by the four DCFS regions.

Through the support of the Early Learning Council, the *0-5 Child Find Screening Data Collection Form* (Data Collection Form) used by reporting entities was updated in 2016 in an effort to gather improved information on referral counts, screening tools used, type of reporting program/entity and the type of referral. Among these improvements, a new field was added to include the zip code of locations performing developmental screenings. The inclusion of this field allows for the mapping of portrays where screenings occur, identify potential gaps in reporting and referrals and make the data useful for stakeholders.

### *Mappings*

Child Find has partnered with the Illinois Early Childhood Asset Map (IECAM) to display, through geo-mapping, where developmental screenings are occurring as reported on the Data Collection Form. Developed in 2006, IECAM is funded by ISBE and the IDHS to provide information on existing services, the demographics of young children and their families, and state resources that serve young children. Child Find provides quarterly reports to IECAM which in turn provides mappings on 0-5 Child Find Screenings:

- Total Screened by CFC region
- Total Referred by CFC region

- Total Screened by Zip Code
- Total Referred by Zip Code

#### *Limitations and exclusions*

There is no data system to support unduplicated, disaggregated child level data collection, but the addition of the zip code field draws a broader picture of screenings occurring in the state. Even with the stated improvements to the Data Collection Form, limitations remain:

- Reporting to CFCs is voluntary and reporting entities include: school districts, Local Education Agencies (LEAs), Special Education Cooperatives, Regional Offices of Education, child care providers, Head Start/Early Head Start, Home Visiting programs, Early Intervention providers, health departments, health care providers, DCFS, IDHS Family Case Management, multi-funded programs, and Women, Infants and Children.
- CFCs 8, 9, 10 and 11 serve the City of Chicago but do not conduct screening events – Chicago Public Schools (CPS) #299 coordinates all screenings in these regions. It is up to CPS to report the screenings conducted, and data is not broken down by CFC region or even zip code.
- Reporting entities submit data manually through paper forms. CFCs vary greatly in the frequency and method of reporting data to Child find: Some CFCs email forms to the Project Coordinator as forms are received and other CFCs collect forms throughout a quarter before submitting them all at once via US Mail or fax.
- Delayed reporting from entities to CFCs impacts the timeliness of data to Child Find. CFCs do not all report information to Child Find in regular intervals.
- Data collection is time consuming and complex for both reporting entities and CFCs. Data is often inconsistent and unreliable because not all relevant fields are completed and mathematical miscalculations are recorded in fields. As of May 1, 2018, Child Find is piloting an electronic data collection system with two CFCs. This system would notify reporting entities when a mistake has been entered, prompting a correction before data submission is allowed.
- IDHS does not report data on developmental screenings by zip code. Rather, quarterly Cornerstone data is reported to Child Find in an aggregate format. This constitutes a significant sector of data that cannot be mapped.
- The data is not available in real-time but delayed by at least one quarter.
- The zip code on the Data Collection Form refers to where the screening occurred, not necessarily the home zip code of the children receiving the screening.

Even with limitations, the mappings make the data transparent and provides utility for stakeholders as a quality improvement process. As state agencies, programs, and communities continue to employ developmental screenings as a tool to support children’s development and school readiness, these mappings visually display areas in the state that might be underreporting screenings and need additional supports to increase screenings and referrals. Further, the wide dissemination of the mappings raise awareness of Child Find which may lead to better reporting by both entities and CFCs. Additional fields were added to the Data Collection Form beyond the zip code and future mappings are possible in the future.

**0-5 CHILD FIND**  
**SCREENING DATA COLLECTION FORM**

*Please refer to the directions when completing this form.*

**SECTION I: IDENTIFYING INFORMATION**

Current Date: _____	Month/Year of Screenings: _____	CFC Submitting Form: _____
Name of Screening Agency: _____		
Type of Program/Entity <sup>1</sup> : _____	Zip Code of Locations of Screenings: _____	
Screening Tool(s) used: _____		
Contact Person's Name: _____	Phone Number: _____	
Email Address: _____		

If the screening was part of a shared screening event, please check the following box: ☐

**SECTION II: SCREENING INFORMATION**

<b>Report Totals</b>								
Total Children Screened	Age 0-11 months	Age 12-23 months	Age 24-35 months	Age 36-47 months	Age 48-60 months	Age 61+ months	Not Referred	Total Referred

<b>Screenings of Children involved with DCFS</b>		
# of Children in Intact Family Services Screened	# of Children of Teen Wards Screened	# of Children in Foster Care Screened

**SECTION III: SCREENING RESULTS – REFERRAL COUNTS<sup>2</sup>**

<b>Report Totals for Children Ages 0 – 35 Months</b>								
# Referred to EI	# Referred to LEA (ECSE)	# Referred to EHS	# Referred to PI (center-based)	# Referred to Child Care Program	# Referred to HV	# Referred to Other Services	# Referred to Multiple Services	# Referred for Rescreening

<b>Report Totals for Children Ages 36 – 60 Months</b>							
# Referred to LEA (ECSE)	# Referred to PFA	# Referred to HS	# Referred to Child Care Program	# Referred to HV	# Referred to Other Services	# Referred to Multiple Services	# Referred for Rescreening

Please fax or email completed form(s) by \_\_\_\_\_ (*insert timeframe*) to your local Child and Family Connections (CFC) office at the following contact information: \_\_\_\_\_.

You may find your local CFC office by going to the Illinois Department of Human Services office locator at [www.dhs.state.il.us](http://www.dhs.state.il.us). If you have questions regarding this form, please contact the Child Find Project at 1-800-851-6197.

<sup>1</sup> Child Care Provider (CC), Head Start/Early Head Start (HS/EHS), Home Visiting (HV), Multi-Funded Program (MFP), Child and Family Connections (CFC), School District or Local Education Agency (LEA), Early Intervention (EI) Provider, Health Department (HD), Health Care Provider (HC), Women, Infants and Children (WIC), Illinois Department of Children and Family Services (DCFS) or Family Case Management (FCM).

<sup>2</sup> The following are abbreviations used in SECTION III: EI = Early Intervention; EHS = Early Head Start; PI = Prevention Initiative; HV = Home Visiting; PFA = Preschool for All; and HS = Head Start.

**DIRECTIONS FOR COMPLETING  
0-5 CHILD FIND SCREENING, REPORTING AND DATA COLLECTION FORM**

The Illinois State Board of Education (ISBE) operates the Child Find Project (the “Project”). The Project is funded through IDEA Part B, Preschool Discretionary funds to develop and disseminate public awareness materials to Local Education Agencies (LEAs), Special Education Cooperatives, and the Child and Family Connections (CFC) offices. One activity of the Project is to collect data on the number and location of developmental screenings taking place across the State of Illinois for children between 0 and 5 years of age. The purpose of the 0-5 Child Find Screening, Reporting and Data Collection Form (the “Form”) is the collection of said data by the Project. If your program administers developmental screenings, you should report screening data to the Project using the Form. This applies to developmental screenings only and not to other types of screenings, such as those for vision or hearing. Agencies are required to complete each section of the Form.

The following are certain definitions that may be useful when completing the Form:

**Health Department** – A certified public health department of a county or the City of Chicago that strives to meet the public health needs of its jurisdiction.

**Health Care Provider** – A primary care physician, clinic, etc.

**Home Visiting** – A voluntary program serving pregnant women and children up to the age of 5 that promotes positive parenting practices and builds healthy parent-child relationships, which makes them an essential strategy for reducing child abuse and neglect, improving health outcomes for mothers and children, and increasing school readiness. Home visiting services use evidence-based, intensive, outcome-driven models that promote parent-child attachment; provide developmental screening, monitoring, and referrals; and provide linkages to community resources and services. Additional information pertaining to home visiting in Illinois can be found at <http://www.igrowillinois.org/>.

**Multi-Funded Program** – A program receiving separate funds from two or more program funding streams that are integrated or blended in order to pay for total program expenditures.

**SECTION I: IDENTIFYING INFORMATION**

This information allows the tracking of locations of screenings that occur, what programs or entities are involved in screenings, at what frequency screenings occur in a particular area, and who participates in screening activities.

**Current Date** – Insert the date the screening form is completed.

**Month/Year of Screening** – For cumulative reporting, insert the month and year the screenings took place.

**CFC Submitting Form** – CFCs should insert their CFC #, if a CFC is submitting a completed form.

**Name of Screening Agency** – Insert the name of the agency or provider undertaking the screening. Please note that such an agency or provider may include, but is not limited to, the following: Child Care Provider (CC); Head Start/Early Head Start (HS/EHS); Home Visiting (HV); Multi-Funded Program (MFP); Child and Family Connections (CFC); School District or Local Education Agency (LEA); Early Intervention (EI) Provider; Health Department (HD); Health Care Provider (HC); Women, Infants and

Children (WIC); Illinois Department of Children and Family Services (DCFS); or Family Case Management (FCM).

*This information is gathered for data collection purposes only. If the screening is a joint effort between two or more CFCs or two or more school districts, indicate all CFCs and school districts involved in the joint effort, in order to show the area in which screenings are taking place. If a joint screening takes place with a CFC and a school district, the screenings will be attributed to the CFC or school district based on the ages of the children screened. Separate reports may be submitted if easier on reporting entities.*

**Type of Program/Entity** – Insert the type of program or entity that describes the Screening Agency. Options include the following: Child Care Provider (CC); Head Start/Early Head Start (HS/EHS); Home Visiting (HV); Multi-Funded Program (MFP); Child and Family Connections (CFC); School District or Local Education Agency (LEA); Early Intervention (EI) Provider; Health Department (HD); Health Care Provider (HC); Women, Infants and Children (WIC); Illinois Department of Children and Family Services (DCFS); or Family Case Management (FCM).

**Zip Code of the Locations of Screenings** – Identify the zip code of the location of the screening event. One form should be submitted per event, as such, only one zip code should be entered here.

**Screening Tool** – Identify name of Developmental Screening tool(s) administered (e.g., ASQ3, ASQ-SE, DIAL, Brigance, other) by listing all that apply on the Form. Do not include other screenings performed such as Vision, Hearing, etc.

**Contact Person (Name, Phone Number and Email Address)** – Insert the name, telephone number and email address of the individual in charge of the screening session.

**Name of Agency** – List agency(ies) or individual provider(s) conducting the screening activity(ies), if screening event is community-wide or a joint-effort.

## **SECTION II: SCREENING INFORMATION**

This information allows the tracking of the number of children screened and their age at the time of screening. Please note that the data for Section II refers to the total number of children screened (and is not separated out by zip codes as in Section I above).

**Total Children Screened** – Total number of children screened during event of cumulative monthly report.

**Age 0-61+ Months** – In the appropriate box, indicate the number of children by age who were screened.

**Not Referred** – Children who were screened but no referral was needed.

**Total Referred** – Children who were screened and a referral was needed.

The “Total Children Screened” count in Section II of the Form should equal the number of children referred *plus* the number of children not referred.

For purposes of the Form, a **Referral** occurs when a provider completes a screening and provides

information on how to connect families to a service provider that can meet the child and family's needs as indicated on the screening. Guidance on *referring families* may be found at the websites for (i) ExceleRate Illinois (including, the following link: <http://www.exceleRateillinoisproviders.com/docman/resources/91-three-steps-to-screening/file>) and (ii) U.S. Department of Health and Family Services—Office of Administration for Children and Families for *Birth to 5: Watch Me Thrive!* (including, the following link: [https://www.acf.hhs.gov/sites/default/files/ece/ece\\_providers\\_guide\\_march2014.pdf](https://www.acf.hhs.gov/sites/default/files/ece/ece_providers_guide_march2014.pdf))

For purposes of data related to the screenings of children involved with DCFS (which is collected in the second table in Section II), please note the following:

**# of Children in Intact Family Services Screened** – refers to the number of children screened who are involved with DCFS but are not in DCFS protective custody and are residing with their families as part of DCFS's Intact Families program.

**# of Children of Teen Wards Screened** – refers to the number of children screened whose parents are wards of DCFS.

**# of Children in Foster Care Screened** – refers to the number of children screened who are in DCFS care and residing with a foster family.

### **SECTION III: SCREENING RESULTS – REFERRAL COUNTS**

The information submitted here allows the tracking of referrals made for children ages 0-35 months and 36-50 months.

Indicate the number of children referred for further evaluation in the appropriate referral count box identified. If a referral type is not listed, please indicate the name of the agency(ies) receiving referral(s) and the number of children involved. Please note that the numbers used in Section III will overlap and will not always match-up to the number used in the category of "Total Referred" in Section II above.

**# Referred to Other Services** – Indicate the number of children referred to community based programs/agencies (i.e., speech, hearing, vision).

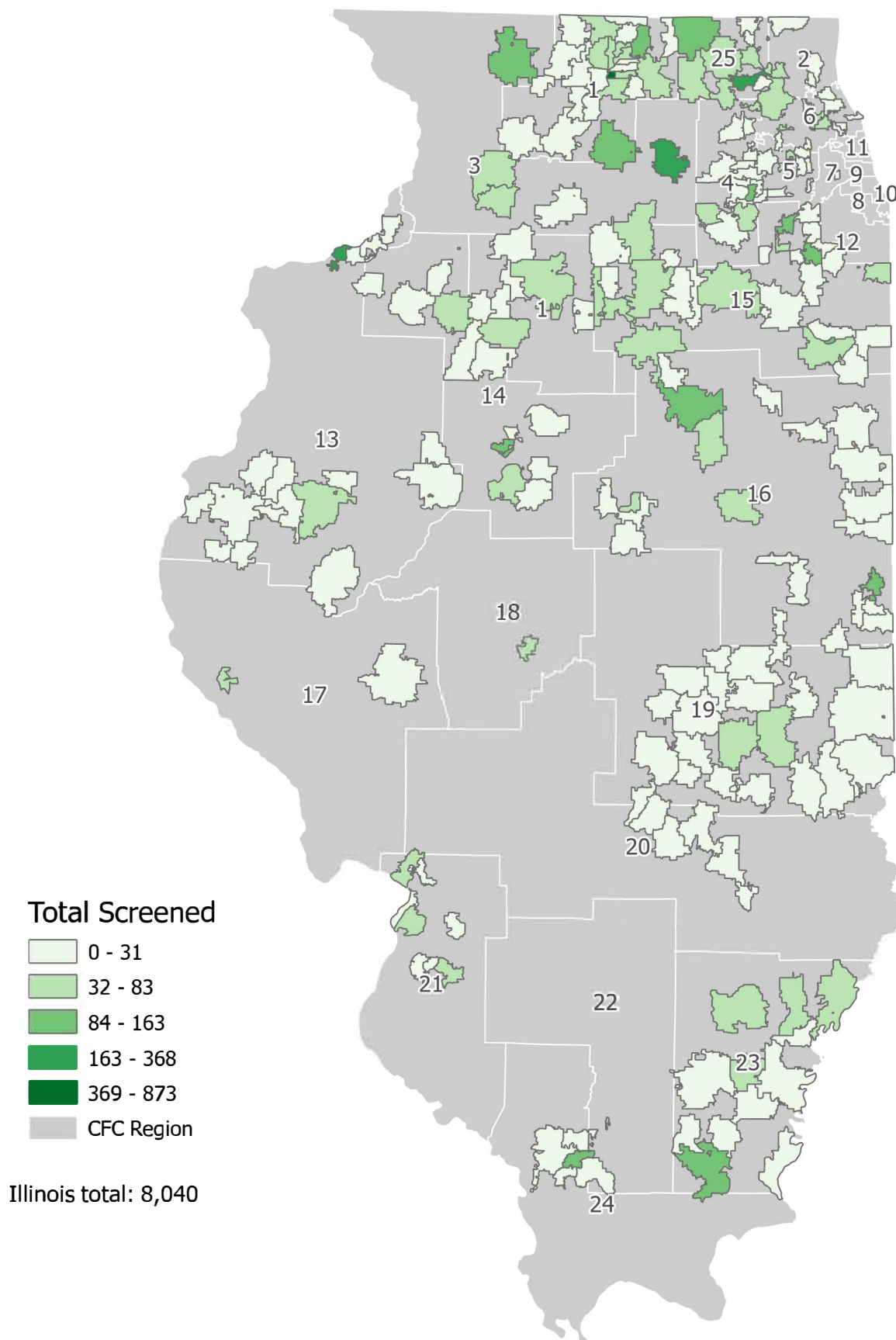
**# Referred for Rescreening** – Indicate the number of children who did not score a concern on the screening, but are determined to benefit from a repeat screening at a later date (due to parent report of functioning variance, unable to screen, other concerns screener may have, etc.).

**# Referred to Multiple Services** – If more than one of the other categories in this Section III has been checked, then also check "Referred for Multiple Services". *Please note that some children may be referred to multiple services and we want to know how many children present like that.*

Please **fax or email** completed reports to the local Child and Family Connections (CFC) office, attention Local Interagency Council (LIC) Coordinator. The LIC Coordinator is responsible for collecting all 0-5 Screening Collection forms relating to screening activities for children 0-5 years of age occurring in the service area. These reports are forwarded monthly to the State's Child Find Project Coordinator for statewide analysis and data compilation.

# Child Find Screening FY2024, Q1

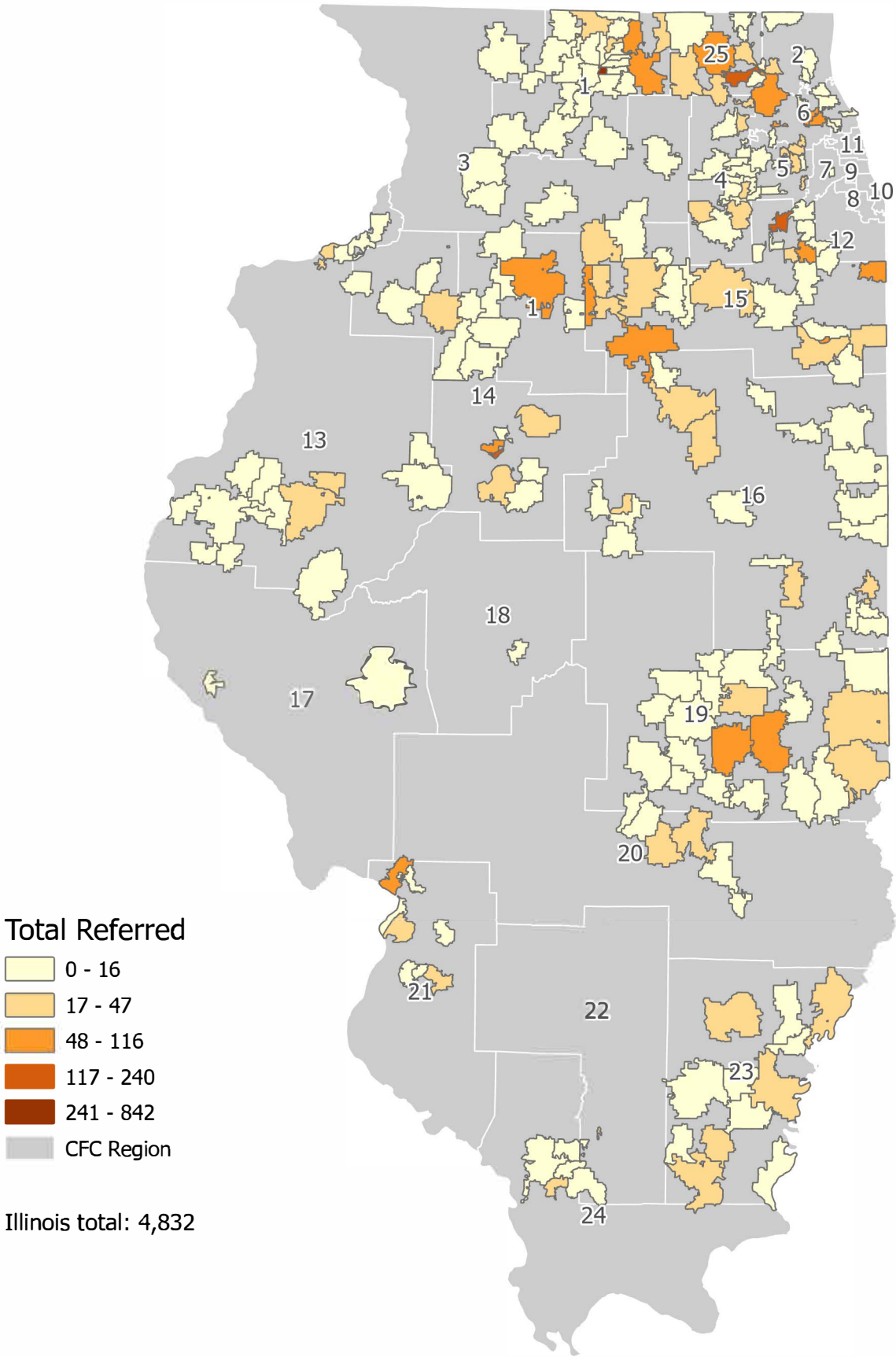
## Total children birth through 5 years old screened, zip code





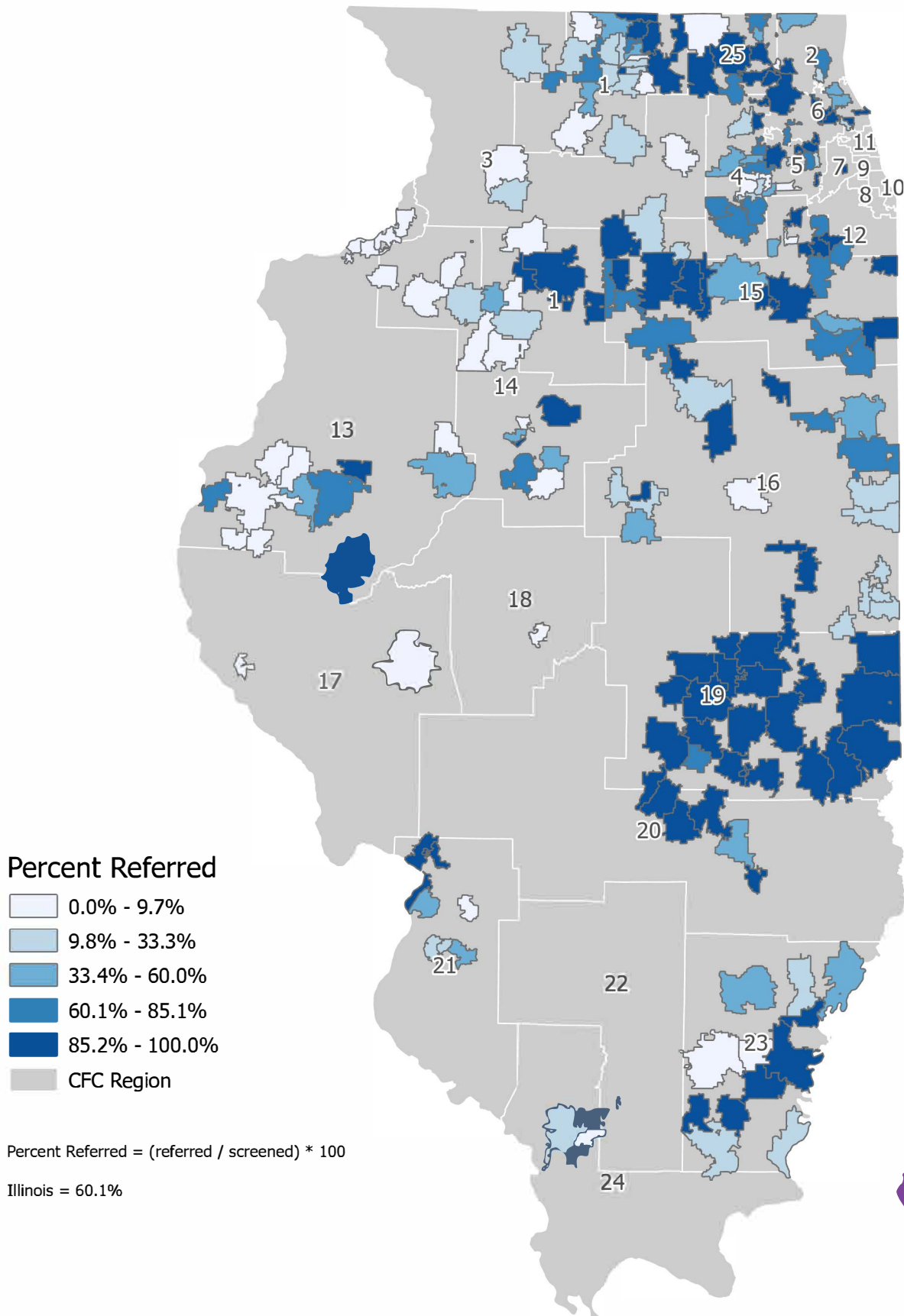
# Child Find Screening FY2024, Q1

## Total children birth through 5 years old referred, zip code



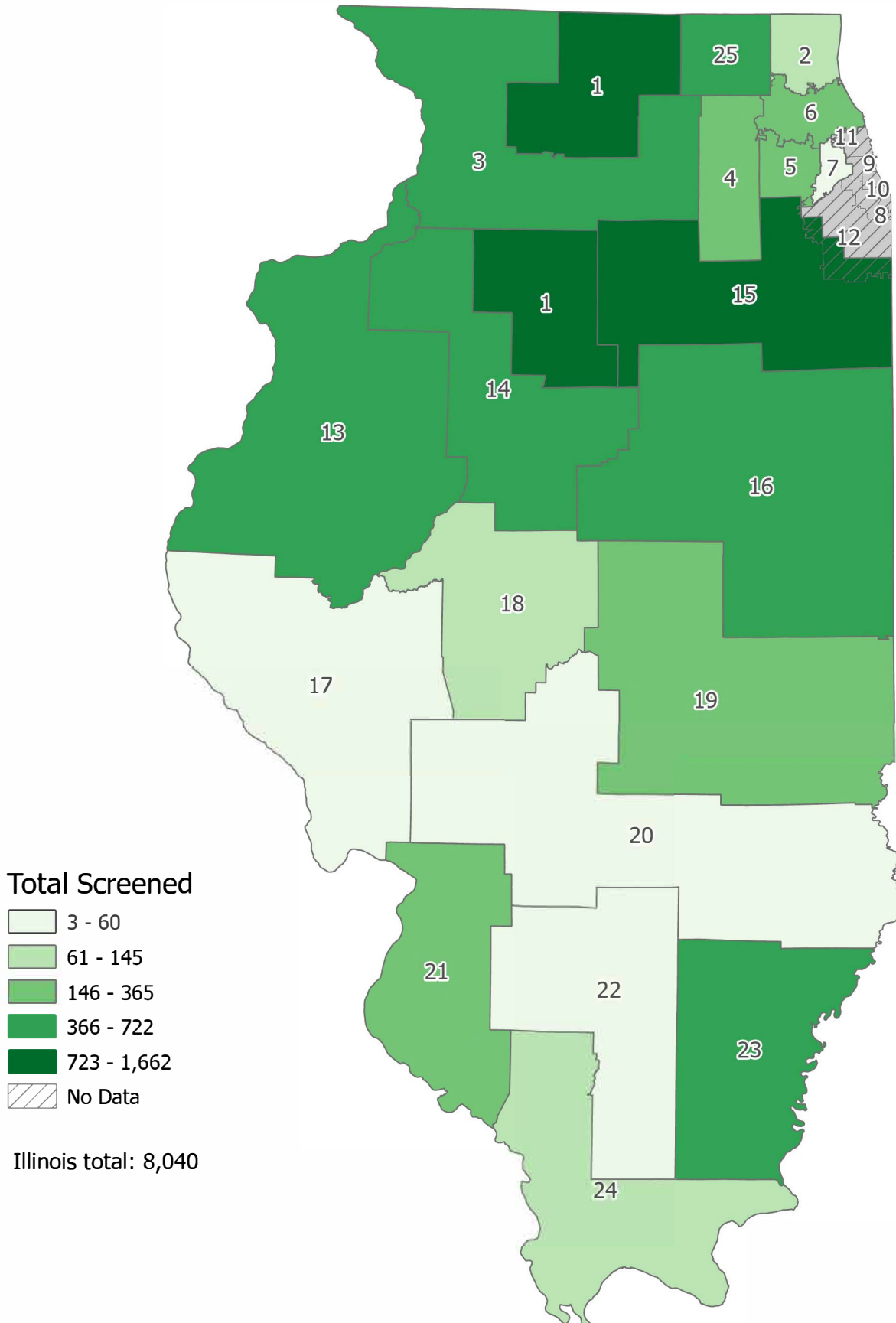
# Child Find Screening FY2024, Q1

## Percent children referred, zip code



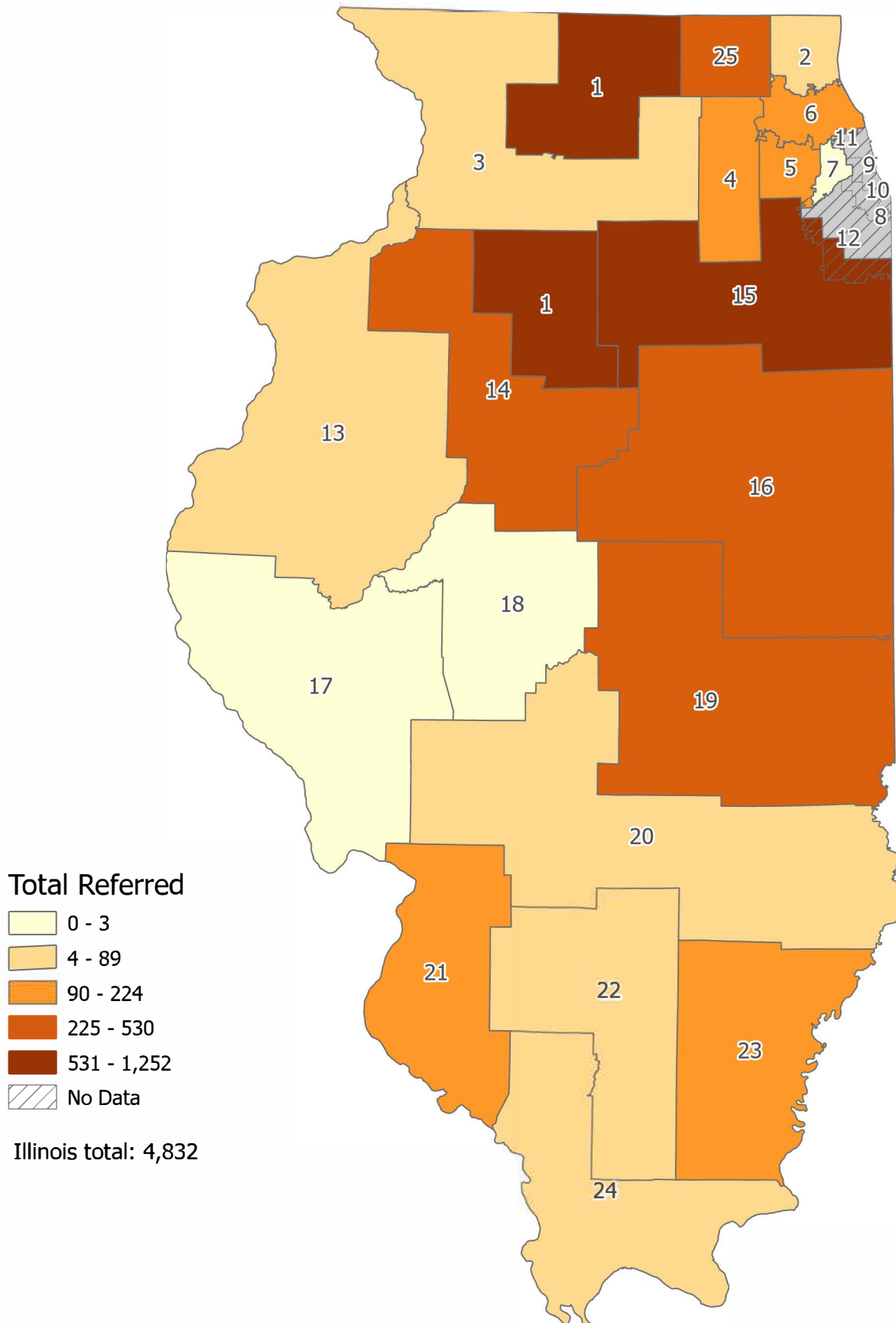
# Child Find Screening FY2024, Q1

## Total children birth through 5 screened, CFC region



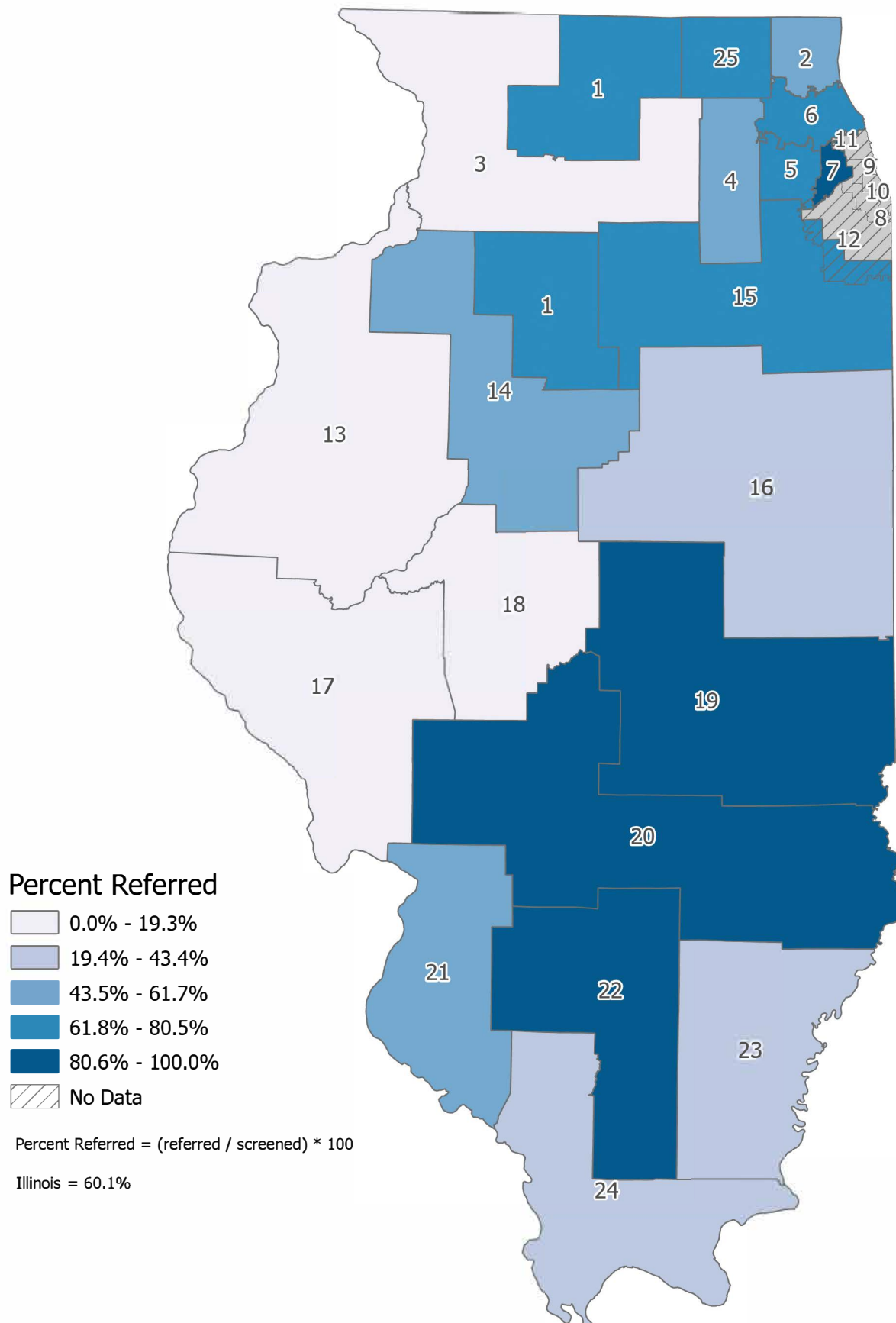
# Child Find Screening FY2024, Q1

## Total children birth through 5 referred, CFC region



# Child Find Screening FY2024, Q1

## Percent children referred, CFC region



## Screenings Reported by CFC/CPS/DCFS and ZIP / FY2024 Q1

Zip Code	Total Screened	Screenings of Children involved with DCFS											# of Children Ages 0 to 3 Referred to								# of Children Ages 3 to 5 Referred to								Sub-Totals				
		Ages (in Months)						Not Referred	Total Referred	In Intact Family Services	Children of Teen Wards	In Foster Care	LEA EI	PI (ECSE)	Child Care (center-based)	Child Care Program	HV	Other Services	Multiple Services	Rescreening	LEA (ECSE)	PFA	HS	Child Care Program	HV	Other Services	Multiple Services	Rescreening	Ages 0-35 mos.	Ages 36-61+ mos.			
		0-11	12-23	24-35	36-47	48-60	61+																										
CFC #01	Child & Family Connections, Youth Services Network, Inc., 107 North 3rd Street, Rockford, IL 61107 - Dee Dee Lowery																																
61008	53	0	0	3	22	28	0	0	53	0	0	0	0	0	0	0	0	3	0	0	1	0	0	0	0	50	1	0	3	50			
61010	2	0	0	0	1	1	0	1	1	0	0	0	0	0	0	0	0	0	0	0	0	1	0	0	0	0	0	0	0	2			
61011	90	0	0	6	40	44	0	0	90	0	0	1	0	2	0	0	0	4	0	0	0	0	0	0	0	84	0	0	6	84			
61012	23	0	0	1	8	14	0	0	23	0	0	0	0	0	0	0	0	1	0	0	0	21	0	0	0	0	0	1	1	22			
61016	4	1	1	2	0	0	0	4	0	0	0	0	0	0	0	0	0	0	0	0	0	0	0	0	0	0	0	0	4	0			
61024	2	0	0	2	0	0	0	2	0	0	0	0	0	0	0	0	0	0	0	0	1	0	0	0	0	0	1	0	2	0			
61039	3	0	0	0	2	1	0	1	2	0	0	0	0	0	0	0	0	0	0	0	1	1	0	0	0	0	0	0	0	3			
61061	2	0	0	2	0	0	0	2	0	0	0	0	0	0	0	0	0	0	0	0	0	0	0	0	0	0	0	0	2	0			
61063	12	0	0	0	4	8	0	10	2	0	0	0	0	0	0	0	0	0	0	0	2	0	0	0	0	0	0	0	0	12			
61064	0	0	0	0	0	0	0	0	0	0	0	0	0	0	0	0	0	0	0	0	0	0	0	0	0	0	0	0	0	0			
61068	117	0	1	14	68	34	0	102	15	0	0	0	0	0	0	0	0	0	0	0	15	0	0	0	0	0	0	0	15	102			
61072	56	0	0	4	10	17	25	35	21	0	0	0	0	4	0	0	0	0	0	0	0	15	0	0	0	0	0	2	4	52			
61073	1	0	0	0	1	0	0	0	1	0	0	0	0	0	0	0	0	0	0	0	1	0	0	0	0	0	0	0	0	1			
61080	1	0	0	1	0	0	0	0	1	0	0	0	0	0	0	0	0	0	0	0	0	0	0	0	0	0	0	0	1	0			
61084	0	0	0	0	0	0	0	0	0	0	0	0	0	0	0	0	0	0	0	0	0	0	0	0	0	0	0	0	0	0			
61088	11	0	0	0	5	6	0	3	8	0	0	0	0	0	0	0	0	0	0	0	8	0	0	0	0	0	0	0	0	11			
61101	49	4	13	16	9	6	1	36	13	0	0	0	1	0	0	0	0	0	0	7	0	0	0	0	0	0	0	5	33	16			
61102	29	5	11	10	3	0	0	23	6	0	0	0	1	0	0	0	0	0	0	5	0	0	0	0	0	0	0	0	26	3			
61103	34	6	13	14	1	0	0	26	8	0	0	0	3	0	0	0	0	0	0	5	0	0	0	0	0	0	0	0	33	1			
61104	873	6	10	21	521	310	5	31	842	24	0	17	1	0	0	0	0	0	0	5	25	836	240	0	0	0	715	450	37	836			
61107	28	6	8	14	0	0	0	22	6	0	0	0	3	0	0	0	0	0	0	3	0	0	0	0	0	0	0	0	28	0			
61108	44	12	20	11	1	0	0	37	7	0	0	0	3	0	0	0	0	0	0	3	0	0	0	0	0	0	0	1	43	1			
61109	40	13	15	11	1	0	0	34	6	0	0	0	4	0	0	0	0	1	0	1	0	0	0	0	0	0	0	0	39	1			
61111	40	3	10	8	12	7	0	26	14	0	0	0	0	0	0	0	0	0	0	9	0	0	0	0	0	0	5	21	19				
61112	0	0	0	0	0	0	0	0	0	0	0	0	0	0	0	0	0	0	0	0	0	0	0	0	0	0	0	0	0	0			
61114	2	1	0	1	0	0	0	2	0	0	0	0	0	0	0	0	0	0	0	0	0	0	0	0	0	0	0	2	0	0			
61115	58	7	3	3	31	14	0	11	47	1	6	1	4	0	0	0	0	0	0	0	7	34	0	0	0	1	0	1	13	45			
61310	0	0	0	0	0	0	0	0	0	0	0	0	0	0	0	0	0	0	0	0	0	0	0	0	0	0	0	0	0	0			
61326	13	0	0	0	9	4	0	0	13	0	0	0	0	0	0	0	0	0	0	0	0	13	0	0	0	0	0	0	0	13			
61345	4	0	0	0	1	1	2	1	3	0	0	0	0	0	0	0	0	0	0	0	0	0	0	0	0	1	0	2	0	4			
61356	64	3	6	15	25	15	0	0	64	0	0	0	0	0	0	0	16	8	0	0	3	37	0	0	0	0	0	0	24	40			
61376	1	0	0	0	0	1	0	1	0	0	0	0	0	0	0	0	0	0	0	0	0	0	0	0	0	0	0	0	0	1			

## Screenings Reported by CFC/CPS/DCFS and ZIP / FY2024 Q1

Zip Code	Total Screened	Ages (in Months)							Not Referred	Total Referred	Screenings of Children involved with DCFS			# of Children Ages 0 to 3 Referred to										# of Children Ages 3 to 5 Referred to								Sub-Totals	
		0-11	12-23	24-35	36-47	48-60	61+	In Intact Family Services			Children of Teen Wards	In Foster Care	EI	LEA (ECSE)	EHS	PI (center- based)	Child Care Program	HV	Other Services	Multiple Services	Rescreening	LEA (ECSE)	PFA	HS	Child Care Program	HV	Other Services	Multiple Services	Rescreening	Ages 0-35 mos.	Ages 36-61+ mos.		
61379	6	0	0	2	1	3	0	0	6	0	0	0	0	0	0	0	2	0	0	0	0	4	0	0	0	0	0	0	2	4			
TOTAL	1662	67	111	161	776	514	33	410	1252	25	6	19	20	6	0	0	0	17	18	0	39	64	962	240	0	0	136	717	467	339	1323		

### CFC #02 Child & Family Connections, Lake County Health Department, 3010 Grand Ave, 2nd Floor, Waukegan, IL 60085 - Donna Musser

60002	15	0	0	2	8	5	0	9	6	0	0	0	0	0	0	0	0	0	0	0	0	6	0	0	0	0	0	1	2	13
60015	8	0	0	0	0	8	0	5	3	0	0	0	0	0	0	0	0	0	0	0	3	0	0	0	0	0	0	0	8	
60048	11	0	0	0	3	6	2	3	8	0	0	0	0	0	0	0	0	0	0	0	0	0	0	0	0	7	0	1	0	11
60061	21	0	0	1	12	8	0	17	4	0	0	1	0	1	0	0	0	0	0	0	3	0	0	0	0	0	0	0	1	20
60084	47	0	0	0	32	15	0	5	42	0	0	0	0	0	0	0	0	0	0	0	0	32	0	0	0	10	0	0	0	47
TOTAL	102	0	0	3	55	42	2	39	63	0	0	1	0	1	0	0	0	0	0	0	6	38	0	0	0	17	0	2	3	99

### CFC #03 Child & Family Connections, Regional Office of Education for Carroll, Jo Daviess, & Stephenson Co., 27 S State Ave, Ste 101, Freeport, IL 61032 - Angela Hodges

60115	247	151	63	19	10	4	0	234	13	0	0	0	13	0	0	0	0	0	0	0	0	0	0	0	0	0	0	0	0	233	14
61032	139	122	16	1	0	0	0	124	15	0	0	0	3	0	0	0	0	0	0	0	12	0	0	0	0	0	0	0	0	139	0
61071	59	0	0	3	28	28	0	48	11	0	0	1	0	0	0	0	0	0	0	0	5	6	0	0	0	0	0	0	3	56	
61081	51	15	19	17	0	0	0	51	0	2	0	2	0	0	0	0	0	0	0	0	0	0	0	0	0	0	0	0	51	0	
TOTAL	496	288	98	40	38	32	0	457	39	2	0	3	16	0	0	0	0	0	0	0	12	5	6	0	0	0	0	0	0	426	70

### CFC #04 Child & Family Connections, DayOne PACT, 1551 E Fabyan Pkwy, Geneva, IL 60134 - Ellana Mavromatis

60110	42	0	0	0	21	21	0	2	40	0	0	0	0	0	0	0	0	0	0	0	7	31	0	0	0	0	2	0	0	42
60119	11	0	0	3	3	5	0	5	6	0	0	0	0	0	0	0	0	0	0	0	6	0	0	0	0	0	0	0	3	8
60123	20	0	0	0	13	2	5	0	20	0	0	0	0	0	0	0	0	0	0	0	3	17	0	0	0	0	0	0	0	20
60124	8	0	0	0	6	2	0	6	2	0	0	0	0	0	0	0	0	0	0	0	2	0	0	0	0	0	0	0	0	8
60134	8	0	0	0	6	2	0	4	4	0	0	0	0	0	0	0	0	0	0	0	4	0	0	0	0	0	1	1	0	8
60174	16	0	0	0	7	9	0	4	12	0	0	0	0	0	0	0	0	0	0	0	6	6	0	0	0	0	0	0	0	16
60502	1	1	0	0	0	0	0	1	0	0	0	0	0	0	0	0	0	0	0	0	0	0	0	0	0	0	0	0	1	0
60504	4	1	3	0	0	0	0	2	2	0	0	0	2	0	0	0	0	0	0	0	0	0	0	0	0	0	0	0	4	0
60505	115	40	33	41	1	0	0	98	17	0	0	0	7	0	0	0	0	10	0	0	0	0	0	0	0	0	0	0	114	1
60506	18	4	10	4	0	0	0	18	0	0	0	0	0	0	0	0	0	0	0	0	0	0	0	0	0	0	0	0	18	0
60510	7	0	1	3	3	0	0	2	5	0	0	0	3	0	0	0	0	0	0	0	2	0	0	0	0	0	0	0	4	3
60538	6	0	3	3	0	0	0	5	1	0	0	0	1	0	0	0	0	0	0	0	0	0	0	0	0	0	0	0	6	0
60540	1	0	0	1	0	0	0	1	0	0	0	0	0	0	0	0	0	0	0	0	0	0	0	0	0	0	0	0	1	0

## Screenings Reported by CFC/CPS/DCFS and ZIP / FY2024 Q1

Zip Code	Total Screened	Ages (in Months)						Not Referred	Total Referred	Screenings of Children involved with DCFS			# of Children Ages 0 to 3 Referred to										# of Children Ages 3 to 5 Referred to							Sub-Totals	
		0-11	12-23	24-35	36-47	48-60	61+			In Intact	Children of Teen	In Foster Care	EI	LEA (ECSE)	EHS	PI (center-based)	Child Care Program	HV	Other Services	Multiple Services	Rescreening	LEA (ECSE)	PFA	HS	Child Care Program	HV	Other Services	Multiple Services	Rescreening	Ages 0-35 mos.	Ages 36-61+ mos.
										Family Services	Wards																				
60542	1	0	0	1	0	0	0	1	0	0	0	0	0	0	0	0	0	0	0	0	0	0	0	0	0	0	0	0	0	1	0
60543	34	2	2	0	19	11	0	11	23	0	0	0	0	0	0	0	0	0	0	0	0	5	21	0	0	0	0	11	8	4	30
60545	52	2	3	4	25	18	0	11	41	7	0	0	1	0	0	0	0	0	0	0	0	8	33	0	0	0	0	20	19	9	43
60560	21	0	2	0	14	5	0	5	16	0	0	0	0	0	0	0	0	0	0	0	0	8	8	0	0	0	0	0	8	2	19
<b>TOTAL</b>	<b>365</b>	<b>50</b>	<b>57</b>	<b>60</b>	<b>118</b>	<b>75</b>	<b>5</b>	<b>176</b>	<b>189</b>	<b>7</b>	<b>0</b>	<b>0</b>	<b>14</b>	<b>0</b>	<b>0</b>	<b>0</b>	<b>0</b>	<b>10</b>	<b>0</b>	<b>0</b>	<b>0</b>	<b>43</b>	<b>116</b>	<b>0</b>	<b>0</b>	<b>0</b>	<b>0</b>	<b>34</b>	<b>36</b>	<b>167</b>	<b>198</b>

### CFC #05 Child & Family Connections, DayOne PACT, 550 Warrenville Rd, Ste 100B, Lisle, IL 60532 - Marianne McGuire

60101	18	0	0	0	4	14	0	0	18	0	0	0	0	0	0	0	0	0	0	0	1	17	0	0	0	0	0	0	0	18	
60133	16	0	0	0	10	6	0	3	13	0	0	0	0	0	0	0	0	0	0	0	0	13	0	0	0	0	0	0	0	16	
60139	37	0	0	2	18	17	0	0	37	0	0	0	0	2	0	0	0	0	0	0	3	34	0	0	0	0	2	0	2	35	
60148	28	0	0	5	16	7	0	4	23	0	0	0	0	0	0	0	0	5	0	0	5	14	0	0	0	0	0	0	5	23	
60181	16	0	0	3	8	5	0	14	2	0	0	0	0	0	0	0	0	0	0	0	2	0	0	0	0	0	0	0	3	13	
60185	15	0	0	5	3	7	0	0	15	0	0	0	0	5	0	0	0	0	5	5	0	0	10	0	0	0	0	0	0	5	10
60187	40	0	0	0	16	22	2	30	10	0	0	0	0	0	0	0	0	0	0	0	10	0	0	0	0	0	0	0	0	40	
60191	27	0	0	0	22	5	0	0	27	0	0	0	0	0	0	0	0	0	0	0	0	26	0	0	0	0	0	1	0	27	
60439	0	0	0	0	0	0	0	0	0	0	0	0	0	0	0	0	0	0	0	0	0	0	0	0	0	0	0	0	0	0	
60540	3	0	3	0	0	0	0	3	0	0	0	0	0	0	0	0	0	0	0	0	0	0	0	0	0	0	0	0	3	0	
60559	23	0	0	0	11	12	0	2	21	0	0	0	0	0	0	0	0	0	0	0	5	0	0	0	0	0	21	5	0	0	23
TOTAL	223	0	3	15	108	95	2	56	166	0	0	0	0	7	0	0	0	0	10	5	0	26	114	0	0	0	21	7	1	18	205

### CFC #06 Child & Family Connections, Clearbrook, 1835 W Central Rd, Arlington Heights, IL 60005 - Jason Tietz

60004	10	0	0	8	2	0	0	0	10	0	0	0	0	8	0	0	0	0	0	0	0	2	0	0	0	0	0	0	0	8	2
60016	68	0	0	5	45	18	0	5	61	0	0	0	0	3	0	0	0	0	2	0	0	8	48	0	0	0	0	0	0	5	63
60053	8	0	0	1	2	5	0	0	8	0	0	0	0	1	0	0	0	0	0	0	5	0	0	0	0	2	0	0	1	7	
60056	83	0	0	0	42	41	0	0	83	0	0	0	0	0	0	0	0	0	0	0	28	30	0	0	0	25	0	0	0	83	
60062	10	0	0	0	7	3	0	6	4	0	0	0	0	0	0	0	0	0	0	0	2	0	0	0	0	2	0	0	0	10	
60091	2	0	0	0	1	1	0	0	2	0	0	0	0	0	0	0	0	0	0	0	2	0	0	0	0	0	0	0	0	2	
60194	80	0	0	0	56	21	3	28	52	0	0	0	0	0	0	0	0	0	0	0	0	49	0	0	0	15	11	0	0	80	
60714	19	0	0	2	7	10	0	15	4	0	0	1	0	2	0	0	0	0	0	0	2	0	0	0	0	0	0	1	2	17	
TOTAL	280	0	0	16	162	99	3	54	224	0	0	1	0	14	0	0	0	0	2	0	1	49	127	0	0	0	44	11	1	16	264



## Screenings Reported by CFC/CPS/DCFS and ZIP / FY2024 Q1

Zip Code	Total Screened	Ages (in Months)						Not Referred	Total Referred	Screenings of Children involved with DCFS			# of Children Ages 0 to 3 Referred to								# of Children Ages 3 to 5 Referred to								Sub-Totals																																																																																																																																																																																																																																																																																																																																																																																																																																																																																																																																																																																																																																																																																																																																																																																																																																																																																																																																																																																																																																																																																																																																																																																																																																																																																																																							
										In Intact Family Services	Children of Teen Wards	In Foster Care	LEA EI	PI (center-based)	Child Care Program	Other HV	Multiple Services	Rescreening	LEA (ECSE)	PFA	Child Care Program	Other HV	Multiple Services	Rescreening	Ages 0-35 mos.	Ages 36-61+ mos.																																																																																																																																																																																																																																																																																																																																																																																																																																																																																																																																																																																																																																																																																																																																																																																																																																																																																																																																																																																																																																																																																																																																																																																																																																																																																																																										
		0-11	12-23	24-35	36-47	48-60	61+																																																																																																																																																																																																																																																																																																																																																																																																																																																																																																																																																																																																																																																																																																																																																																																																																																																																																																																																																																																																																																																																																																																																																																																																																																																																																																																																													</

## Screenings Reported by CFC/CPS/DCFS and ZIP / FY2024 Q1

Zip Code	Total Screened	Ages (in Months)							Not Referred	Total Referred	Screenings of Children involved with DCFS			# of Children Ages 0 to 3 Referred to								# of Children Ages 3 to 5 Referred to								Sub-Totals	
											In Intact Family Services	Children of Teen Wards	In Foster Care	LEA EI	LEA (ECSE)	EHS	PI (center-based)	Child Care Program	HV	Other Services	Multiple Services	Rescreening	LEA (ECSE)	PFA	HS	Child Care Program	HV	Other Services	Multiple Services	Rescreening	Ages 0-35 mos.
		0-11	12-23	24-35	36-47	48-60	61+																								
61421	51	0	2	2	18	23	6	44	7	0	0	0	0	0	0	0	0	0	0	0	0	5	0	0	0	0	0	0	2	4	47
61443	78	7	6	6	25	22	12	56	22	0	0	0	0	0	0	0	0	1	1	0	0	0	0	0	0	2	2	16	19	59	
61483	3	2	0	0	1	0	0	3	0	0	0	0	0	0	0	0	0	0	0	0	0	0	0	0	0	0	0	0	2	1	
61491	1	1	0	0	0	0	0	1	0	0	0	0	0	0	0	0	0	0	0	0	0	0	0	0	0	0	0	0	1	0	
61548	24	0	0	0	14	10	0	1	23	2	0	0	0	0	0	0	0	0	0	0	0	6	17	0	0	0	0	0	0	0	24
61550	11	0	0	3	3	5	0	5	6	0	0	0	0	0	0	0	0	0	0	0	0	6	0	0	0	0	2	4	2	3	8
61554	51	4	5	0	31	11	0	9	42	0	0	3	1	0	0	0	0	0	0	0	0	1	40	0	0	0	0	0	0	9	42
61568	4	0	0	1	2	0	1	4	0	0	0	0	0	0	0	0	0	0	0	1	0	0	0	0	0	1	0	0	1	3	
61604	163	21	13	30	52	42	5	70	93	0	0	0	8	0	0	4	0	7	0	0	0	10	64	0	0	0	6	6	0	64	99
61605	159	0	0	22	101	36	0	2	157	3	0	9	0	7	0	11	0	0	0	0	4	21	102	0	0	0	2	0	10	22	137
61614	13	4	1	5	3	0	0	13	0	0	0	0	0	0	0	0	0	0	0	0	0	0	0	0	0	0	0	0	10	3	
TOTAL	572	41	34	74	250	149	24	222	350	5	0	12	9	7	0	15	0	7	1	1	5	49	223	0	0	0	13	12	30	149	423

### CFC #15 Child & Family Connections, Services of Will, Grundy, & Kankakee Counties, Inc., 2300 Glenwood Ave, Joliet, IL 60435 - Rachel Cimino

60404	22	0	0	2	8	12	0	11	11	0	0	0	0	1	0	0	0	0	0	0	0	10	0	0	0	0	0	0	2	20
60408	16	0	0	2	10	4	0	0	16	0	0	0	0	0	0	0	0	0	0	0	3	12	0	0	0	0	0	1	2	14
60416	35	0	0	0	21	14	0	4	31	0	0	2	0	0	0	0	0	0	0	0	8	23	0	0	0	0	0	0	0	35
60417	82	0	0	1	47	34	0	0	82	0	0	0	1	0	0	0	0	0	0	0	15	56	0	0	0	0	0	10	1	81
60423	14	0	0	0	7	6	1	3	11	0	0	0	0	0	0	0	0	0	0	0	0	5	0	0	0	4	0	2	0	14
60433	17	0	0	3	8	6	0	0	17	0	0	0	0	0	0	0	0	0	0	0	7	8	0	0	0	0	0	2	3	14
60435	40	12	14	14	0	0	0	39	1	0	0	0	1	0	0	0	0	0	0	0	0	0	0	0	0	0	0	0	40	0
60442	14	0	0	1	6	7	0	3	11	0	0	0	0	0	0	0	0	0	0	0	0	10	0	0	0	1	0	0	1	13
60446	158	0	0	0	77	80	1	0	158	0	0	0	0	0	0	0	0	0	0	0	19	105	0	0	0	0	0	34	0	158
60448	8	0	0	0	6	2	0	1	7	0	0	0	0	0	0	0	0	0	0	0	0	0	0	0	0	0	0	7	0	8
60450	45	4	7	5	22	7	0	24	21	0	0	0	0	0	0	0	0	0	0	0	1	20	0	0	0	0	0	0	16	29
60451	116	0	0	1	75	40	0	0	116	0	0	0	0	0	0	0	0	1	0	0	34	56	0	9	5	7	0	4	1	115
60481	16	0	0	3	9	4	0	0	16	0	0	0	0	3	0	0	0	0	0	0	3	10	0	0	0	0	0	0	3	13
60491	4	0	0	0	3	1	0	1	3	0	0	0	0	0	0	0	0	0	0	0	3	0	0	0	0	0	0	0	0	4
60518	36	0	0	0	12	24	0	32	4	0	0	0	0	0	0	0	0	0	0	0	1	0	0	0	0	2	1	0	0	36
60549	7	0	0	0	3	4	0	6	1	0	0	0	0	0	0	0	0	0	0	0	1	0	0	0	0	0	0	0	0	7
60901	57	16	13	16	12	0	0	19	38	0	0	0	36	0	0	0	0	0	0	0	0	2	0	0	0	0	0	0	45	12
60914	25	3	2	5	5	10	0	13	12	0	0	0	2	0	0	0	0	2	0	0	0	5	3	0	0	0	0	0	10	15
60915	92	12	18	17	21	24	0	40	52	0	0	0	4	0	0	0	0	0	0	0	3	45	0	0	0	0	0	0	47	45

## Screenings Reported by CFC/CPS/DCFS and ZIP / FY2024 Q1

Zip Code	Total Screened	Ages (in Months)							Not Referred	Total Referred	Screenings of Children involved with DCFS			# of Children Ages 0 to 3 Referred to								# of Children Ages 3 to 5 Referred to								Sub-Totals	
		0-11	12-23	24-35	36-47	48-60	61+	In Intact Family Services			Children of Teen Wards	In Foster Care	EI	LEA (ECSE)	EHS	PI (center-based)	Child Care Program	HV	Other Services	Multiple Services	Rescreening	LEA (ECSE)	PFA	HS	Child Care Program	HV	Other Services	Multiple Services	Rescreening	Ages 0-35 mos.	Ages 36-61+ mos.
60954	31	0	0	2	13	16	0	0	31	0	0	0	0	0	0	0	0	0	0	0	0	25	0	0	0	5	0	1	2	29	
60964	8	0	0	1	4	3	0	2	6	0	0	0	1	0	0	0	0	0	0	0	0	5	0	0	0	0	0	0	1	7	
61301	30	0	0	1	17	12	0	1	29	0	0	0	0	0	0	0	0	0	0	0	5	22	0	0	0	1	0	1	1	29	
61341	14	0	0	0	7	7	0	0	14	0	0	0	0	0	0	0	0	0	0	0	1	10	0	1	0	2	0	1	0	14	
61342	20	0	0	0	17	3	0	0	20	0	0	0	0	0	0	0	0	0	0	0	4	9	0	0	0	5	0	2	0	20	
61348	48	0	0	3	29	16	0	10	38	0	0	0	0	0	0	0	0	0	0	0	1	33	0	0	0	3	0	1	3	45	
61350	40	0	0	5	20	15	0	0	40	0	0	0	0	0	0	0	0	0	0	0	1	34	2	0	0	3	0	0	5	35	
61354	82	0	0	9	35	38	0	17	65	0	0	0	0	0	0	0	0	0	0	0	8	46	0	0	0	6	0	5	9	73	
61360	13	0	0	1	8	4	0	1	12	0	0	0	0	0	0	0	0	0	0	0	1	7	0	0	0	2	0	2	1	12	
61364	79	0	0	5	39	35	0	27	52	0	0	0	0	0	0	0	0	0	0	0	5	28	0	0	0	11	0	8	5	74	
TOTAL	1169	47	54	97	541	428	2	254	915	0	0	2	45	4	0	0	0	2	1	0	0	124	586	5	10	5	52	1	81	198	971

### CFC #16 Child & Family Connections, 201 W Springfield Ave, Ste 508 & 509, Champaign, IL 61820 - Chris Johnson

60936	53	0	0	0	23	30	0	53	0	0	0	0	0	0	0	0	0	0	0	0	0	0	0	0	0	0	0	0	0	53
60938	23	2	1	2	11	7	0	8	15	0	0	0	0	0	0	0	2	1	0	0	1	11	0	0	0	0	0	0	5	18
60942	28	0	0	0	16	12	0	23	5	0	0	0	0	0	0	0	0	0	0	2	3	0	0	0	2	5	2	0	28	
60946	12	0	0	3	4	5	0	0	12	1	0	0	0	0	0	0	2	0	1	1	9	0	0	0	2	3	0	3	9	
60953	13	0	0	0	8	5	0	2	11	0	0	0	0	0	0	0	0	0	0	2	9	0	0	0	0	0	0	0	13	
60963	23	0	0	0	12	11	0	19	4	0	0	0	0	0	0	0	0	0	0	2	2	0	0	0	2	4	2	0	23	
60970	22	1	2	1	9	9	0	9	13	0	0	0	0	0	0	0	0	0	0	0	13	0	0	0	0	0	0	4	18	
61319	11	0	0	2	8	1	0	1	10	0	0	0	0	0	0	0	1	0	1	0	6	0	0	0	3	3	2	2	9	
61704	45	0	0	0	19	26	0	0	45	0	0	0	0	0	0	0	0	0	0	10	29	0	6	0	0	0	0	0	45	
61705	14	4	7	3	0	0	0	10	4	0	1	1	4	0	0	0	0	0	0	0	0	0	0	0	0	0	0	14	0	
61739	51	0	0	3	31	16	1	5	46	0	0	0	1	0	0	0	0	2	0	0	43	0	0	0	18	18	0	3	48	
61745	16	0	0	0	15	1	0	7	9	0	0	0	0	0	0	0	0	0	0	0	8	0	0	0	1	0	0	0	16	
61764	122	31	18	18	24	31	0	97	25	0	0	1	2	0	0	0	0	0	0	3	20	0	0	0	0	0	0	67	55	
61817	10	0	0	0	9	1	0	8	2	0	0	0	0	0	0	0	0	0	0	0	2	0	0	0	2	2	2	0	10	
61832	94	0	0	0	59	35	0	74	20	0	0	0	0	0	0	0	0	0	0	16	4	0	0	1	16	20	4	0	94	
61846	27	0	0	0	15	12	0	21	6	3	0	0	0	0	0	0	0	0	0	3	3	0	0	0	3	6	3	0	27	
61864	16	0	0	0	5	11	0	0	16	0	0	2	0	0	0	0	0	0	0	16	0	0	0	0	0	0	0	0	16	
61873	21	0	0	1	16	4	0	0	21	0	0	0	0	1	0	0	0	0	0	20	0	0	0	0	0	0	0	1	20	
61876	18	0	0	0	10	8	0	12	6	0	0	0	0	0	0	0	0	0	0	1	4	0	0	0	1	6	5	0	18	
61878	10	0	0	1	8	1	0	0	10	0	0	0	0	1	0	0	0	0	0	9	0	0	0	0	0	0	0	1	9	

## Screenings Reported by CFC/CPS/DCFS and ZIP / FY2024 Q1

Zip Code	Total Screened	Ages (in Months)						Not Referred	Total Referred	Screenings of Children involved with DCFS			# of Children Ages 0 to 3 Referred to								# of Children Ages 3 to 5 Referred to								Sub-Totals			
		0-11	12-23	24-35	36-47	48-60	61+			In Intact Family Services	Children of Teen Wards	In Foster Care	LEA EI	LEA (ECSE)	EHS	PI (center-based)	Child Care Program	HV	Other Services	Multiple Services	Rescreening	LEA (ECSE)	PFA	HS	Child Care Program	HV	Other Services	Multiple Services	Rescreening	Ages 0-35 mos.	Ages 36-61+ mos.	
61883	25	0	0	0	16	9	0	21	4	0	0	0	0	0	0	0	0	0	0	0	2	2	0	0	0	2	4	2	0	25		
TOTAL	654	38	28	34	318	235	1	370	284	4	1	4	7	2	0	0	0	2	6	0	2	88	168	0	6	1	52	71	22	100	554	
CFC #17 Child & Family Connections, ROE of Adams/Pike Counties, 510 Maine St, Ste 615, Quincy, IL 62301 - Kara Hoffman																																
62345	47	12	13	22	0	0	0	45	2	0	0	0	0	1	0	0	0	1	0	0	0	0	0	0	0	0	0	0	0	47	0	
62650	13	4	4	5	0	0	0	12	1	2	0	0	1	0	0	0	0	0	0	0	0	0	0	0	0	0	0	0	0	13	0	
TOTAL	60	16	17	27	0	0	0	57	3	2	0	0	1	1	0	0	0	1	0	0	0	0	0	0	0	0	0	0	0	60	0	
CFC #18 Child & Family Connections, Sangamon Co. Public Health Department, 2833 S Grand Ave, E, Springfield, IL 62703 - Lisa McGlothlin																																
62561	65	26	25	14	0	0	0	65	0	18	0	7	0	0	0	0	0	0	0	0	0	0	0	0	0	0	0	0	0	65	0	
TOTAL	65	26	25	14	0	0	0	65	0	18	0	7	0	0	0	0	0	0	0	0	0	0	0	0	0	0	0	0	0	65	0	
CFC #19 Child & Family Connections, Macon Co. Community Mental Health Board, 132 S Water St, Ste 604, Decatur, IL 62523 - Amy Farmer																																
61910	20	0	0	2	15	3	0	0	20	0	0	0	1	0	0	0	0	0	1	0	0	4	14	0	0	0	1	1	0	2	18	
61911	2	0	0	0	1	1	0	0	2	0	0	0	0	0	0	0	0	0	0	0	1	1	0	0	0	0	0	0	0	2		
61913	5	0	0	0	4	1	0	0	5	0	0	0	0	0	0	0	0	0	0	0	1	4	0	0	0	1	1	0	0	5		
61914	3	0	0	0	2	1	0	0	3	0	0	0	0	0	0	0	0	0	0	0	0	3	0	0	0	0	0	0	0	3		
61920	66	0	0	2	44	19	1	0	66	0	0	0	1	0	0	0	0	0	0	0	1	15	41	7	0	0	12	11	0	2	64	
61924	9	0	0	0	7	2	0	0	9	0	0	0	0	0	0	0	0	0	0	0	1	8	0	0	0	3	3	0	0	9		
61937	3	0	0	0	3	0	0	0	3	0	0	0	0	0	0	0	0	0	0	0	1	2	0	0	0	0	0	0	0	3		
61938	77	0	0	1	53	23	0	2	75	0	0	0	0	0	0	0	0	1	0	0	17	58	0	0	0	8	8	0	1	76		
61943	3	0	0	0	2	1	0	0	3	0	0	0	0	0	0	0	0	0	0	0	0	3	0	0	0	1	1	0	0	3		
61944	20	0	3	4	10	2	1	1	19	0	0	0	0	2	0	0	0	0	1	0	0	3	15	0	0	0	1	1	0	7	13	
61951	10	0	0	0	6	4	0	0	10	0	0	0	0	0	0	0	0	0	0	0	1	9	0	0	0	1	1	0	0	10		
61953	2	0	0	0	1	1	0	0	2	0	0	0	0	0	0	0	0	0	0	0	0	2	0	0	0	1	1	0	0	2		
61956	9	0	0	0	6	3	0	0	9	0	0	0	0	0	0	0	0	0	0	0	2	7	0	0	0	2	2	0	0	9		
61957	6	0	0	0	2	4	0	0	6	0	0	0	0	0	0	0	0	0	0	0	1	5	0	0	0	0	0	0	0	6		
62420	10	0	0	1	5	4	0	0	10	0	0	0	1	0	0	0	0	0	0	0	3	6	0	0	0	1	1	0	1	9		
62422	12	0	0	0	8	4	0	0	12	0	0	0	0	0	0	0	0	0	0	0	3	9	0	0	0	0	0	0	0	0	12	
62441	18	0	0	1	12	5	0	0	18	0	0	0	0	0	0	0	0	0	0	0	4	13	0	0	0	3	3	0	1	17		
62442	6	0	0	0	3	3	0	0	6	0	0	0	0	0	0	0	0	0	0	0	1	5	0	0	0	1	1	0	0	6		
62447	2	0	0	0	2	0	0	0	2	0	0	0	0	0	0	0	0	0	0	0	0	2	0	0	0	1	1	0	0	2		

## Screenings Reported by CFC/CPS/DCFS and ZIP / FY2024 Q1

Zip Code	Total Screened	Ages (in Months)						Not Referred	Total Referred	Screenings of Children involved with DCFS			# of Children Ages 0 to 3 Referred to										# of Children Ages 3 to 5 Referred to								Sub-Totals	
		0-11	12-23	24-35	36-47	48-60	61+			In Intact Family Services	Children of Teen Wards	In Foster Care	LEA EI	PI (ECSE)	Child Care (center-based)	Program	HV	Other Services	Multiple Services	Rescreening	LEA (ECSE)	PFA	HS	Child Care Program	HV	Other Services	Multiple Services	Rescreening	Ages 0-35 mos.	Ages 36-61+ mos.		
62465	5	0	0	0	5	0	0	1	4	0	0	0	0	0	0	0	0	0	0	0	4	0	0	0	0	2	2	0	0	5		
62468	9	0	0	0	6	3	0	1	8	0	0	0	0	0	0	0	0	0	3	5	0	0	0	1	1	0	0	9				
62565	2	0	0	0	2	0	0	0	2	0	0	0	0	0	0	0	0	0	1	1	0	0	0	1	1	0	0	2				
TOTAL	299	0	3	11	199	84	2	5	294	0	0	0	3	2	0	0	0	0	62	217	7	0	0	41	40	0	14	285				

### CFC #20 Child & Family Connections, Community Support Systems, 1901 S 4th St, Ste 209, Effingham, IL 62401 - Rita Wahl

62401	24	0	0	0	14	7	3	0	24	0	0	0	0	0	0	0	0	0	0	0	0	24	0	0	0	0	0	0	0	24
62411	20	0	0	1	9	10	0	2	18	0	0	0	0	0	0	0	0	0	0	0	3	15	0	0	0	2	2	0	1	19
62414	9	0	0	0	3	5	1	0	9	0	0	0	0	0	0	0	0	0	0	1	8	0	0	0	0	0	0	0	0	9
62424	4	0	0	1	1	2	0	2	2	0	0	0	0	0	0	0	0	0	0	0	0	0	0	0	2	0	0	1	3	
62434	2	0	0	0	2	0	0	0	2	2	0	0	0	0	0	0	0	0	0	2	0	0	0	0	0	0	0	0	0	2
TOTAL	59	0	0	2	29	24	4	4	55	2	0	0	0	0	0	0	0	0	0	6	47	0	0	0	4	2	0	2	57	

### CFC #21 Child & Family Connections, Regional Office of Education #13, 4 Eagle Center, Ste 4, O'Fallon, IL 62269 - Terri Kampwerth

62002	54	2	2	3	32	15	0	0	54	2	0	2	0	0	0	0	0	7	0	0	0	6	41	0	0	0	0	0	0	7	47
62010	14	0	0	0	5	9	0	0	14	0	0	0	0	0	0	0	0	0	0	0	0	14	0	0	0	0	0	0	0	14	
62040	60	14	23	22	1	0	0	36	24	10	0	11	1	0	0	0	0	0	0	0	23	0	0	0	0	0	0	0	59	1	
62048	3	0	0	2	1	0	0	0	3	0	0	0	0	0	0	0	0	0	0	0	0	3	0	0	0	0	0	0	2	1	
62221	52	0	0	4	28	20	0	21	31	0	0	3	0	0	0	0	0	0	0	0	1	17	0	0	0	11	0	4	4	48	
62223	20	2	5	11	1	1	0	16	4	1	0	0	2	0	0	0	0	0	0	0	0	1	0	0	0	0	1	0	18	2	
62226	17	0	7	7	2	1	0	14	3	0	0	3	0	0	0	0	0	1	0	0	0	2	0	0	0	0	0	0	14	3	
62294	7	0	0	7	0	0	0	7	0	0	0	0	0	0	0	0	0	0	0	0	0	0	0	0	0	0	0	0	7	0	
TOTAL	227	18	37	56	70	46	0	94	133	13	0	19	3	0	0	0	0	7	1	0	23	7	78	0	0	0	11	1	4	111	116

### CFC #22 Child & Family Connections, Regional Office of Education #13, 660 W Noleman St, Centralia, IL 62801 - Nicole Van Hise

62999	32	6	9	17	0	0	0	0	32	0	0	0	0	0	0	0	0	32	0	0	0	0	0	0	0	0	0	0	32	0
TOTAL	32	6	9	17	0	0	0	0	32	0	0	0	0	0	0	0	0	32	0	0	0	0	0	0	0	0	0	0	32	0

### CFC #23 Child & Family Connections, Wabash & Ohio Valley Special Education Dist., 800 S Division St, Norris City, IL 62869 - Charity Heifner

62806	39	1	1	2	15	20	0	28	11	0	0	0	0	0	0	0	0	0	0	0	1	10	0	0	0	0	0	5	4	35
62821	21	0	0	1	10	10	0	0	21	0	0	0	0	0	0	0	0	0	0	1	0	20	0	0	0	0	0	9	1	20

## Screenings Reported by CFC/CPS/DCFS and ZIP / FY2024 Q1

Zip Code	Total Screened	Ages (in Months)							Not Referred	Total Referred	Screenings of Children involved with DCFS			# of Children Ages 0 to 3 Referred to										# of Children Ages 3 to 5 Referred to								Sub-Totals	
		0-11	12-23	24-35	36-47	48-60	61+	In Intact Family Services			Children of Teen Wards	In Foster Care	EI	LEA (ECSE)	EHS	PI (center-based)	Child Care Program	HV	Other Services	Multiple Services	Rescreening	LEA (ECSE)	PFA	HS	Child Care Program	HV	Other Services	Multiple Services	Rescreening	Ages 0-35 mos.	Ages 36-61+ mos.		
62835	38	6	0	12	10	10	0	38	0	0	0	0	0	0	0	0	0	0	0	0	0	0	0	0	0	0	0	0	18	20			
62837	73	8	8	10	31	16	0	45	28	0	0	0	2	0	0	0	0	0	0	0	22	2	0	0	0	0	0	14	26	47			
62844	6	0	0	0	4	2	0	0	6	0	0	0	0	0	0	0	0	0	0	0	0	6	0	0	0	0	0	3	0	6			
62859	28	0	5	4	4	15	0	28	0	0	0	0	0	0	0	0	0	0	0	0	0	0	0	0	0	0	0	9	19				
62863	47	4	3	10	17	13	0	22	25	0	0	0	0	0	0	0	0	0	0	1	2	21	0	0	0	1	0	14	17	30			
62869	14	0	0	2	8	4	0	0	14	0	0	0	2	0	0	0	0	0	0	2	0	12	0	0	0	0	0	7	2	12			
62930	27	0	0	1	20	6	0	0	27	0	0	0	1	0	0	0	0	0	0	1	0	26	0	0	0	0	0	13	1	26			
62935	6	0	0	1	4	1	0	0	6	0	0	0	0	0	0	0	0	0	0	1	0	5	0	0	0	0	0	2	1	5			
62946	135	16	19	30	28	42	0	110	25	0	0	0	1	0	0	0	0	0	0	1	1	23	0	0	0	0	0	8	65	70			
62954	18	0	0	0	9	9	0	0	0	0	0	0	0	0	0	0	0	0	0	0	18	0	0	0	0	0	8	0	18				
62984	15	5	5	5	0	0	0	11	4	0	0	0	4	0	0	0	0	0	0	0	0	0	0	0	0	0	0	15	0				
TOTAL	467	40	41	78	160	148	0	282	167	0	0	0	10	0	0	0	0	0	0	7	26	143	0	0	0	1	0	83	159	308			

### CFC #24 Child & Family Connections, Archway, Inc., 2751 W Main, PO Box 1180, Carbondale, IL 62901-1180 - Lindsay Baskin

62901	89	12	33	40	2	2	0	85	4	9	0	7	0	0	0	0	0	0	0	0	0	4	0	0	0	0	0	0	85	4	
62902	0	0	0	0	0	0	0	0	0	0	0	0	0	0	0	0	0	0	0	0	0	0	0	0	0	0	0	0	0	0	
62903	28	3	4	7	5	9	0	0	28	0	0	0	0	0	0	0	14	0	14	14	0	14	0	0	0	0	1	1	14	14	
62924	5	0	0	0	3	2	0	0	5	0	0	0	0	0	0	0	0	0	0	0	0	5	0	0	0	0	0	0	0	5	
62966	23	5	11	7	0	0	0	16	7	0	0	0	0	0	0	7	0	0	0	0	0	0	0	0	0	0	0	0	23	0	
TOTAL	145	20	48	54	10	13	0	101	44	9	0	7	0	0	0	7	0	14	0	14	14	0	23	0	0	0	0	1	1	122	23

### CFC #25 Child & Family Connections, Options & Advocacy for McHenry Co., 365 Millennium Dr, Ste A, Crystal Lake, IL 60012 - Susan Beckman

60010	60	0	0	0	31	29	0	0	60	0	0	0	0	0	0	0	0	0	0	0	17	43	0	0	0	0	0	0	0	60	60
60013	5	0	0	1	9	6	0	0	16	0	0	0	0	0	0	0	0	0	0	1	5	4	0	0	0	4	0	0	1	15	15
60014	243	41	94	68	16	24	0	3	240	0	0	1	198	3	0	0	0	0	1	0	0	36	0	0	0	2	0	0	203	40	40
60033	134	17	33	36	34	14	0	121	13	1	0	0	10	0	0	0	0	0	0	0	0	3	0	0	0	0	0	0	86	48	48
60042	51	3	17	20	9	2	0	49	2	0	0	0	2	0	0	0	0	0	0	0	0	0	0	0	0	0	0	0	40	11	11
60050	45	0	0	3	20	22	0	0	45	0	0	0	0	0	0	0	0	0	0	3	7	35	0	0	0	0	0	0	3	42	42
60071	11	0	0	0	5	6	0	2	9	0	0	0	0	0	0	0	0	0	0	0	5	0	0	0	0	3	0	1	0	11	11
60072	10	0	0	2	2	6	0	4	6	0	0	0	0	1	0	0	0	0	0	0	0	5	0	0	0	0	0	0	2	8	8
60098	71	0	0	0	39	32	0	2	69	0	0	0	0	0	0	0	0	0	0	0	0	69	0	0	0	15	7	0	0	71	71
60142	58	0	0	0	31	27	0	11	47	0	0	0	0	0	0	0	0	0	0	0	7	40	0	0	0	0	0	0	0	58	58

## Screenings Reported by CFC/CPS/DCFS and ZIP / FY2024 Q1

Zip Code	Total Screened	Ages (in Months)							Not Referred	Total Referred	Screenings of Children involved with DCFS			# of Children Ages 0 to 3 Referred to										# of Children Ages 3 to 5 Referred to								Sub-Totals	
		0-11	12-23	24-35	36-47	48-60	61+	In Intact Family Services			Children of Teen Wards	In Foster Care	EI	LEA (ECSE)	EHS	PI (center- based)	Child Care Program	HV	Other Services	Multiple Services	Rescreening	LEA (ECSE)	PFA	HS	Child Care Program	HV	Other Services	Multiple Services	Rescreening	Ages 0-35 mos.	Ages 36-61+ mos.		
60152	34	0	0	3	13	18	0	0	34	0	0	0	0	2	0	0	0	1	0	0	0	29	0	0	0	2	0	0	3	31			
TOTAL	722	61	144	133	209	186	0	192	541	1	0	1	210	6	0	0	0	0	2	0	4	41	264	0	0	0	26	7	1	338	395		

## Screenings Reported by CFC/CPS/DCFS and Month / FY2024 Q1

Month	Total Screened	Screenings of Children involved with DCFS										# of Children Ages 0 to 3 Referred to								# of Children Ages 3 to 5 Referred to								Sub-Totals			
		Ages (in Months)							Not Referred	Total Referred	In Intact Family Services			Children of Teen Wards	In Foster Care									Ages 0-35 mos.	Ages 36-61+ mos.						
		0-11	12-23	24-35	36-47	48-60	61+	LEA EI			LEA (ECSE)	PI (center-based)	Child Care Program			Other HV	Multiple Services	Rescreening	LEA (ECSE)	PFA	HS	Child Care Program	Other HV			Multiple Services	Rescreening				
CFC #01	Child & Family Connections, Youth Services Network, Inc., 107 North 3rd Street, Rockford, IL 61107 - Dee Dee Lowery																														
Jun-23	164	8	16	27	74	39	0	29	135	1	0	2	4	0	0	0	0	10	8	0	0	6	110	20	0	0	0	77	54	51	113
Jul-23	404	9	24	26	215	129	1	96	308	6	0	5	3	1	0	0	0	2	5	0	5	19	173	57	0	0	101	149	91	59	345
Aug-23	694	17	28	47	339	236	27	158	536	12	0	8	8	4	0	0	0	1	2	0	11	32	486	127	0	0	1	366	230	92	602
Sep-23	400	33	43	61	148	110	5	127	273	6	6	4	5	1	0	0	0	4	3	0	23	7	193	36	0	0	34	125	92	137	263
TOTAL	1662	67	111	161	776	514	33	410	1252	25	6	19	20	6	0	0	0	17	18	0	39	64	962	240	0	0	136	717	467	339	1323
CFC #02	Child & Family Connections, Lake County Health Department, 3010 Grand Ave, 2nd Floor, Waukegan, IL 60085 - Donna Musser																														
Jul-23	0	0	0	0	0	0	0	0	0	0	0	0	0	0	0	0	0	0	0	0	0	0	0	0	0	0	0	0	0	0	0
Aug-23	47	0	0	1	30	16	0	12	35	0	0	1	0	1	0	0	0	0	0	0	0	2	23	0	0	0	9	0	0	1	46
Sep-23	55	0	0	2	25	26	2	27	28	0	0	0	0	0	0	0	0	0	0	0	4	15	0	0	0	8	0	2	2	53	
TOTAL	102	0	0	3	55	42	2	39	63	0	0	1	0	1	0	0	0	0	0	0	6	38	0	0	0	17	0	2	3	99	
CFC #03	Child & Family Connections, Regional Office of Education for Carroll, Jo Daviess, & Stephenson Co., 27 S State Ave, Ste 101, Freeport, IL 61032 - Angela Hodges																														
Jun-23	136	105	20	8	2	1	0	129	7	0	0	0	4	0	0	0	0	0	0	0	3	0	0	0	0	0	0	0	0	133	3
Jul-23	169	85	31	14	19	20	0	154	15	0	0	1	2	0	0	0	0	0	0	9	4	0	0	0	0	0	0	0	0	130	39
Aug-23	78	50	11	6	5	6	0	75	3	2	0	2	2	0	0	0	0	0	0	0	1	0	0	0	0	0	0	0	0	67	11
Sep-23	113	48	36	12	12	5	0	99	14	0	0	0	8	0	0	0	0	0	0	0	0	6	0	0	0	0	0	0	0	96	17
TOTAL	496	288	98	40	38	32	0	457	39	2	0	3	16	0	0	0	0	0	0	12	5	6	0	0	0	0	0	0	0	426	70
CFC #04	Child & Family Connections, DayOne PACT, 1551 E Fabyan Pkwy, Geneva, IL 60134 - Ellana Mavromatis																														
Jul-23	38	17	9	11	1	0	0	34	4	0	0	0	4	0	0	0	0	0	0	0	0	0	0	0	0	0	0	0	0	37	1
Aug-23	45	7	7	13	13	0	5	24	21	0	0	0	1	0	0	0	0	2	0	0	0	3	15	0	0	0	0	0	0	27	18
Sep-23	282	26	41	36	104	75	0	118	164	7	0	0	9	0	0	0	0	8	0	0	0	40	101	0	0	0	0	34	36	103	179
TOTAL	365	50	57	60	118	75	5	176	189	7	0	0	14	0	0	0	0	10	0	0	0	43	116	0	0	0	0	34	36	167	198
CFC #05	Child & Family Connections, DayOne PACT, 550 Warrenville Rd, Ste 100B, Lisle, IL 60532 - Marianne McGuire																														
Jul-23	32	0	0	3	17	12	0	9	23	0	0	0	0	0	0	0	0	0	0	0	3	20	0	0	0	0	0	0	0	3	29
Aug-23	99	0	0	5	63	29	2	33	65	0	0	0	0	0	0	0	0	5	0	0	7	53	0	0	0	0	0	1	5	94	
Sep-23	92	0	3	7	28	54	0	14	78	0	0	0	0	7	0	0	0	0	5	5	0	16	41	0	0	0	21	7	0	10	82
TOTAL	223	0	3	15	108	95	2	56	166	0	0	0	0	7	0	0	0	0	10	5	0	26	114	0	0	0	21	7	1	18	205
CFC #06	Child & Family Connections, Clearbrook, 1835 W Central Rd, Arlington Heights, IL 60005 - Jason Tietz																														
Apr-23	56	0	0	2	36	16	2	17	39	0	0	0	0	2	0	0	0	0	0	0	1	33	0	0	0	10	7	0	2	54	
May-23	58	0	0	9	31	17	1	13	45	0	0	0	0	9	0	0	0	0	0	0	9	25	0	0	0	7	4	0	9	49	
Jul-23	1	0	0	0	0	1	0	0	1	0	0	0	0	0	0	0	0	0	0	0	1	0	0	0	0	0	0	0	0	0	1



## Screenings Reported by CFC/CPS/DCFS and Month / FY2024 Q1

Month	Total Screened	Ages (in Months)						Not Referred	Total Referred	Screenings of Children involved with DCFS			# of Children Ages 0 to 3 Referred to								# of Children Ages 3 to 5 Referred to								Sub-Totals		
		0-11	12-23	24-35	36-47	48-60	61+			In Intact Family Services	Children of Teen Wards	In Foster Care	LEA EI	PI (center-based)	Child Care Program	HV	Other Services	Multiple Services	Rescreening	LEA (ECSE)	PFA	HS	Child Care Program	HV	Other Services	Multiple Services	Rescreening	Ages 0-35 mos.	Ages 36-61+ mos.		
Aug-23	132	0	0	3	79	50	0	3	127	0	0	0	0	1	0	0	0	0	2	0	0	31	69	0	0	0	24	0	0	3	129
Sep-23	33	0	0	2	16	15	0	21	12	0	0	1	0	2	0	0	0	0	0	0	7	0	0	0	0	3	0	1	2	31	
TOTAL	280	0	0	16	162	99	3	54	224	0	0	1	0	14	0	0	0	0	2	0	1	49	127	0	0	0	44	11	1	16	264
CFC #07 Child & Family Connections, Suburban Access, Inc. One Westbrook Corporate Ctr. Ste 640, Westchester, IL 60154 - Jo Ann Alferink																															
Sep-23	3	0	0	0	3	0	0	0	3	0	0	0	0	0	0	0	0	0	0	0	3	0	0	0	0	0	0	0	0	0	3
TOTAL	3	0	0	0	3	0	0	0	3	0	0	0	0	0	0	0	0	0	0	0	3	0	0	0	0	0	0	0	0	0	3
CFC #13 Child & Family Connections, Regional Office of Education #26, 130 S Lafayette St. Ste 200, Macomb, IL 61455 - Chuck Farr																															
Jun-23	5	0	4	1	0	0	0	5	0	1	0	0	0	0	0	0	0	0	0	0	0	0	0	0	0	0	0	0	5	0	
Jul-23	158	95	49	6	6	2	0	137	21	0	0	0	13	0	0	0	0	0	0	0	8	0	0	0	0	0	0	0	150	8	
Aug-23	198	86	55	13	28	16	0	135	63	1	0	9	13	0	0	0	0	1	0	0	47	0	0	0	0	2	3	154	44		
Sep-23	98	67	29	1	1	0	0	93	5	0	0	1	4	0	0	0	0	0	0	0	1	0	0	0	0	0	0	97	1		
TOTAL	459	248	137	21	35	18	0	370	89	2	0	10	30	0	0	0	0	1	0	0	56	0	0	0	0	2	3	406	53		
CFC #14 Child & Family Connections, 3000 W Rohmann Ave., West Peoria, IL 61604 - Michelle Harr																															
Jan-23	1	1	0	0	0	0	0	1	0	0	0	0	0	0	0	0	0	0	0	0	0	0	0	0	0	0	0	0	1	0	
Mar-23	13	3	1	2	5	1	1	8	5	0	0	0	2	0	0	0	0	0	0	0	3	0	0	0	0	0	0	0	6	7	
Apr-23	29	1	5	8	8	5	2	28	1	0	0	0	0	0	0	0	0	0	0	1	0	0	0	0	0	0	0	14	15		
May-23	3	0	0	1	2	0	0	3	0	0	0	0	0	0	0	0	0	0	0	0	0	0	0	0	0	0	0	1	2		
Jul-23	55	11	4	9	26	5	0	19	36	0	0	1	0	0	0	2	0	3	0	0	2	27	0	0	0	1	0	1	24	31	
Aug-23	178	7	7	20	90	50	4	27	151	1	0	9	3	3	0	4	0	2	0	0	22	108	0	0	0	5	3	4	34	144	
Sep-23	293	18	17	34	119	88	17	136	157	4	0	2	4	4	0	9	0	2	1	1	21	88	0	0	0	7	9	25	69	224	
TOTAL	572	41	34	74	250	149	24	222	350	5	0	12	9	7	0	15	0	7	1	1	49	223	0	0	0	13	12	30	149	423	
CFC #15 Child & Family Connections, Services of Will, Grundy, & Kankakee Counties, Inc., 2300 Glenwood Ave, Joliet, IL 60435 - Rachel Cimino																															
Jul-23	135	20	25	23	41	26	0	73	62	0	0	0	2	0	0	0	0	0	0	9	39	0	0	0	9	0	3	68	67		
Aug-23	636	12	16	41	325	241	1	62	574	0	0	0	6	0	0	0	0	2	0	0	70	406	3	1	0	30	0	57	69	567	
Sep-23	398	15	13	33	175	161	1	119	279	0	0	2	37	4	0	0	0	0	1	0	45	141	2	9	5	13	1	21	61	337	
TOTAL	1169	47	54	97	541	428	2	254	915	0	0	2	45	4	0	0	0	2	1	0	124	586	5	10	5	52	1	81	198	971	
CFC #16 Child & Family Connections, 201 W Springfield Ave, Ste 508 & 509, Champaign, IL 61820 - Chris Johnson																															
Jul-23	24	11	2	3	5	3	0	24	0	0	0	0	0	0	0	0	0	0	0	0	0	0	0	0	0	0	0	16	8		
Aug-23	352	13	13	23	172	131	0	147	205	1	0	3	2	2	0	0	0	2	4	0	70	114	0	6	1	14	24	11	49	303	

## Screenings Reported by CFC/CPS/DCFS and Month / FY2024 Q1

Month	Total Screened	Ages (in Months)						Not Referred	Total Referred	Screenings of Children involved with DCFS			# of Children Ages 0 to 3 Referred to								# of Children Ages 3 to 5 Referred to								Sub-Totals			
		0-11	12-23	24-35	36-47	48-60	61+			In Intact Family Services	Children of Teen Wards	In Foster Care	LEA EI	LEA (ECSE)	EHS	PI (center-based)	Child Care Program	HV	Other Services	Multiple Services	Rescreening	LEA (ECSE)	PFA	HS	Child Care Program	HV	Other Services	Multiple Services	Rescreening	Ages 0-35 mos.	Ages 36-61+ mos.	
Sep-23	278	14	13	8	141	101	1	199	79	3	1	1	5	0	0	0	0	0	2	0	0	18	54	0	0	0	38	47	11	35	243	
TOTAL	654	38	28	34	318	235	1	370	284	4	1	4	7	2	0	0	0	2	6	0	2	88	168	0	6	1	52	71	22	100	554	
CFC #17 Child & Family Connections, ROE of Adams/Pike Counties, 510 Maine St, Ste 615, Quincy, IL 62301 - Kara Hoffman																																
Jul-23	4	0	2	2	0	0	0	3	1	2	0	0	1	0	0	0	0	0	0	0	0	0	0	0	0	0	0	0	0	4	0	
Aug-23	30	8	7	15	0	0	0	29	1	0	0	0	0	0	0	0	1	0	0	0	0	0	0	0	0	0	0	0	30	0		
Sep-23	26	8	8	10	0	0	0	25	1	0	0	0	0	1	0	0	0	0	0	0	0	0	0	0	0	0	0	0	26	0		
TOTAL	60	16	17	27	0	0	0	57	3	2	0	0	1	1	0	0	0	1	0	0	0	0	0	0	0	0	0	0	60	0		
CFC #18 Child & Family Connections, Sangamon Co. Public Health Department, 2833 S Grand Ave, E, Springfield, IL 62703 - Lisa McGlothlin																																
Jul-23	17	7	6	4	0	0	0	17	0	6	0	4	0	0	0	0	0	0	0	0	0	0	0	0	0	0	0	0	17	0		
Aug-23	48	19	19	10	0	0	0	48	0	12	0	3	0	0	0	0	0	0	0	0	0	0	0	0	0	0	0	0	48	0		
TOTAL	65	26	25	14	0	0	0	65	0	18	0	7	0	0	0	0	0	0	0	0	0	0	0	0	0	0	0	0	65	0		
CFC #19 Child & Family Connections, Macon Co. Community Mental Health Board, 132 S Water St, Ste 604, Decatur, IL 62523 - Amy Farmer																																
Aug-23	226	0	3	10	141	71	1	4	222	0	0	0	3	2	0	0	0	2	0	2	44	169	1	0	0	23	22	0	13	213		
Sep-23	73	0	0	1	58	13	1	1	72	0	0	0	0	0	0	0	0	1	0	0	18	48	6	0	0	18	18	0	1	72		
TOTAL	299	0	3	11	199	84	2	5	294	0	0	0	3	2	0	0	0	3	0	2	62	217	7	0	0	41	40	0	14	285		
CFC #20 Child & Family Connections, Community Support Systems, 1901 S 4th St, Ste 209, Effingham, IL 62401 - Rita Wahl																																
Jul-23	2	0	0	0	2	0	0	0	2	2	0	0	0	0	0	0	0	0	0	0	2	0	0	0	0	0	0	0	2			
Aug-23	22	0	0	2	6	14	0	3	19	0	0	0	0	0	0	0	0	0	0	1	16	0	0	0	3	1	0	2	20			
Sep-23	35	0	0	0	21	10	4	1	34	0	0	0	0	0	0	0	0	0	0	3	31	0	0	0	1	1	0	0	35			
TOTAL	59	0	0	2	29	24	4	4	55	2	0	0	0	0	0	0	0	0	0	6	47	0	0	0	4	2	0	2	57			
CFC #21 Child & Family Connections, Regional Office of Education #13, 4 Eagle Center, Ste 4, O'Fallon, IL 62269 - Terri Kampwerth																																
Jul-23	14	4	6	4	0	0	0	6	8	3	0	3	1	0	0	0	0	0	0	7	0	0	0	0	0	0	0	14	0			
Aug-23	101	8	11	18	43	21	0	20	81	6	0	8	0	0	0	0	7	0	0	10	6	58	0	0	0	0	2	37	64			
Sep-23	112	6	20	34	27	25	0	68	44	4	0	8	2	0	0	0	0	1	0	6	1	20	0	0	0	11	1	2	60	52		
TOTAL	227	18	37	56	70	46	0	94	133	13	0	19	3	0	0	0	7	1	0	23	7	78	0	0	0	11	1	4	111	116		
CFC #22 Child & Family Connections, Regional Office of Education #13, 660 W Noleman St, Centralia, IL 62801 - Nicole Van Hise																																
Sep-23	32	6	9	17	0	0	0	0	32	0	0	0	0	0	0	0	32	0	0	0	0	0	0	0	0	0	0	32	0			
TOTAL	32	6	9	17	0	0	0	0	32	0	0	0	0	0	0	0	32	0	0	0	0	0	0	0	0	0	0	32	0			

## Screenings Reported by CFC/CPS/DCFS and Month / FY2024 Q1

Month	Total Screened	Ages (in Months)						Not Referred	Total Referred	Screenings of Children involved with DCFS			# of Children Ages 0 to 3 Referred to										# of Children Ages 3 to 5 Referred to								Sub-Totals	
		0-11	12-23	24-35	36-47	48-60	61+			In Intact Family Services	Children of Teen Wards	In Foster Care	EI	LEA (ECSE)	PI (center-based)	Child Care Program	HV	Other Services	Multiple Services	Rescreening	LEA (ECSE)	PFA	HS	Child Care Program	HV	Other Services	Multiple Services	Rescreening	Ages 0-35 mos.	Ages 36-61+ mos.		
CFC #23 Child & Family Connections, Wabash & Ohio Valley Special Education Dist., 800 S Division St. Norris City, IL 62869 - Charity Heifner																																
Aug-23	210	25	31	45	58	51	0	150	60	0	0	0	5	0	0	0	0	0	0	0	1	25	27	0	0	0	0	0	0	28	101	109
Sep-23	257	15	10	33	102	97	0	132	107	0	0	0	5	0	0	0	0	0	0	0	6	1	116	0	0	0	1	0	55	58	199	
TOTAL	467	40	41	78	160	148	0	282	167	0	0	0	10	0	0	0	0	0	0	0	7	26	143	0	0	0	1	0	83	159	308	
CFC #24 Child & Family Connections, Archway, Inc., 2751 W Main, PO Box 1180, Carbondale, IL 62901-1180 - Lindsay Baskin																																
Jul-23	24	5	11	6	1	1	0	22	2	2	0	0	0	0	0	0	0	0	0	0	0	2	0	0	0	0	0	0	0	22	2	
Aug-23	64	3	21	21	8	11	0	38	26	5	0	2	0	0	0	0	7	0	7	7	0	19	0	0	0	0	0	0	0	45	19	
Sep-23	57	12	16	27	1	1	0	41	16	2	0	5	0	0	0	7	0	7	0	7	7	0	2	0	0	0	0	1	1	55	2	
TOTAL	145	20	48	54	10	13	0	101	44	9	0	7	0	0	0	7	0	14	0	14	14	0	23	0	0	0	0	1	1	122	23	
CFC #25 Child & Family Connections, Options & Advocacy for McHenry Co., 365 Millennium Dr. Ste A, Crystal Lake, IL 60012 - Susan Beckman																																
Jul-23	243	34	62	61	50	36	0	122	121	1	0	0	80	0	0	0	0	0	1	0	0	39	0	0	0	1	0	0	157	86		
Aug-23	235	18	36	31	78	72	0	19	216	0	0	1	69	5	0	0	0	0	1	0	4	15	117	0	0	0	15	1	0	85	150	
Sep-23	244	9	46	41	81	78	0	51	204	0	0	0	61	1	0	0	0	0	0	0	0	26	108	0	0	0	10	6	1	96	159	
TOTAL	722	61	144	133	209	186	0	192	541	1	0	1	210	6	0	0	0	0	2	0	4	41	264	0	0	0	26	7	1	338	395	

Agency Type	Total Screened	Ages (in Months)							Not Referred	Total Referred	Screenings of Children involved with DCFS			# of Children Ages 0 to 3 Referred to								# of Children Ages 3 to 5 Referred to								Sub-Totals	
		0-11	12-23	24-35	36-47	48-60	61+	In Intact Family Services			Children of Teen Wards	In Foster Care	LEA EI	(ECSE)	EHS	PI (center-based)	Child Care Program	HV	Other Services	Multiple Services	Rescreening	LEA (ECSE)	PFA	HS	Child Care Program	HV	Other Services	Multiple Services	Rescreening	Ages 0-35 mos.	Ages 36-61+ mos.
CFC #01 Child & Family Connections, Youth Services Network, Inc., 107 North 3rd Street, Rockford, IL 61107 - Dee Dee Lowery																															
CC	5	4	1	0	0	0	0	5	0	0	0	0	0	0	0	0	0	0	0	0	0	0	0	0	0	0	0	0	5	0	
HS/EHS	167	22	35	55	34	20	1	117	50	0	0	0	0	0	0	0	0	0	0	39	0	0	0	0	0	0	0	11	112	55	
HV	64	3	6	15	25	15	0	0	64	0	0	0	0	0	0	16	8	0	0	3	37	0	0	0	0	0	0	24	40		
LEA	1490	41	75	106	742	494	32	288	1202	25	6	19	20	6	0	0	0	17	18	0	0	64	962	240	0	0	136	717	456	222	1268
CFC #02 Child & Family Connections, Lake County Health Department, 3010 Grand Ave, 2nd Floor, Waukegan, IL 60085 - Donna Musser																															
LEA	102	0	0	3	55	42	2	39	63	0	0	1	0	1	0	0	0	0	0	0	6	38	0	0	0	17	0	2	3	99	
CFC #03 Child & Family Connections, Regional Office of Education for Carroll, Jo Daviess, & Stephenson Co., 27 S State Ave, Ste 101, Freeport, IL 61032 - Angela Hodges																															
FCM	247	151	63	19	10	4	0	234	13	0	0	0	13	0	0	0	0	0	0	0	0	0	0	0	0	0	0	233	14		
HD	139	122	16	1	0	0	0	124	15	0	0	0	3	0	0	0	0	0	0	12	0	0	0	0	0	0	0	139	0		
HV	51	15	19	17	0	0	0	51	0	2	0	2	0	0	0	0	0	0	0	0	0	0	0	0	0	0	0	51	0		
LEA	110	15	19	20	28	28	0	99	11	2	0	3	0	0	0	0	0	0	0	5	6	0	0	0	0	0	0	54	56		
WIC	247	151	63	19	10	4	0	234	13	0	0	0	13	0	0	0	0	0	0	0	0	0	0	0	0	0	0	233	14		
CFC #04 Child & Family Connections, DayOne PACT, 1551 E Fabyan Pkwy, Geneva, IL 60134 - Ellana Mavromatis																															
CC	7	0	2	2	1	2	0	7	0	7	0	0	0	0	0	0	0	0	0	0	0	0	0	0	0	0	0	4	3		
HV	75	20	24	31	0	0	0	63	12	0	0	0	2	0	0	0	0	10	0	0	0	0	0	0	0	0	0	75	0		
LEA	201	0	1	6	116	73	5	33	168	0	0	0	3	0	0	0	0	0	0	43	116	0	0	0	0	0	34	36	7	194	
PAT	82	30	30	21	1	0	0	73	9	0	0	0	9	0	0	0	0	0	0	0	0	0	0	0	0	0	0	81	1		
CFC #05 Child & Family Connections, DayOne PACT, 550 Warrenville Rd, Ste 100B, Lisle, IL 60532 - Marianne McGuire																															
LEA	220	0	0	15	108	95	2	53	166	0	0	0	0	7	0	0	0	0	10	5	0	26	114	0	0	0	21	7	1	15	205
PAT	3	0	3	0	0	0	0	3	0	0	0	0	0	0	0	0	0	0	0	0	0	0	0	0	0	0	0	3	0		
CFC #06 Child & Family Connections, Clearbrook, 1835 W Central Rd, Arlington Heights, IL 60005 - Jason Tietz																															
LEA	280	0	0	16	162	99	3	54	224	0	0	1	0	14																	

## Screenings Reported by CFC/CPS/DCFS and Agencies Represented / FY2024-Q1

Agency Type	Total Screened	Ages (in Months)							Not Referred	Total Referred	Screenings of Children involved with DCFS			# of Children Ages 0 to 3 Referred to								# of Children Ages 3 to 5 Referred to								Sub-Totals	
											In Intact Family Services	Children of Teen Wards	In Foster Care	LEA EI	LEA (ECSE)	EHS	PI (center-based)	Child Care Program	HV	Other Services	Multiple Services	Rescreening	LEA (ECSE)	PFA	HS	Child Care Program	HV	Other Services	Multiple Services	Rescreening	Ages 0-35 mos.
		0-11	12-23	24-35	36-47	48-60	61+																								
LEA	54	0	0	2	34	18	0	0	54	0	0	4	0	0	0	0	0	0	0	0	0	52	0	0	0	0	2	3	2	52	
PI	34	12	12	9	1	0	0	27	7	1	0	6	2	0	0	0	0	0	1	0	0	4	0	0	0	0	0	0	33	1	
CFC #14 Child & Family Connections, 3000 W Rohmann Ave, , West Peoria, IL 61604 - Michelle Harr																															
HV	62	7	7	19	18	8	3	53	9	0	0	0	5	0	0	0	0	0	0	0	4	0	0	0	0	0	0	0	33	29	
LEA	471	22	12	44	231	141	21	130	341	5	0	12	4	7	0	15	0	7	1	1	5	45	223	0	0	0	13	12	30	78	393
PAT	39	12	15	11	1	0	0	39	0	0	0	0	0	0	0	0	0	0	0	0	0	0	0	0	0	0	0	0	38	1	
CFC #15 Child & Family Connections, Services of Will, Grundy, & Kankakee Counties, Inc., 2300 Glenwood Ave, Joliet, IL 60435 - Rachel Cimino																															
HFI	1	1	0	0	0	0	0	1	0	0	0	0	0	0	0	0	0	0	0	0	0	0	0	0	0	0	0	0	1	0	
HV	183	46	54	54	18	11	0	126	57	0	0	0	43	0	0	0	0	2	0	0	0	0	9	3	0	0	0	0	154	29	
LEA	985	0	0	43	523	417	2	127	858	0	0	2	2	4	0	0	0	0	1	0	0	124	577	2	10	5	52	1	81	43	942
CFC #16 Child & Family Connections, 201 W Springfield Ave, Ste 508 & 509, , Champaign, IL 61820 - Chris Johnson																															
EI	14	4	7	3	0	0	0	10	4	0	1	1	4	0	0	0	0	0	0	0	0	0	0	0	0	0	0	0	14	0	
HC	74	0	0	8	43	22	1	6	68	1	0	0	1	0	0	0	0	5	0	2	1	58	0	0	0	23	24	2	8	66	
HD	158	31	18	21	54	33	1	90	68	1	0	0	1	0	0	0	0	5	0	2	1	58	0	0	0	23	24	2	70	88	
HS/EHS	53	0	0	0	23	30	0	53	0	0	0	0	0	0	0	0	0	0	0	0	0	0	0	0	0	0	0	0	0	53	
LEA	429	3	3	10	241	172	0	217	212	3	0	3	2	2	0	0	0	2	1	0	0	87	110	0	6	1	29	47	20	16	413
CFC #17 Child & Family Connections, ROE of Adams/Pike Counties, 510 Maine St, Ste 615, Quincy, IL 62301 - Kara Hoffman																															
HV	47	12	13	22	0	0	0	45	2	0	0	0	0	1	0	0	0	1	0	0	0	0	0	0	0	0	0	0	47	0	
PI	13	4	4	5	0	0	0	12	1	2	0	0	1	0	0	0	0	0	0	0	0	0	0	0	0	0	0	0	13	0	
CFC #18 Child & Family Connections, Sangamon Co. Public Health Department, 2833 S Grand Ave, E, Springfield, IL 62703 - Lisa McGlothlin																															
CFC	65	26	25	14	0	0	0	65	0	18	0	7	0	0	0	0	0	0	0	0	0	0	0	0	0	0	0	0	65	0	
CFC #19 Child & Family Connections, Macon Co. Community Mental Health Board, 132 S Water St, Ste 604, Decatur, IL 62523 - Amy Farmer																															
LEA	299	0	3	11	199	84	2	5	294	0	0	0	3	2	0	0	0	0	3	0	2	62	217	7	0	0	41	40	0	14	285
CFC #20 Child & Family Connections, Community Support Systems, 1901 S 4th St, Ste 209, Effingham, IL 62401 - Rita Wahl																															
LEA	59	0	0	2	29	24	4	4	55	2	0	0	0	0	0	0	0	0	0	0	6	47	0	0	0	4	2	0	2	57	
CFC #21 Child & Family Connections, Regional Office of Education #13, 4 Eagle Center, Ste 4, O'Fallon, IL 62269 - Terri Kampwerth																															
HV	67	14	23	29	1	0	0	43	24	10	0	11	1	0	0	0	0	0	0	0	23	0	0	0	0	0	0	0	66	1	

## Screenings Reported by CFC/CPS/DCFS and Agencies Represented / FY2024-Q1

Agency Type	Total Screened	Ages (in Months)						Not Referred	Total Referred	Screenings of Children involved with DCFS			# of Children Ages 0 to 3 Referred to										# of Children Ages 3 to 5 Referred to								Sub-Totals																																																																																																																																																																																																																																																																																																																																																																																																																																																																																																																																																																																																																																																																																																																																																																																																																																																																																																																																																																																																																																																																																																																																																																																																																																																																																																																								
										In Intact Family Services	Children of Teen Wards	In Foster Care	LEA EI	LEA (ECSE)	EHS	PI (center-based)	Child Care Program	HV	Other Services	Multiple Services	Rescreening	LEA (ECSE)	PFA	HS	Child Care Program	HV	Other Services	Multiple Services	Rescreening	Ages 0-35 mos.	Ages 36-61+ mos.																																																																																																																																																																																																																																																																																																																																																																																																																																																																																																																																																																																																																																																																																																																																																																																																																																																																																																																																																																																																																																																																																																																																																																																																																																																																																																																								
		0-11	12-23	24-35	36-47	48-60	61+																																																																																																																																																																																																																																																																																																																																																																																																																																																																																																																																																																																																																																																																																																																																																																																																																																																																																																																																																																																																																																																																																																																																																																																																																																																																																																																																																

## Screenings Reported by CFC/CPS/DCFS and Screening Tools Utilized / FY2024-Q1

Screening Tool	Total Screened	Screenings of Children involved with DCFS											# of Children Ages 0 to 3 Referred to								# of Children Ages 3 to 5 Referred to								
		Ages (in Months)						Not Referred	Total Referred	In Intact Family Services	Children of Teen Wards	In Foster Care	LEA EI	(ECSE)	EHS	PI (center-based)	Child Care Program	HV	Other Services	Multiple Services	Rescreening	LEA (ECSE)	PFA	HS	Child Care Program	HV	Other Services	Multiple Services	Rescreening
		0-11	12-23	24-35	36-47	48-60	61+																						
CFC #01 Child & Family Connections, Youth Services Network, Inc., 107 North 3rd Street, Rockford, IL 61107 - Dee Dee Lowery																													
ASQ-3	1447	67	111	140	684	439	6	271	1176	25	6	19	20	2	0	0	0	17	17	0	39	36	924	240	0	0	135	716	462
ASQ:SE	1055	34	72	72	547	325	5	138	917	24	0	17	16	0	0	0	0	17	8	0	0	28	873	240	0	0	0	715	450
ASQ:SE-2	13	0	0	0	9	4	0	0	13	0	0	0	0	0	0	0	0	0	0	0	0	0	13	0	0	0	0	0	0
BRIG	13	0	0	0	9	4	0	0	13	0	0	0	0	0	0	0	0	0	0	0	0	0	13	0	0	0	0	0	0
DIAL-4	349	10	10	40	154	110	25	166	183	1	6	1	4	4	0	0	0	16	9	0	0	37	109	0	0	0	1	1	4
ESI	149	22	34	53	26	13	1	99	50	0	0	0	0	0	0	0	0	0	0	0	39	0	0	0	0	0	0	0	11
ESI-R	991	31	66	57	522	310	5	138	853	24	0	17	16	0	0	0	0	1	0	0	0	25	836	240	0	0	0	715	450
PLS	1	0	0	0	1	0	0	0	1	0	0	0	0	0	0	0	0	0	0	0	0	1	0	0	0	0	0	0	0
PLS-5	4	0	0	0	1	1	2	1	3	0	0	0	0	0	0	0	0	0	0	0	0	0	0	0	0	1	0	2	
PQ	2	0	0	0	1	1	0	1	1	0	0	0	0	0	0	0	0	0	0	0	0	0	1	0	0	0	0	0	0
SESI	4	0	0	0	1	1	2	1	3	0	0	0	0	0	0	0	0	0	0	0	0	0	0	0	0	1	0	2	
Speed DIAL-4	54	0	0	3	23	28	0	0	54	0	0	0	0	0	0	0	0	0	3	0	0	2	0	0	0	0	50	1	0
CFC #02 Child & Family Connections, Lake County Health Department, 3010 Grand Ave, 2nd Floor, Waukegan, IL 60085 - Donna Musser																													
ASQ-3	15	0	0	2	8	5	0	9	6	0	0	0	0	0	0	0	0	0	0	0	0	0	6	0	0	0	0	0	1
ASQ:SE-2	15	0	0	2	8	5	0	9	6	0	0	0	0	0	0	0	0	0	0	0	0	0	6	0	0	0	0	0	1
DIAL-4	87	0	0	1	47	37	2	30	57	0	0	1	0	1	0	0	0	0	0	0	0	6	32	0	0	0	17	0	1
CFC #03 Child & Family Connections, Regional Office of Education for Carroll, Jo Daviess, & Stephenson Co., 27 S State Ave, Ste 101, Freeport, IL 61032 - Angela Hodges																													
ASQ	247	151	63	19	10	4	0	234	13	0	0	0	13	0	0	0	0	0	0	0	0	0	0	0	0	0	0	0	0
ASQ-3	190	137	35	18	0	0	0	175	15	2	0	2	3	0	0	0	0	0	0	0	12	0	0	0	0	0	0	0	0
ASQ:SE-2	51	15	19	17	0	0	0	51	0	2	0	2	0	0	0	0	0	0	0	0	0	0	0	0	0	0	0	0	0
DIAL-4	59	0	0	3	28	28	0	48	11	0	0	1	0	0	0	0	0	0	0	0	0	5	6	0	0	0	0	0	0
CFC #04 Child & Family Connections, DayOne PACT, 1551 E Fabyan Pkwy, Geneva, IL 60134 - Ellana Mavromatis																													
ASQ	36	0	0	0	20	11	5	4	32	0	0	0	0	0	0	0	0	0	0	0	9	23	0	0	0	0	0	0	0
ASQ-3	211	50	57	57	26	21	0	145	66	5	0	0	14	0	0	0	0	10	0	0	0	9	31	0	0	0	0	2	0
ASQ:SE	71	20	10	13	17	11	0	45	26	0	0	0	8	0	0	0	0	0	0	0	12	6	0	0	0	0	1	1	
ASQ:SE-2	119	30	45	42	0	2	0	103	16	2	0	0	6	0	0	0	0	10	0	0	0	0	0	0	0	0	0	0	0
BAT	7	0	1	3	3	0	0	2	5	0	0	0	3	0	0	0	0	0	0	0	2	0	0	0	0	0	0	0	0
BDI-2	8	0	0	0	6	2	0	4	4	0	0	0	0	0	0	0	0	0	0	0	4	0	0	0	0	0	1	1	
BRIG-PRF	19	0	0	0	14	5	0	3	16	0	0	0	0	0	0	0	0	0	0	0	0	8	0	0	0	0	0	0	8
DIAL	19	0	0	3	9	7	0	11	8	0	0	0	0	0	0	0	0	0	0	0	8	0	0	0	0	0	0	0	0

## Screenings Reported by CFC/CPS/DCFS and Screening Tools Utilized / FY2024-Q1

Screening Tool	Total Screened	Screenings of Children involved with DCFS										# of Children Ages 0 to 3 Referred to										# of Children Ages 3 to 5 Referred to								
		Ages (in Months)						Not Referred	Total Referred	In Intact Family Services	Children of Teen Wards	In Foster Care	EI	LEA (ECSE)	EHS	PI (center-based)	Child Care Program	HV	Other Services	Multiple Services	Rescreening	LEA (ECSE)	PFA	HS	Child Care Program	Other HV	Other Services	Multiple Services	Rescreening	
		0-11	12-23	24-35	36-47	48-60	61+																							
DIAL-4	20	0	0	0	13	2	5	0	20	0	0	0	0	0	0	0	0	0	0	0	0	3	17	0	0	0	0	0	0	0
Play-Based	16	0	0	0	7	9	0	4	12	0	0	0	0	0	0	0	0	0	0	0	6	6	0	0	0	0	0	0	0	
CFC #05 Child & Family Connections, DayOne PACT, 550 Warrenville Rd, Ste 100B, Lisle, IL 60532 - Marianne McGuire																														
ASQ	58	0	0	0	20	36	2	30	28	0	0	0	0	0	0	0	0	0	0	0	11	17	0	0	0	0	0	0	0	
ASQ-3	18	0	3	5	3	7	0	3	15	0	0	0	0	5	0	0	0	0	5	5	0	0	10	0	0	0	0	0	0	0
ASQ:SE	70	0	3	0	38	27	2	33	37	0	0	0	0	0	0	0	0	0	0	0	10	26	0	0	0	0	0	0	1	
CIP	28	0	0	5	16	7	0	4	23	0	0	0	0	0	0	0	0	5	0	0	5	14	0	0	0	0	0	0	0	
DIAL	16	0	0	0	10	6	0	3	13	0	0	0	0	0	0	0	0	0	0	0	0	13	0	0	0	0	0	0	0	
DIAL-4	78	0	0	2	33	43	0	2	76	0	0	0	0	2	0	0	0	0	0	0	9	51	0	0	0	21	7	0	0	
Play-Based	16	0	0	3	8	5	0	14	2	0	0	0	0	0	0	0	0	0	0	0	2	0	0	0	0	0	0	0	0	
TPBA	40	0	0	0	16	22	2	30	10	0	0	0	0	0	0	0	0	0	0	0	10	0	0	0	0	0	0	0	0	
CFC #06 Child & Family Connections, Clearbrook, 1835 W Central Rd, Arlington Heights, IL 60005 - Jason Tietz																														
ASQ-3	64	0	0	8	31	25	0	6	58	0	0	0	0	8	0	0	0	0	0	0	20	15	0	0	0	15	0	0	0	
ASQ:SE	2	0	0	0	1	1	0	0	2	0	0	0	0	0	0	0	0	0	0	0	2	0	0	0	0	0	0	0	0	
ASQ:SE-2	88	0	0	0	62	23	3	34	54	0	0	0	0	0	0	0	0	0	0	0	0	49	0	0	0	17	11	0	0	
DIAL	21	0	0	2	8	11	0	15	6	0	0	1	0	2	0	0	0	0	0	0	4	0	0	0	0	0	0	1	0	
DIAL-4	76	0	0	6	47	23	0	5	69	0	0	0	0	4	0	0	0	0	2	0	13	48	0	0	0	2	0	0	0	
Speed DIAL-4	44	0	0	0	22	22	0	0	44	0	0	0	0	0	0	0	0	0	0	0	16	15	0	0	0	13	0	0	0	
TPBA	8	0	0	0	6	2	0	6	2	0	0	0	0	0	0	0	0	0	0	0	0	0	0	0	0	2	0	0	0	
CFC #07 Child & Family Connections, Suburban Access, Inc. One Westbrook Corporate Ctr, Ste 640, Westchester, IL 60154 - Jo Ann Alferink																														
ASQ	3	0	0	0	3	0	0	0	3	0	0	0	0	0	0	0	0	0	0	0	3	0	0	0	0	0	0	0	0	
ASQ:SE	3	0	0	0	3	0	0	0	3	0	0	0	0	0	0	0	0	0	0	0	3	0	0	0	0	0	0	0	0	
DIAL-4	3	0	0	0	3	0	0	0	3	0	0	0	0	0	0	0	0	0	0	0	3	0	0	0	0	0	0	0	0	
CFC #13 Child & Family Connections, Regional Office of Education #26, 130 S Lafayette St, Ste 200, Macomb, IL 61455 - Chuck Farr																														
ASQ	395	247	131	16	1	0	0	362	33	1	0	6	28	0	0	0	0	0	1	0	0	0	4	0	0	0	0	0	0	
ASQ-3	10	1	6	3	0	0	0	8	2	1	0	0	2	0	0	0	0	0	0	0	0	0	0	0	0	0	0	0	0	
ASQ:SE	34	12	12	9	1	0	0	27	7	1	0	6	2	0	0	0	0	0	1	0	0	4	0	0	0	0	0	0	0	
DIAL-4	20	0	0	0	13	7	0	0	20	0	0	2	0	0	0	0	0	0	0	0	0	20	0	0	0	0	0	0	0	
ESI	26	0	0	2	15	9	0	0	26	0	0	2	0	0	0	0	0	0	0	0	0	24	0	0	0	0	2	3	0	
Speed DIAL-4	8	0	0	0	6	2	0	0	8	0	0	0	0	0	0	0	0	0	0	0	0	8	0	0	0	0	0	0	0	



## Screenings Reported by CFC/CPS/DCFS and Screening Tools Utilized / FY2024-Q1

Screening Tool	Total Screened	Screenings of Children involved with DCFS											# of Children Ages 0 to 3 Referred to								# of Children Ages 3 to 5 Referred to										
		Ages (in Months)						Not Referred	Total Referred	In Intact Family Services	Children of Teen Wards	In Foster Care	LEA EI	LEA (ECSE)	EHS	PI (center-based)	Child Care Program	HV	Other Services	Multiple Services	Rescreening	LEA (ECSE)	PFA	HS	Child Care Program	HV	Other Services	Multiple Services	Rescreening		
		0-11	12-23	24-35	36-47	48-60	61+																								
CFC #14 Child & Family Connections, 3000 W Rohmann Ave., West Peoria, IL 61604 - Michelle Harr																															
ASQ-3	152	34	28	37	32	18	3	110	42	0	0	0	8	0	0	0	0	7	0	0	0	4	23	0	0	0	0	0	0	0	0
ASQ:SE	51	15	6	7	13	10	0	18	33	0	0	0	3	0	0	0	0	7	0	0	0	0	23	0	0	0	0	0	0	0	0
BRIG	106	19	11	8	46	21	1	31	75	0	0	3	4	0	0	0	0	7	0	0	1	1	63	0	0	0	1	0	0	0	0
BRIG-3	210	0	0	26	122	60	2	2	208	3	0	9	0	7	0	15	0	0	0	0	4	27	143	0	0	0	8	6	10	10	10
DIAL-4	11	0	0	3	3	5	0	5	6	0	0	0	0	0	0	0	0	0	0	0	0	6	0	0	0	0	2	4	2	2	
ESI-R	24	0	0	0	14	10	0	1	23	2	0	0	0	0	0	0	0	0	0	0	0	6	17	0	0	0	0	0	0	0	
PLS-4	47	0	0	0	18	23	6	40	7	0	0	0	0	0	0	0	0	0	0	0	0	5	0	0	0	0	0	0	2	2	
PLS-5	50	0	0	2	25	22	1	30	20	0	0	0	0	0	0	0	0	0	1	1	0	0	0	0	0	0	1	2	15	15	
SESI	11	0	0	0	0	0	11	9	2	0	0	0	0	0	0	0	0	0	0	0	0	0	0	0	0	0	1	0	1	1	
CFC #15 Child & Family Connections, Services of Will, Grundy, & Kankakee Counties, Inc., 2300 Glenwood Ave, Joliet, IL 60435 - Rachel Cimino																															
ASQ	29	0	0	2	12	15	0	0	29	0	0	0	0	0	0	0	0	0	0	0	0	0	23	0	0	0	5	0	1	1	
ASQ-2	1	1	0	0	0	0	0	1	0	0	0	0	0	0	0	0	0	0	0	0	0	0	0	0	0	0	0	0	0	0	
ASQ-3	191	46	54	54	24	13	0	127	64	0	0	0	43	0	0	0	0	2	0	0	0	0	9	3	0	0	0	0	7	7	
ASQ:SE	539	0	0	20	283	235	1	95	444	0	0	0	1	0	0	0	0	0	0	0	0	43	293	0	1	0	35	1	71	71	
BRIG	369	0	0	24	187	158	0	94	275	0	0	0	0	0	0	0	0	0	0	0	0	28	189	2	1	0	35	1	20	20	
DIAL	17	0	0	0	10	7	0	0	17	0	0	0	0	0	0	0	0	0	0	0	0	7	0	0	9	0	0	0	1	1	
DIAL-4	368	0	0	16	202	149	1	32	336	0	0	2	1	4	0	0	0	0	1	0	0	74	231	0	0	5	12	0	8	8	
CFC #16 Child & Family Connections, 201 W Springfield Ave, Ste 508 & 509, Champaign, IL 61820 - Chris Johnson																															
ASQ	74	0	0	8	43	22	1	6	68	1	0	0	1	0	0	0	0	0	5	0	2	1	58	0	0	0	23	24	2	2	
ASQ-3	67	4	7	3	23	30	0	63	4	0	1	1	4	0	0	0	0	0	0	0	0	0	0	0	0	0	0	0	0	0	
BRIG	38	0	0	5	13	20	0	13	25	0	0	1	2	0	0	0	0	0	0	0	0	3	20	0	0	0	0	0	0	0	
DIAL	225	0	0	0	137	88	0	178	47	3	0	0	0	0	0	0	0	0	0	0	0	26	20	0	0	1	28	47	20	20	
DIAL-4	166	3	3	5	91	64	0	26	140	0	0	2	0	2	0	0	0	2	1	0	0	58	70	0	6	0	1	0	0	0	
TPBA	74	0	0	8	43	22	1	6	68	1	0	0	1	0	0	0	0	0	5	0	2	1	58	0	0	0	23	24	2	2	
CFC #17 Child & Family Connections, ROE of Adams/Pike Counties, 510 Maine St, Ste 615, Quincy, IL 62301 - Kara Hoffman																															
ASQ	13	4	4	5	0	0	0	12	1	2	0	0	1	0	0	0	0	0	0	0	0	0	0	0	0	0	0	0	0	0	
ASQ-3	47	12	13	22	0	0	0	45	2	0	0	0	0	1	0	0	0	1	0	0	0	0	0	0	0	0	0	0	0	0	
ASQ:SE	60	16	17	27	0	0	0	57	3	2	0	0	1	1	0	0	0	1	0	0	0	0	0	0	0	0	0	0	0	0	
CFC #18 Child & Family Connections, Sangamon Co. Public Health Department, 2833 S Grand Ave, E, Springfield, IL 62703 - Lisa McGlothlin																															
ASQ	65	26	25	14	0	0	0	65	0	18	0	7	0	0	0	0	0	0	0	0	0	0	0	0	0	0	0	0	0	0	

## Screenings Reported by CFC/CPS/DCFS and Screening Tools Utilized / FY2024-Q1

Screening Tool	Total Screened	Screenings of Children involved with DCFS										# of Children Ages 0 to 3 Referred to										# of Children Ages 3 to 5 Referred to							
		Ages (in Months)							Not Referred	Total Referred	In Intact Family Services	Children of Teen Wards	In Foster Care	LEA EI	(ECSE)	PI (center-based)	Child Care Program	Other HV Services	Multiple Services	Rescreening	LEA (ECSE)	PFA	HS	Child Care Program	Other HV Services	Multiple Services	Rescreening		
		0-11	12-23	24-35	36-47	48-60	61+																						
CFC #19 Child & Family Connections, Macon Co. Community Mental Health Board, 132 S Water St, Ste 604, Decatur, IL 62523 - Amy Farmer																													
BRIG	299	0	3	11	199	84	2	5	294	0	0	0	3	2	0	0	0	0	3	0	2	62	217	7	0	0	41	40	0
CFC #20 Child & Family Connections, Community Support Systems, 1901 S 4th St, Ste 209, Effingham, IL 62401 - Rita Wahl																													
BRIG	57	0	0	2	27	24	4	4	53	0	0	0	0	0	0	0	0	0	0	0	4	47	0	0	0	4	2	0	
DAYC-2	2	0	0	0	2	0	0	0	2	2	0	0	0	0	0	0	0	0	0	0	2	0	0	0	0	0	0	0	
CFC #21 Child & Family Connections, Regional Office of Education #13, 4 Eagle Center, Ste 4, O'Fallon, IL 62269 - Terri Kampwerth																													
ASQ	20	2	5	11	1	1	0	16	4	1	0	0	2	0	0	0	0	0	0	0	0	1	0	0	0	0	1	0	
ASQ-3	138	16	32	39	35	16	0	57	81	12	0	16	1	0	0	0	0	7	1	0	23	6	43	0	0	0	0	0	
ASQ:SE	141	18	30	43	34	16	0	59	82	13	0	13	3	0	0	0	0	7	0	0	23	6	42	0	0	0	0	1	
ASQ:SE-2	17	0	7	7	2	1	0	14	3	0	0	3	0	0	0	0	0	1	0	0	0	2	0	0	0	0	0	0	
DIAL-4	106	2	12	24	37	31	0	51	55	1	0	6	2	0	0	0	0	0	1	0	0	1	37	0	0	0	11	1	
CFC #22 Child & Family Connections, Regional Office of Education #13, 660 W Noleman St, Centralia, IL 62801 - Nicole Van Hise																													
ASQ	32	6	9	17	0	0	0	0	32	0	0	0	0	0	0	0	0	32	0	0	0	0	0	0	0	0	0	0	
CFC #23 Child & Family Connections, Wabash & Ohio Valley Special Education Dist., 800 S Division St, Norris City, IL 62869 - Charity Heifner																													
ASQ	290	40	41	71	52	86	0	282	8	0	0	0	6	0	0	0	0	0	0	0	1	0	0	0	0	1	0	0	
DIAL-4	467	40	41	78	160	148	0	282	167	0	0	0	10	0	0	0	0	0	0	7	26	143	0	0	0	1	0	83	
Speed DIAL-4	290	40	41	71	52	86	0	282	8	0	0	0	6	0	0	0	0	0	0	0	1	0	0	0	0	1	0	0	
CFC #24 Child & Family Connections, Archway, Inc., 2751 W Main, PO Box 1180, Carbondale, IL 62901-1180 - Lindsay Baskin																													
ASQ	23	5	11	7	0	0	0	16	7	0	0	0	0	0	0	7	0	0	0	0	0	0	0	0	0	0	0	0	
ASQ-3	28	3	4	7	5	9	0	0	28	0	0	0	0	0	0	0	0	14	0	14	14	0	14	0	0	0	1	1	
ASQ:SE-2	28	3	4	7	5	9	0	0	28	0	0	0	0	0	0	0	0	14	0	14	14	0	14	0	0	0	1	1	
BRIG	32	5	11	7	5	4	0	16	16	0	0	0	0	0	0	7	0	0	0	0	0	9	0	0	0	0	0	0	
CFC #25 Child & Family Connections, Options & Advocacy for McHenry Co., 365 Millennium Dr, Ste A, Crystal Lake, IL 60012 - Susan Beckman																													
ASQ	386	58	127	100	59	42	0	123	263	1	0	0	206	0	0	0	0	0	0	0	3	12	38	0	0	0	3	0	
ASQ-3	156	2	8	10	74	62	0	26	130	0	0	0	1	0	0	0	0	0	0	0	17	112	0	0	0	15	7		
ASQ:SE	71	1	9	13	25	23	0	25	46	0	0	0	1	0	0	0	0	0	0	3	7	35	0	0	0	0	0		
ASQ:SE-2	71	0	0	0	39	32	0	2	69	0	0	0	0	0	0	0	0	0	0	0	0	69	0	0	0	15	7		
CIP	58	0	0	0	31	27	0	11	47	0	0	0	0	0	0	0	0	0	0	0	7	40	0	0	0	0	0		
DIAL-4	96	0	0	13	40	54	0	7	100	0	0	1	2	6	0	0	0	0	2	0	5	74	0	0	0	8	0		