

TO: Kristina Doan, ISBE
Benny Delgado, IDHS
Colleen Cunningham, IDHS
Jennifer Grissom, IDHS
All CFC Managers
Andria Goss, Cook County DCFS
Davette Clark-Johnson, CPS
Kelsey Badger, Erikson Institute's DCFS Intact Program
Allison Lowe-Fotos, Ounce of Prevention Fund
Carmen Garcia, Ounce of Prevention Fund
Karen Berman, Ounce of Prevention Fund

DATE: March 13, 2024

RE: FY 2024 Q2 Developmental Screening Report

Enclosed within are Child Find developmental screening reports and maps reflecting the number of children reported as screened from October 1, 2023 through December 31, 2023 throughout the State of Illinois. Please note that IDHS County Health Department (CHD) data is *not* included. When available, it will be located at <http://www.dhs.state.il.us/page.aspx?item=33422>. We hope to reintegrate this data going forward.

TABLE OF CONTENTS

Narrative	2
Sample Form	4
Directions for Completing Form	5
Data Mappings	8
Screenings Reported by ZIP Code	14
Screenings Reported by Month	26
Screenings Reported by Agencies Represented	31
Screenings Reported by Screening Tool Utilized	34

This report, as well as reports reflecting prior years, is made publicly available on our website at <https://www.childfind-idea-il.us/Screening.aspx>. If you have any questions or concerns about the enclosed information, please feel free to reach out via the contact form on our website at <https://www.childfind-idea-il.us/Contact.aspx> or call (800) 851-6197, option 2.

Best Regards,



Denise Stricklin
Child Find Project Coordinator

Child Find Project Data Collection Mappings

Background

Since 1998, the Illinois State Board of Education (ISBE) has operated the Child Find Project (Child Find), funded through Individuals with Disabilities Education Act Part B, Preschool Discretionary funds to develop and disseminate public awareness materials to Local Education Agencies (LEAs), Special Education Cooperatives, and the Child and Family Connections (CFC) offices.

The Child Find Project, managed by a single Program Coordinator, collects data on the number and location of developmental screenings taking place across Illinois for children between 0 to 5 years of age. A developmental screening is the use of screening tools to track the development of young children across multiple domains. Child Find receives:

- Data from the 25 CFC sites across Illinois. CFCs are the system point of entry for Early Intervention under the Illinois Department of Human Services (IDHS), and are required to report data to Child Find. CFCs receive data from local school districts, with the exception of Chicago Public School (CPS) District #299, where data is reported directly to Child Find.
- Quarterly data on screenings from all health departments reporting to IDHS, which is obtained from the Cornerstone data entry system (Cornerstone).
- Department of Children and Family Services (DCFS) Cook County for children birth to five who are in care. These screenings are conducted by Erikson Institute (Erikson) /DCFS Early Childhood developmental specialists or by the DCFS Integrated Assessment program.
- Monthly data from Erikson/ DCFS Early Childhood Intact Program for Cook, Northern, Central and Southern regions. Erikson/DCFS Early Childhood developmental specialists administer developmental screenings to children ages birth through three entering the foster care system in Cook County and coordinates assessments statewide. The data is not separated by zip codes but reported by the four DCFS regions.

Through the support of the Early Learning Council, the *0-5 Child Find Screening Data Collection Form* (Data Collection Form) used by reporting entities was updated in 2016 in an effort to gather improved information on referral counts, screening tools used, type of reporting program/entity and the type of referral. Among these improvements, a new field was added to include the zip code of locations performing developmental screenings. The inclusion of this field allows for the mapping of portrays where screenings occur, identify potential gaps in reporting and referrals and make the data useful for stakeholders.

Mappings

Child Find has partnered with the Illinois Early Childhood Asset Map (IECAM) to display, through geo-mapping, where developmental screenings are occurring as reported on the Data Collection Form. Developed in 2006, IECAM is funded by ISBE and the IDHS to provide information on existing services, the demographics of young children and their families, and state resources that serve young children. Child Find provides quarterly reports to IECAM which in turn provides mappings on 0-5 Child Find Screenings:

- Total Screened by CFC region
- Total Referred by CFC region

- Total Screened by Zip Code
- Total Referred by Zip Code

Limitations and exclusions

There is no data system to support unduplicated, disaggregated child level data collection, but the addition of the zip code field draws a broader picture of screenings occurring in the state. Even with the stated improvements to the Data Collection Form, limitations remain:

- Reporting to CFCs is voluntary and reporting entities include: school districts, Local Education Agencies (LEAs), Special Education Cooperatives, Regional Offices of Education, child care providers, Head Start/Early Head Start, Home Visiting programs, Early Intervention providers, health departments, health care providers, DCFS, IDHS Family Case Management, multi-funded programs, and Women, Infants and Children.
- CFCs 8, 9, 10 and 11 serve the City of Chicago but do not conduct screening events – Chicago Public Schools (CPS) #299 coordinates all screenings in these regions. It is up to CPS to report the screenings conducted, and data is not broken down by CFC region or even zip code.
- Reporting entities submit data manually through paper forms. CFCs vary greatly in the frequency and method of reporting data to Child find: Some CFCs email forms to the Project Coordinator as forms are received and other CFCs collect forms throughout a quarter before submitting them all at once via US Mail or fax.
- Delayed reporting from entities to CFCs impacts the timeliness of data to Child Find. CFCs do not all report information to Child Find in regular intervals.
- Data collection is time consuming and complex for both reporting entities and CFCs. Data is often inconsistent and unreliable because not all relevant fields are completed and mathematical miscalculations are recorded in fields. As of May 1, 2018, Child Find is piloting an electronic data collection system with two CFCs. This system would notify reporting entities when a mistake has been entered, prompting a correction before data submission is allowed.
- IDHS does not report data on developmental screenings by zip code. Rather, quarterly Cornerstone data is reported to Child Find in an aggregate format. This constitutes a significant sector of data that cannot be mapped.
- The data is not available in real-time but delayed by at least one quarter.
- The zip code on the Data Collection Form refers to where the screening occurred, not necessarily the home zip code of the children receiving the screening.

Even with limitations, the mappings make the data transparent and provides utility for stakeholders as a quality improvement process. As state agencies, programs, and communities continue to employ developmental screenings as a tool to support children’s development and school readiness, these mappings visually display areas in the state that might be underreporting screenings and need additional supports to increase screenings and referrals. Further, the wide dissemination of the mappings raise awareness of Child Find which may lead to better reporting by both entities and CFCs. Additional fields were added to the Data Collection Form beyond the zip code and future mappings are possible in the future.

0-5 CHILD FIND SCREENING DATA COLLECTION FORM

Please refer to the directions when completing this form.

SECTION I: IDENTIFYING INFORMATION

Current Date: _____	Month/Year of Screenings: _____	CFC Submitting Form: _____
Name of Screening Agency: _____		
Type of Program/Entity ¹ : _____	Zip Code of Locations of Screenings: _____	
Screening Tool(s) used: _____		
Contact Person's Name: _____	Phone Number: _____	
Email Address: _____		

If the screening was part of a shared screening event, please check the following box: ☐

SECTION II: SCREENING INFORMATION

Report Totals								
Total Children Screened	Age 0-11 months	Age 12-23 months	Age 24-35 months	Age 36-47 months	Age 48-60 months	Age 61+ months	Not Referred	Total Referred

Screenings of Children involved with DCFS		
# of Children in Intact Family Services Screened	# of Children of Teen Wards Screened	# of Children in Foster Care Screened

SECTION III: SCREENING RESULTS – REFERRAL COUNTS²

Report Totals for Children Ages 0 – 35 Months								
# Referred to EI	# Referred to LEA (ECSE)	# Referred to EHS	# Referred to PI (center-based)	# Referred to Child Care Program	# Referred to HV	# Referred to Other Services	# Referred to Multiple Services	# Referred for Rescreening

Report Totals for Children Ages 36 – 60 Months							
# Referred to LEA (ECSE)	# Referred to PFA	# Referred to HS	# Referred to Child Care Program	# Referred to HV	# Referred to Other Services	# Referred to Multiple Services	# Referred for Rescreening

Please fax or email completed form(s) by _____ (insert timeframe) to your local Child and Family Connections (CFC) office at the following contact information: _____.

You may find your local CFC office by going to the Illinois Department of Human Services office locator at www.dhs.state.il.us. If you have questions regarding this form, please contact the Child Find Project at 1-800-851-6197.

¹ Child Care Provider (CC), Head Start/Early Head Start (HS/EHS), Home Visiting (HV), Multi-Funded Program (MFP), Child and Family Connections (CFC), School District or Local Education Agency (LEA), Early Intervention (EI) Provider, Health Department (HD), Health Care Provider (HC), Women, Infants and Children (WIC), Illinois Department of Children and Family Services (DCFS) or Family Case Management (FCM).

² The following are abbreviations used in SECTION III: EI = Early Intervention; EHS = Early Head Start; PI = Prevention Initiative; HV = Home Visiting; PFA = Preschool for All; and HS = Head Start.

DIRECTIONS FOR COMPLETING 0-5 CHILD FIND SCREENING, REPORTING AND DATA COLLECTION FORM

The Illinois State Board of Education (ISBE) operates the Child Find Project (the “Project”). The Project is funded through IDEA Part B, Preschool Discretionary funds to develop and disseminate public awareness materials to Local Education Agencies (LEAs), Special Education Cooperatives, and the Child and Family Connections (CFC) offices. One activity of the Project is to collect data on the number and location of developmental screenings taking place across the State of Illinois for children between 0 and 5 years of age. The purpose of the 0-5 Child Find Screening, Reporting and Data Collection Form (the “Form”) is the collection of said data by the Project. If your program administers developmental screenings, you should report screening data to the Project using the Form. This applies to developmental screenings only and not to other types of screenings, such as those for vision or hearing. Agencies are required to complete each section of the Form.

The following are certain definitions that may be useful when completing the Form:

Health Department – A certified public health department of a county or the City of Chicago that strives to meet the public health needs of its jurisdiction.

Health Care Provider – A primary care physician, clinic, etc.

Home Visiting – A voluntary program serving pregnant women and children up to the age of 5 that promotes positive parenting practices and builds healthy parent-child relationships, which makes them an essential strategy for reducing child abuse and neglect, improving health outcomes for mothers and children, and increasing school readiness. Home visiting services use evidence-based, intensive, outcome-driven models that promote parent-child attachment; provide developmental screening, monitoring, and referrals; and provide linkages to community resources and services. Additional information pertaining to home visiting in Illinois can be found at <http://www.igrowillinois.org/>.

Multi-Funded Program – A program receiving separate funds from two or more program funding streams that are integrated or blended in order to pay for total program expenditures.

SECTION I: IDENTIFYING INFORMATION

This information allows the tracking of locations of screenings that occur, what programs or entities are involved in screenings, at what frequency screenings occur in a particular area, and who participates in screening activities.

Current Date – Insert the date the screening form is completed.

Month/Year of Screening – For cumulative reporting, insert the month and year the screenings took place.

CFC Submitting Form – CFCs should insert their CFC #, if a CFC is submitting a completed form.

Name of Screening Agency – Insert the name of the agency or provider undertaking the screening. Please note that such an agency or provider may include, but is not limited to, the following: Child Care Provider (CC); Head Start/Early Head Start (HS/EHS); Home Visiting (HV); Multi-Funded Program (MFP); Child and Family Connections (CFC); School District or Local Education Agency (LEA); Early Intervention (EI) Provider; Health Department (HD); Health Care Provider (HC); Women, Infants and

Children (WIC); Illinois Department of Children and Family Services (DCFS); or Family Case Management (FCM).

This information is gathered for data collection purposes only. If the screening is a joint effort between two or more CFCs or two or more school districts, indicate all CFCs and school districts involved in the joint effort, in order to show the area in which screenings are taking place. If a joint screening takes place with a CFC and a school district, the screenings will be attributed to the CFC or school district based on the ages of the children screened. Separate reports may be submitted if easier on reporting entities.

Type of Program/Entity – Insert the type of program or entity that describes the Screening Agency. Options include the following: Child Care Provider (CC); Head Start/Early Head Start (HS/EHS); Home Visiting (HV); Multi-Funded Program (MFP); Child and Family Connections (CFC); School District or Local Education Agency (LEA); Early Intervention (EI) Provider; Health Department (HD); Health Care Provider (HC); Women, Infants and Children (WIC); Illinois Department of Children and Family Services (DCFS); or Family Case Management (FCM).

Zip Code of the Locations of Screenings – Identify the zip code of the location of the screening event. One form should be submitted per event, as such, only one zip code should be entered here.

Screening Tool – Identify name of Developmental Screening tool(s) administered (e.g., ASQ3, ASQ-SE, DIAL, Brigance, other) by listing all that apply on the Form. Do not include other screenings performed such as Vision, Hearing, etc.

Contact Person (Name, Phone Number and Email Address) – Insert the name, telephone number and email address of the individual in charge of the screening session.

Name of Agency – List agency(ies) or individual provider(s) conducting the screening activity(ies), if screening event is community-wide or a joint-effort.

SECTION II: SCREENING INFORMATION

This information allows the tracking of the number of children screened and their age at the time of screening. Please note that the data for Section II refers to the total number of children screened (and is not separated out by zip codes as in Section I above).

Total Children Screened – Total number of children screened during event of cumulative monthly report.

Age 0-61+ Months – In the appropriate box, indicate the number of children by age who were screened.

Not Referred – Children who were screened but no referral was needed.

Total Referred – Children who were screened and a referral was needed.

The “Total Children Screened” count in Section II of the Form should equal the number of children referred *plus* the number of children not referred.

For purposes of the Form, a **Referral** occurs when a provider completes a screening and provides

information on how to connect families to a service provider that can meet the child and family's needs as indicated on the screening. Guidance on *referring families* may be found at the websites for (i) ExceleRate Illinois (including, the following link: <http://www.exceleRateillinoisproviders.com/docman/resources/91-three-steps-to-screening/file>) and (ii) U.S. Department of Health and Family Services—Office of Administration for Children and Families for *Birth to 5: Watch Me Thrive!* (including, the following link: https://www.acf.hhs.gov/sites/default/files/ece/ece_providers_guide_march2014.pdf)

For purposes of data related to the screenings of children involved with DCFS (which is collected in the second table in Section II), please note the following:

of Children in Intact Family Services Screened – refers to the number of children screened who are involved with DCFS but are not in DCFS protective custody and are residing with their families as part of DCFS's Intact Families program.

of Children of Teen Wards Screened – refers to the number of children screened whose parents are wards of DCFS.

of Children in Foster Care Screened – refers to the number of children screened who are in DCFS care and residing with a foster family.

SECTION III: SCREENING RESULTS – REFERRAL COUNTS

The information submitted here allows the tracking of referrals made for children ages 0-35 months and 36-50 months.

Indicate the number of children referred for further evaluation in the appropriate referral count box identified. If a referral type is not listed, please indicate the name of the agency(ies) receiving referral(s) and the number of children involved. Please note that the numbers used in Section III will overlap and will not always match-up to the number used in the category of "Total Referred" in Section II above.

Referred to Other Services – Indicate the number of children referred to community based programs/agencies (i.e., speech, hearing, vision).

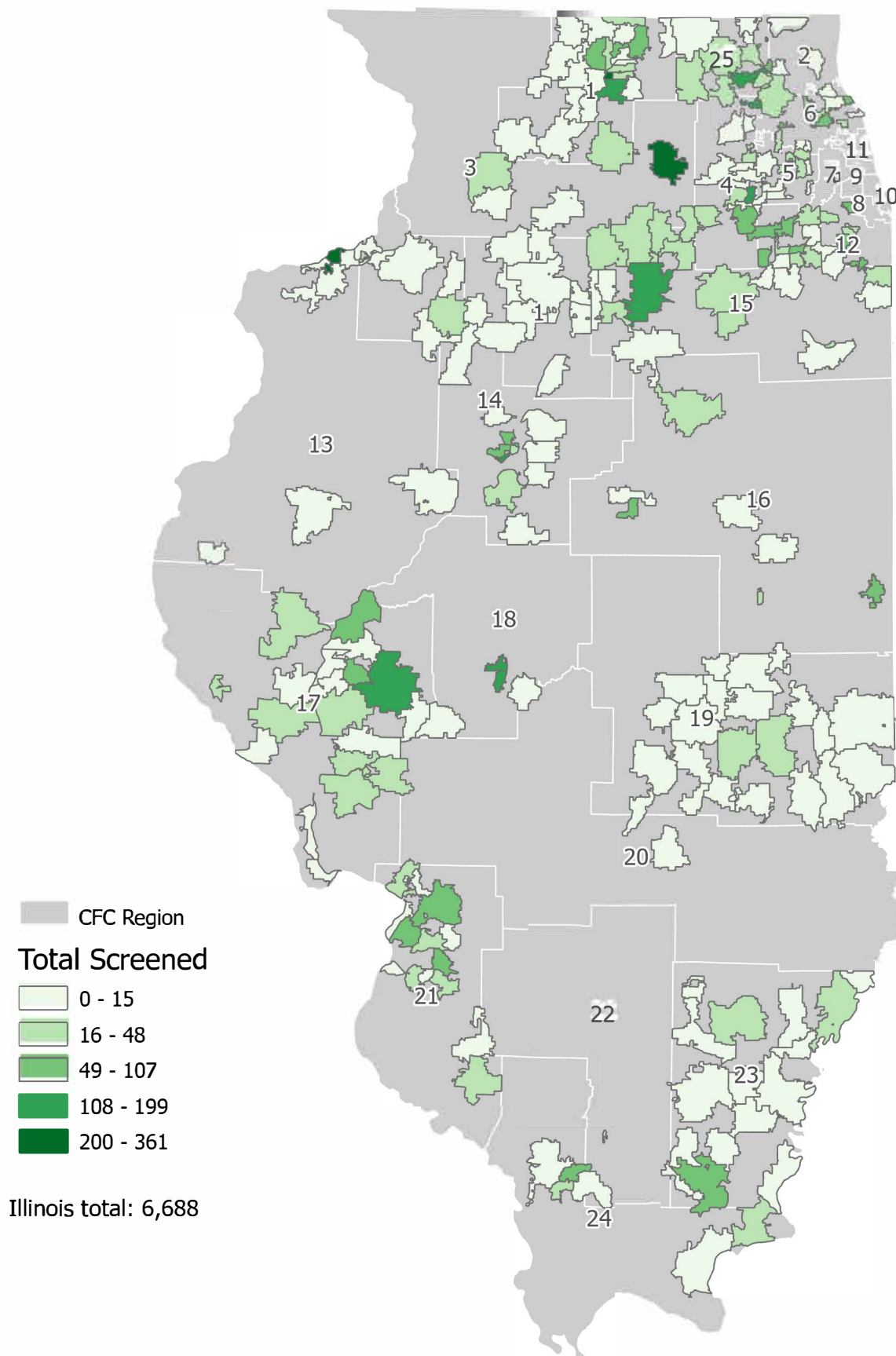
Referred for Rescreening – Indicate the number of children who did not score a concern on the screening, but are determined to benefit from a repeat screening at a later date (due to parent report of functioning variance, unable to screen, other concerns screener may have, etc.).

Referred to Multiple Services – If more than one of the other categories in this Section III has been checked, then also check "Referred for Multiple Services". *Please note that some children may be referred to multiple services and we want to know how many children present like that.*

Please **fax or email** completed reports to the local Child and Family Connections (CFC) office, attention Local Interagency Council (LIC) Coordinator. The LIC Coordinator is responsible for collecting all 0-5 Screening Collection forms relating to screening activities for children 0-5 years of age occurring in the service area. These reports are forwarded monthly to the State's Child Find Project Coordinator for statewide analysis and data compilation.

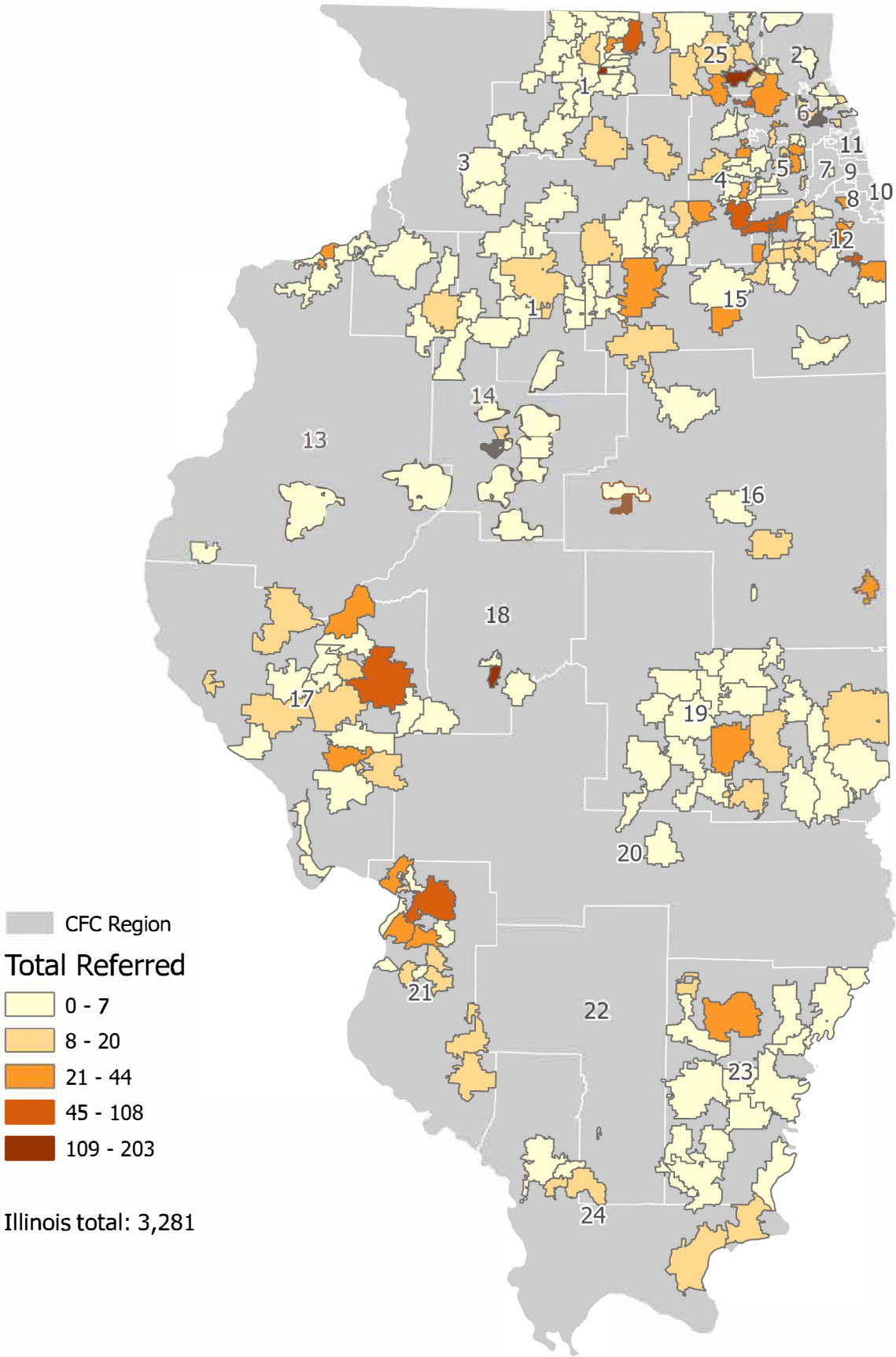
Child Find Screening FY2024, Q2

Total children birth through 5 years old screened, zip code



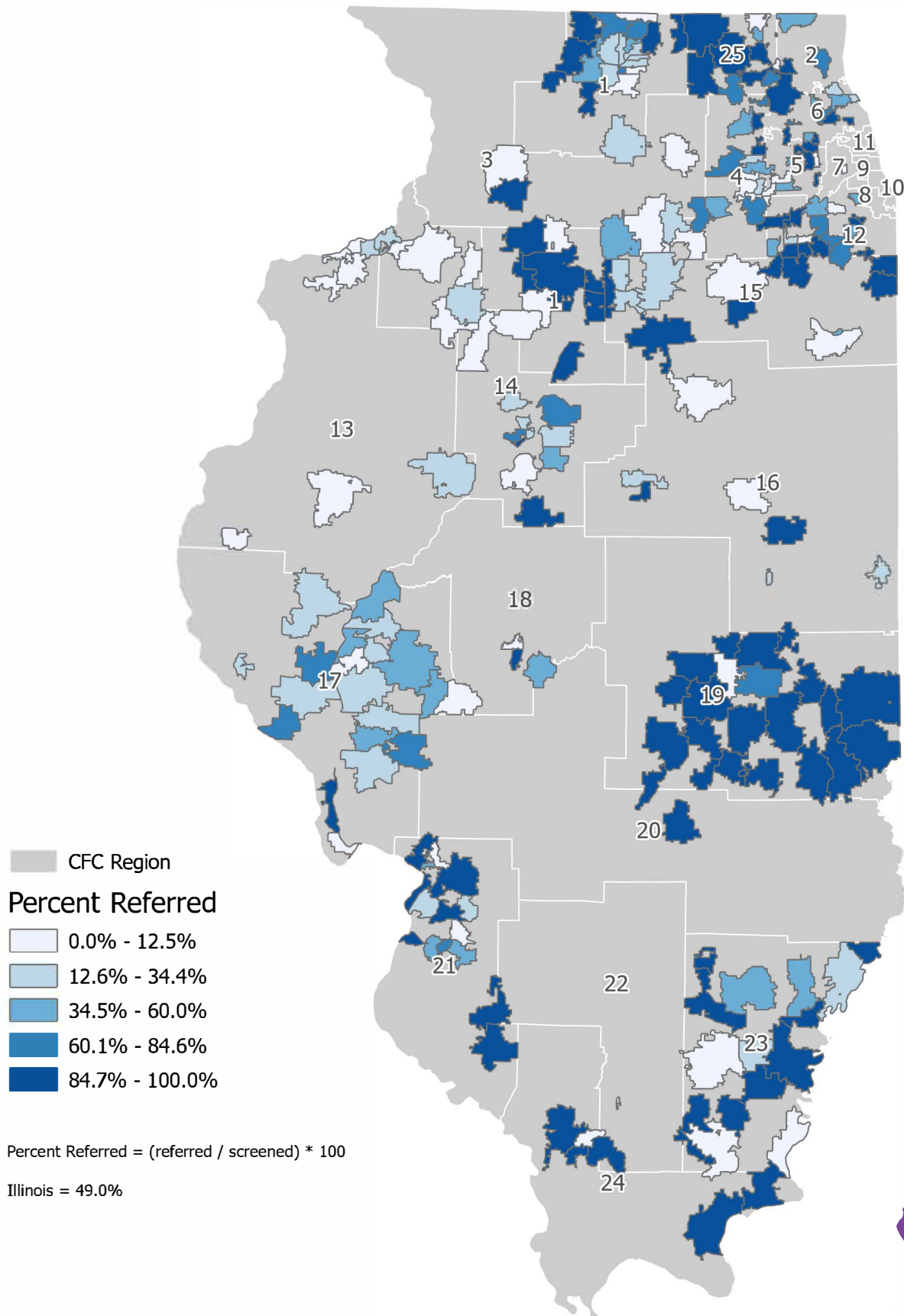
Child Find Screening FY2024, Q2

Total children birth through 5 years old referred, zip code

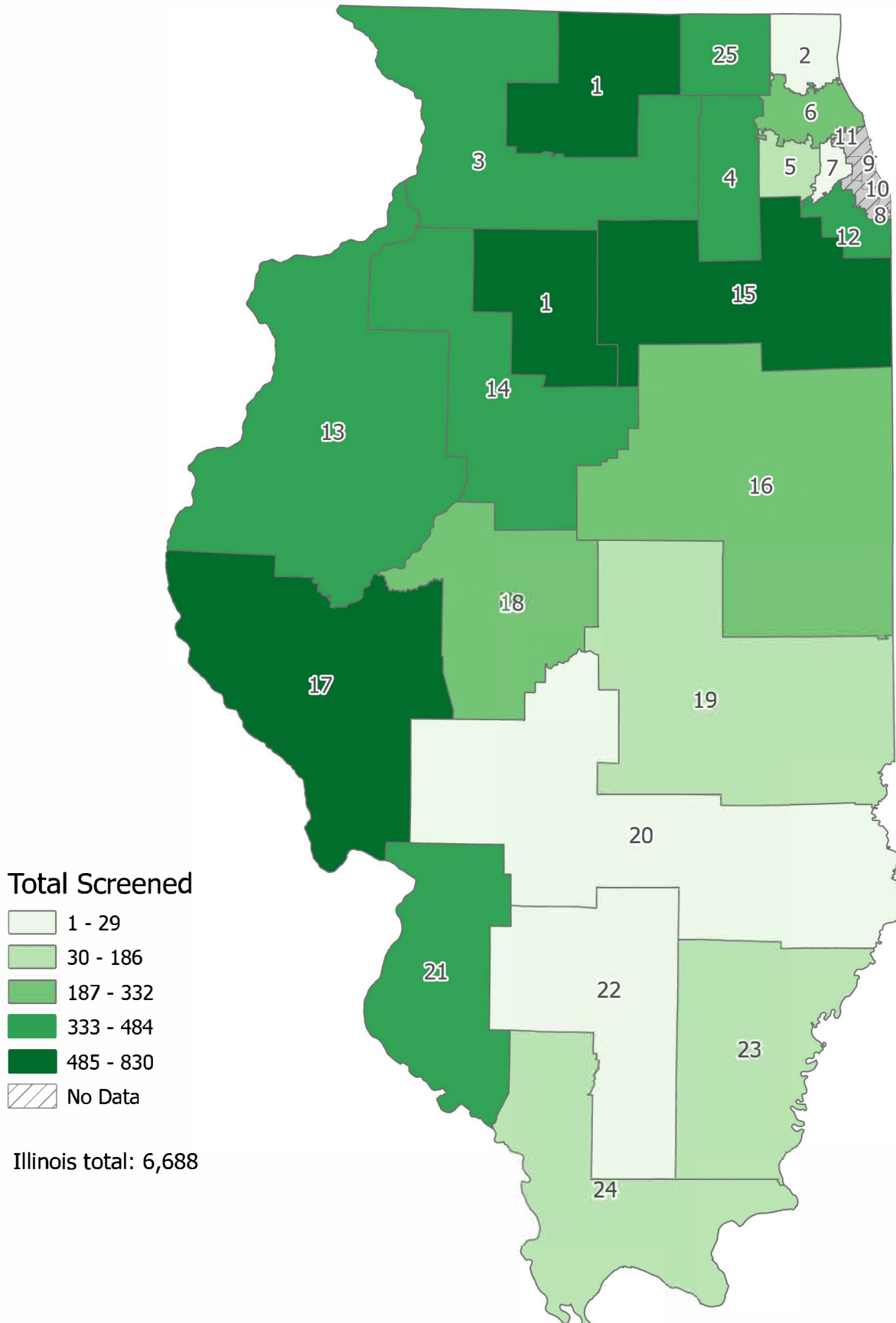


Child Find Screening FY2024, Q2

Percent children referred, zip code

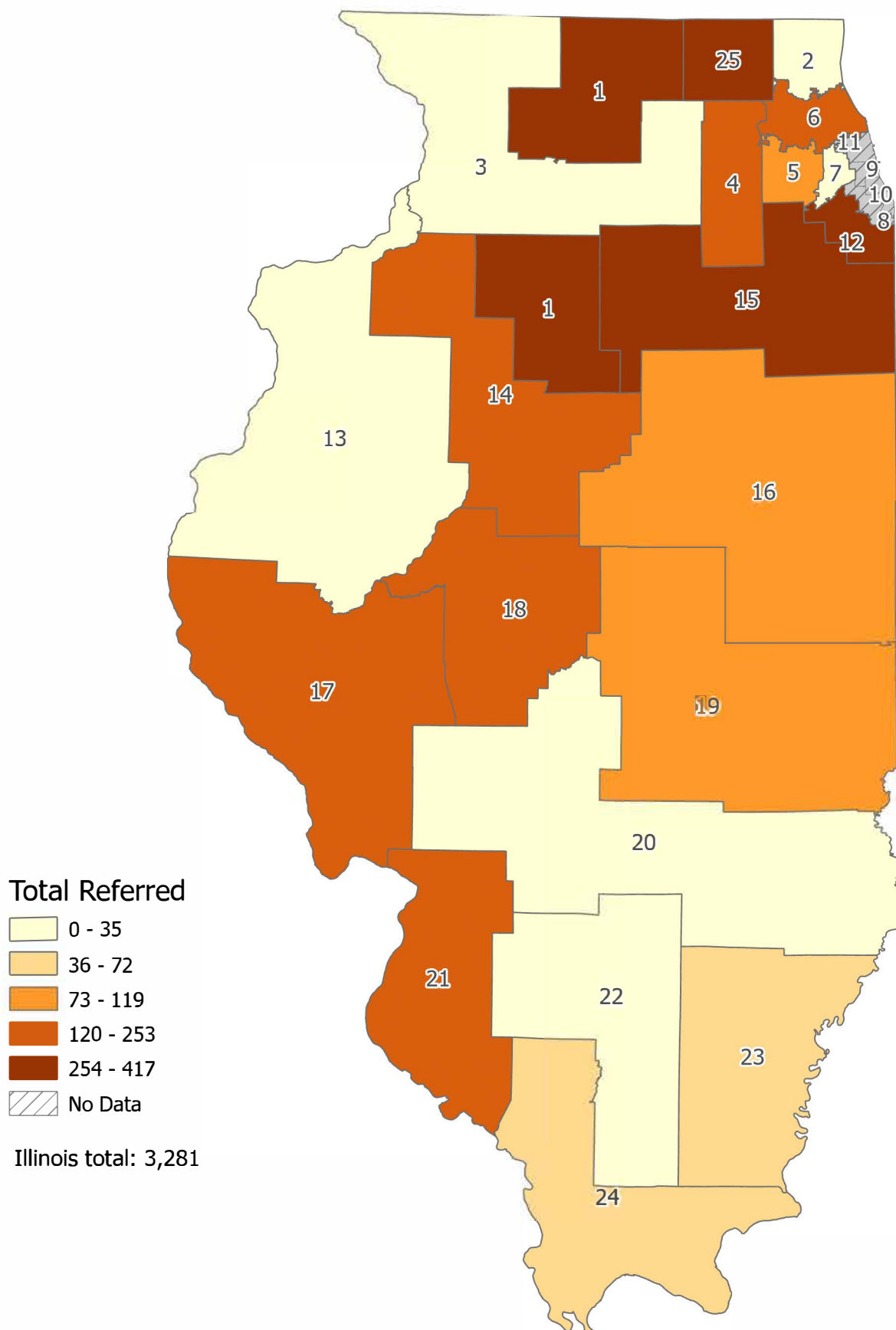


Child Find Screening FY2024, Q2
Total children birth through 5 screened, CFC region

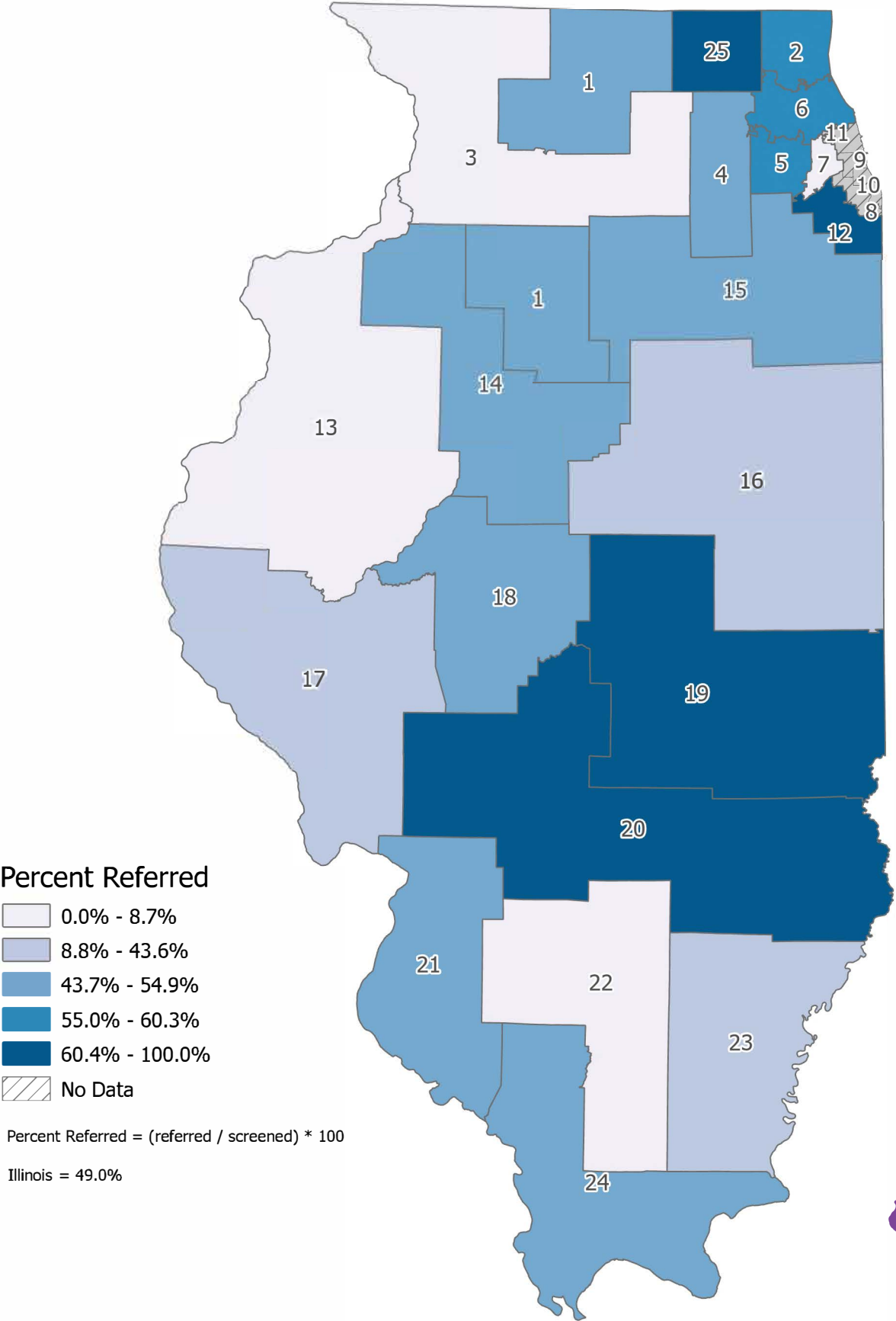


Child Find Screening FY2024, Q2

Total children birth through 5 referred, CFC region



Child Find Screening FY2024, Q2 **Percent children referred, CFC region**



Screenings Reported by CFC/CPS/DCFS and ZIP / FY2024 Q2

Zip Code	Total Screened	Screenings of Children involved with DCFS										# of Children Ages 0 to 3 Referred to								# of Children Ages 3 to 5 Referred to								Sub-Totals			
		Ages (in Months)							Not Referred	Total Referred	In Intact Family Services	Children of Teen Wards	In Foster Care	PI Child Care				Other Multiple				Child Care				Ages 0-35 mos.	Ages 36-61+ mos.				
		0-11	12-23	24-35	36-47	48-60	61+	LEA EI						(ECSE)	EHS	(center-based)	Program	HV	Services	Rescreening	LEA (ECSE)	PFA	HS	Program	HV			Services	Rescreening		
CFC #01 Child & Family Connections, Youth Services Network, Inc., 107 North 3rd Street, Rockford, IL 61107 - Dee Dee Lowery																															
61008	0	0	0	0	0	0	0	0	0	0	0	0	0	0	0	0	0	0	0	0	0	0	0	0	0	0	0	0	0	0	0
61010	1	0	0	0	0	1	0	0	1	0	0	0	0	0	0	0	0	0	0	0	0	1	0	0	0	0	0	0	0	0	1
61011	77	0	0	5	38	34	0	0	77	0	0	2	0	5	0	0	0	0	0	0	3	72	0	0	0	0	3	0	5	72	
61012	8	0	0	0	3	4	1	0	8	0	0	0	0	0	0	0	0	0	0	0	8	0	0	0	0	0	0	0	0	8	
61016	0	0	0	0	0	0	0	0	0	0	0	0	0	0	0	0	0	0	0	0	0	0	0	0	0	0	0	0	0	0	
61024	1	0	0	0	1	0	0	0	1	0	0	0	0	0	0	0	0	0	0	1	0	0	0	0	0	0	0	0	0	1	
61039	1	0	0	1	0	0	0	0	1	0	0	0	0	1	0	0	0	0	0	0	0	0	0	0	0	0	0	0	1	0	
61061	0	0	0	0	0	0	0	0	0	0	0	0	0	0	0	0	0	0	0	0	0	0	0	0	0	0	0	0	0	0	
61063	1	0	0	1	0	0	0	0	1	0	0	0	0	1	0	0	0	0	0	0	0	0	0	0	0	0	0	0	1	0	
61064	0	0	0	0	0	0	0	0	0	0	0	0	0	0	0	0	0	0	0	0	0	0	0	0	0	0	0	0	0	0	
61068	43	0	0	7	27	9	0	34	9	0	0	0	0	0	0	0	0	0	0	9	0	0	0	0	0	0	0	0	7	36	
61072	4	0	0	1	3	0	0	1	3	0	0	0	0	0	0	0	0	0	0	2	2	0	0	0	0	1	0	1	3		
61073	5	0	0	0	3	2	0	1	4	0	0	0	0	0	0	0	0	0	0	4	0	0	0	0	0	0	0	0	5		
61079	0	0	0	0	0	0	0	0	0	0	0	0	0	0	0	0	0	0	0	0	0	0	0	0	0	0	0	0	0	0	
61080	19	0	0	6	6	6	1	19	0	0	0	0	0	0	0	0	0	0	0	0	0	0	0	0	0	0	0	6	13		
61084	0	0	0	0	0	0	0	0	0	0	0	0	0	0	0	0	0	0	0	0	0	0	0	0	0	0	0	0	0	0	
61088	10	0	0	0	7	3	0	5	5	0	0	0	0	0	0	0	0	0	0	5	0	0	0	0	0	0	0	0	10		
61101	60	4	8	7	32	8	1	51	9	0	0	0	3	0	0	0	1	0	0	2	0	0	0	0	0	0	3	19	41		
61102	14	1	9	3	1	0	0	12	2	0	0	0	0	0	0	1	0	0	0	1	0	0	0	0	0	0	0	13	1		
61103	38	4	11	12	8	3	0	31	7	0	0	2	4	0	0	0	2	0	0	1	0	0	0	0	0	0	0	27	11		
61104	249	3	6	5	136	73	26	46	203	3	0	4	0	0	0	0	1	0	0	14	169	35	0	0	0	149	107	14	235		
61107	20	3	6	11	0	0	0	15	5	0	0	0	2	0	0	0	0	0	0	3	0	0	0	0	0	0	0	20	0		
61108	43	3	14	11	6	9	0	42	1	0	0	0	0	0	0	0	1	0	0	0	0	0	0	0	0	0	0	28	15		
61109	123	11	38	42	26	5	1	117	6	0	0	3	2	0	0	0	2	0	0	2	0	0	0	0	0	0	0	91	32		
61111	6	0	0	3	3	0	0	5	1	0	0	0	0	0	0	0	0	0	0	0	0	0	0	0	0	1	3	3			
61112	0	0	0	0	0	0	0	0	0	0	0	0	0	0	0	0	0	0	0	0	0	0	0	0	0	0	0	0	0		
61114	4	0	2	2	0	0	0	3	1	0	0	0	0	0	0	0	1	0	0	0	0	0	0	0	0	0	4	0			
61115	75	10	3	20	21	20	1	35	40	1	10	0	2	2	0	0	0	0	0	7	28	0	0	0	0	0	1	33	42		
61310	0	0	0	0	0	0	0	0	0	0	0	0	0	0	0	0	0	0	0	0	0	0	0	0	0	0	0	0	0		
61326	4	0	0	0	2	2	0	0	4	0	0	0	0	0	0	0	0	0	0	1	3	0	0	0	0	0	0	0	4		
61345	0	0	0	0	0	0	0	0	0	0	0	0	0	0	0	0	0	0	0	0	0	0	0	0	0	0	0	0	0		
61356	12	1	2	9	0	0	0	0	12	0	0	0	0	0	0	0	10	2	0	0	0	0	0	0	0	0	0	12	0		
61362	2	0	0	0	2	0	0	0	2	0	0	0	0	0	0	0	0	0	0	0	1	0	0	0	0	0	1	0	2		

Screenings Reported by CFC/CPS/DCFS and ZIP / FY2024 Q2

Zip Code	Total Screened	Ages (in Months)						Not Referred	Total Referred	Screenings of Children involved with DCFS			# of Children Ages 0 to 3 Referred to								# of Children Ages 3 to 5 Referred to								Sub-Totals			
										In Intact Family Services	Children of Teen Wards	In Foster Care	LEA EI	LEA (ECSE)	EHS	PI (center-based)	Child Care Program	HV	Other Services	Multiple Services	Rescreening	LEA (ECSE)	PFA	HS	Child Care Program	HV	Other Services	Multiple Services	Rescreening	Ages 0-35 mos.	Ages 36-61+ mos.	
		0-11	12-23	24-35	36-47	48-60	61+																									
61376	2	0	0	1	0	1	0	0	2	0	0	0	0	0	0	0	0	0	1	0	0	0	0	1	0	0	0	0	0	0	1	1
61379	5	0	0	1	4	0	0	0	5	0	0	0	0	0	0	0	0	1	0	0	0	0	4	0	0	0	0	0	0	1	4	
61540	3	0	0	0	3	0	0	0	3	0	0	0	0	0	0	0	0	0	0	0	0	0	3	0	0	0	0	0	0	0	3	
TOTAL	830	40	99	148	332	180	31	417	413	4	10	11	13	9	0	0	1	18	4	0	9	46	292	35	0	0	0	153	113	287	543	

CFC #02 Child & Family Connections, Lake County Health Department, 3010 Grand Ave, 2nd Floor, Waukegan, IL 60085 - Donna Musser

60002	9	0	0	1	4	4	0	0	4	0	0	0	0	0	0	0	0	0	0	0	1	3	0	0	0	0	0	0	1	8
60015	5	0	0	1	3	1	0	4	1	0	0	0	0	0	0	0	0	0	0	0	1	0	0	0	0	0	0	0	1	4
60048	8	0	0	0	2	6	0	3	5	0	0	0	0	0	0	0	5	0	1	0	0	0	0	0	0	0	0	0	8	
60061	0	0	0	0	0	0	0	0	0	0	0	0	0	0	0	0	0	0	0	0	0	0	0	0	0	0	0	0	0	
60084	7	0	0	0	6	1	0	0	7	0	0	0	0	0	0	0	0	0	0	0	5	0	0	0	2	0	0	0	7	
TOTAL	29	0	0	2	15	12	0	7	17	0	0	0	0	0	0	0	5	0	1	2	8	0	0	0	2	0	0	2	27	

CFC #03 Child & Family Connections, Regional Office of Education for Carroll, Jo Daviess, & Stephenson Co., 27 S State Ave, Ste 101, Freeport, IL 61032 - Angela Hodges

60115	339	136	83	64	28	28	0	322	17	0	0	0	14	0	0	0	0	0	0	0	3	0	0	0	0	0	0	0	283	56
60548	16	0	0	3	9	4	0	3	13	0	0	0	0	0	0	0	0	0	0	0	13	0	0	0	0	0	0	0	3	13
61032	0	0	0	0	0	0	0	0	0	0	0	0	0	0	0	0	0	0	0	0	0	0	0	0	0	0	0	0	0	0
61071	5	0	0	3	2	0	0	0	5	0	0	0	0	0	0	0	0	0	0	0	5	0	0	0	0	0	0	0	3	2
61081	38	9	13	15	1	0	0	38	0	4	0	1	0	0	0	0	0	0	0	0	0	0	0	0	0	0	0	0	37	1
TOTAL	398	145	96	85	40	32	0	363	35	4	0	1	14	0	0	0	0	0	0	0	3	18	0	0	0	0	0	0	326	72

CFC #04 Child & Family Connections, DayOne PACT, 1551 E Fabyan Pkwy, Geneva, IL 60134 - Ellana Mavromatis

60110	119	3	17	24	33	38	0	35	84	1	0	1	16	0	0	0	0	0	0	0	17	46	0	0	0	3	0	2	44	71
60119	11	0	0	1	5	5	0	3	8	0	0	0	0	1	0	0	0	0	0	0	7	0	0	0	0	0	0	1	10	
60123	5	0	0	0	4	1	0	0	5	0	0	0	0	0	0	0	0	0	0	0	0	5	0	0	0	0	0	0	0	5
60124	8	0	0	1	6	1	0	5	3	0	0	0	0	1	0	0	0	0	0	0	2	0	0	0	0	0	0	1	7	
60134	11	0	0	0	7	4	0	8	3	0	0	0	0	0	0	0	0	0	0	0	3	0	0	0	0	0	1	0	11	
60174	27	0	0	1	7	17	2	3	24	0	0	0	0	0	0	0	0	1	0	0	7	16	0	0	0	0	0	1	26	
60502	0	0	0	0	0	0	0	0	0	0	0	0	0	0	0	0	0	0	0	0	0	0	0	0	0	0	0	0	0	
60503	1	1	0	0	0	0	0	1	0	0	0	0	0	0	0	0	0	0	0	0	0	0	0	0	0	0	0	1	0	
60504	12	2	4	6	0	0	0	12	0	0	0	0	0	0	0	0	0	0	0	0	0	0	0	0	0	0	0	12	0	
60505	113	44	36	33	0	0	0	80	33	2	0	0	8	0	0	0	0	28	0	3	0	0	0	0	0	0	0	113	0	

Screenings Reported by CFC/CPS/DCFS and ZIP / FY2024 Q2

Zip Code	Total Screened	Ages (in Months)							Not Referred	Total Referred	Screenings of Children involved with DCFS			# of Children Ages 0 to 3 Referred to										# of Children Ages 3 to 5 Referred to								Sub-Totals	
		0-11	12-23	24-35	36-47	48-60	61+	In Intact Family Services			Children of Teen Wards	In Foster Care	EI	LEA (ECSE)	EHS	PI (center-based)	Child Care Program	HV	Other Services	Multiple Services	Rescreening	LEA (ECSE)	PFA	HS	Child Care Program	HV	Other Services	Multiple Services	Rescreening	Ages 0-35 mos.	Ages 36-61 mos.		
60506	27	3	17	6	1	0	0	25	2	0	0	0	2	0	0	0	0	0	0	0	0	0	0	0	0	0	0	0	0	26	1		
60510	15	0	0	2	7	3	0	8	7	0	0	0	0	0	0	0	0	0	0	0	6	0	0	0	0	0	0	1	2	10			
60538	5	2	1	2	0	0	0	5	0	0	0	0	0	0	0	0	0	0	0	0	0	0	0	0	0	0	0	0	5	0			
60540	2	0	1	1	0	0	0	1	1	0	0	0	1	0	0	0	0	0	0	0	0	0	0	0	0	0	0	0	2	0			
60542	1	0	0	1	0	0	0	1	0	0	0	0	0	0	0	0	0	0	0	0	0	0	0	0	0	0	0	0	1	0			
60543	86	1	4	5	41	33	2	27	59	0	0	0	1	0	0	0	0	0	0	0	18	47	0	0	0	0	0	30	23	10	76		
60545	40	3	5	4	17	11	0	16	24	5	0	0	3	0	0	0	0	0	1	0	3	19	0	0	0	0	0	11	9	12	28		
60560	0	0	0	0	0	0	0	0	0	0	0	0	0	0	0	0	0	0	0	0	0	0	0	0	0	0	0	0	0	0			
60563	1	0	0	1	0	0	0	1	0	0	0	0	0	0	0	0	0	0	0	0	0	0	0	0	0	0	0	0	1	0			
TOTAL	484	59	85	88	128	113	4	231	253	8	0	1	31	2	0	0	0	28	2	3	0	63	133	0	0	0	3	41	36	232	245		

CFC #05 Child & Family Connections, DayOne PACT, 550 Warrenville Rd, Ste 100B, Lisle, IL 60532 - Marianne McGuire

60101	24	0	0	2	11	11	0	0	24	0	0	0	0	2	0	0	0	0	0	0	0	4	18	0	0	0	0	0	0	2	22
60133	16	0	0	0	7	6	3	1	15	0	0	0	0	0	0	0	0	0	0	0	0	15	0	0	0	0	0	0	0	16	
60139	18	0	0	3	10	5	0	0	18	0	0	0	0	3	0	0	0	0	0	0	0	15	0	0	0	0	0	0	3	15	
60143	6	0	0	0	3	3	0	3	3	0	0	0	0	0	0	0	0	0	0	0	3	0	0	0	0	0	0	0	0	6	
60148	24	0	0	4	14	6	0	2	22	0	0	0	0	2	0	0	0	0	2	0	3	14	0	0	0	0	0	1	4	20	
60181	1	0	0	0	0	1	0	1	0	0	0	0	0	0	0	0	0	0	0	0	0	0	0	0	0	0	0	0	0	1	
60185	45	0	0	9	13	22	1	0	0	0	0	0	0	7	0	0	0	0	9	7	0	0	35	0	0	0	0	0	9	36	
60187	21	0	0	0	8	13	0	13	8	0	0	0	0	0	0	0	0	0	0	0	8	0	0	0	0	0	0	0	0	21	
60191	1	0	0	0	1	0	0	0	1	0	0	0	0	0	0	0	0	0	0	0	0	1	0	0	0	0	0	0	0	1	
60439	0	0	0	0	0	0	0	0	0	0	0	0	0	0	0	0	0	0	0	0	0	0	0	0	0	0	0	0	0	0	
60540	0	0	0	0	0	0	0	0	0	0	0	0	0	0	0	0	0	0	0	0	0	0	0	0	0	0	0	0	0	0	
60559	8	0	0	0	4	4	0	0	8	0	0	0	0	0	0	0	0	0	0	0	0	0	0	0	0	8	0	0	0	8	
TOTAL	164	0	0	18	71	71	4	20	99	0	0	0	0	14	0	0	0	0	11	7	0	18	98	0	0	0	8	0	1	18	146

CFC #06 Child & Family Connections, Clearbrook, 1835 W Central Rd, Arlington Heights, IL 60005 - Jason Tietz

60004	30	0	0	9	13	7	1	17	13	0	0	0	0	7	0	0	0	0	0	0	6	0	0	0	0	0	0	0	9	21
60016	55	0	0	0	30	25	0	5	50	0	0	0	0	0	0	0	0	0	0	6	43	0	0	0	0	1	0	0	55	
60022	92	0	0	2	2	0	88	72	20	0	0	0	0	1	0	0	0	0	0	18	0	0	0	0	1	0	4	2	90	
60053	20	0	0	1	11	7	1	0	20	0	0	0	0	0	0	0	0	0	0	16	0	0	0	0	3	0	0	1	19	
60056	23	0	0	1	10	8	4	6	17	0	0	0	0	1	0	0	0	0	0	12	0	0	0	0	2	0	2	1	22	

Screenings Reported by CFC/CPS/DCFS and ZIP / FY2024 Q2

Zip Code	Total Screened	Ages (in Months)						Not Referred	Total Referred	Screenings of Children involved with DCFS			# of Children Ages 0 to 3 Referred to								# of Children Ages 3 to 5 Referred to								Sub-Totals		
		0-11	12-23	24-35	36-47	48-60	61+			In Intact Family Services	Children of Teen Wards	In Foster Care	LEA EI	LEA (ECSE)	EHS	PI (center-based)	Child Care Program	HV	Other Services	Multiple Services	Rescreening	LEA (ECSE)	PFA	HS	Child Care Program	HV	Other Services	Multiple Services	Rescreening	Ages 0-35 mos.	Ages 36-61+ mos.
60062	10	0	0	0	6	3	1	6	4	0	0	0	0	0	0	0	0	0	0	0	1	0	0	0	0	3	0	0	0	10	
60091	0	0	0	0	0	0	0	0	0	0	0	0	0	0	0	0	0	0	0	0	0	0	0	0	0	0	0	0	0	0	
60194	56	0	1	0	35	20	0	12	44	0	0	0	0	0	1	0	0	0	0	0	43	0	0	0	11	0	0	1	55		
60714	0	0	0	0	0	0	0	0	0	0	0	0	0	0	0	0	0	0	0	0	0	0	0	0	0	0	0	0	0	0	
TOTAL	286	0	1	13	107	70	95	118	168	0	0	0	0	9	0	0	1	0	0	2	59	86	0	0	0	20	1	6	14	272	
CFC #07	Child & Family Connections, Suburban Access, Inc, One Westbrook Corporate Ctr, Ste 640, Westchester, IL 60154 - Jo Ann Alferink																														
60546	1	0	0	0	1	0	0	1	0	0	0	0	0	0	0	0	0	0	0	0	0	0	0	0	0	0	0	0	1		
TOTAL	1	0	0	0	1	0	0	1	0	0	0	0	0	0	0	0	0	0	0	0	0	0	0	0	0	0	0	0	1		
CFC #12	Child & Family Connections, Easter Seals of Metropolitan Chicago, 17300 S Ozark Ave - North Bldg, Tinley Park, IL 60477 - Peter Byrne																														
60439	17	0	0	0	9	7	1	9	8	0	0	0	0	0	0	0	0	0	0	6	2	0	0	0	0	0	0	0	17		
60445	18	12	2	4	0	0	0	0	18	0	0	0	1	0	0	0	18	0	0	0	0	0	0	0	0	0	0	18	0		
60452	23	4	6	3	4	6	0	0	23	0	0	0	0	0	0	13	0	0	0	0	10	0	0	0	0	0	0	13	10		
60453	76	0	0	20	24	32	0	41	35	0	0	0	0	30	0	0	0	0	3	31	76	0	0	0	0	0	3	20	56		
60464	20	0	0	11	8	1	0	18	2	0	0	0	0	0	0	0	0	0	2	0	0	0	0	0	0	0	11	9			
60466	69	0	0	6	27	36	0	5	64	0	0	1	0	1	0	0	0	0	7	55	0	0	0	0	0	1	6	63			
60471	72	0	0	8	35	29	0	0	72	0	0	0	0	0	0	0	0	0	12	60	0	0	0	0	0	0	8	64			
60477	85	2	4	28	32	18	1	35	50	0	0	2	0	5	0	0	2	0	0	0	36	0	2	0	2	3	1	34	51		
TOTAL	380	18	12	80	139	129	2	108	272	0	0	3	1	36	0	0	33	0	0	3	58	239	0	2	0	2	3	5	110	270	
CFC #13	Child & Family Connections, Regional Office of Education #26, 130 S Lafayette St, Ste 200, Macomb, IL 61455 - Chuck Farr																														
61201	361	247	101	13	0	0	0	337	24	1	0	1	22	0	0	0	0	2	0	0	0	0	0	0	0	0	0	361	0		
61232	1	0	0	1	0	0	0	1	0	0	0	0	0	0	0	0	0	0	0	0	0	0	0	0	0	0	1	0			
61236	1	0	0	1	0	0	0	0	1	0	0	0	1	0	0	0	0	0	0	0	0	0	0	0	0	0	1	0			
61239	1	0	1	0	0	0	0	1	0	0	0	0	0	0	0	0	0	0	0	0	0	0	0	0	0	0	1	0			
61244	8	0	2	6	0	0	0	6	2	0	0	0	1	0	0	0	0	1	0	0	0	0	0	0	0	0	8	0			
61264	2	0	2	0	0	0	0	2	0	0	0	0	0	0	0	0	0	0	0	0	0	0	0	0	0	0	2	0			
61265	5	1	1	3	0	0	0	4	1	0	0	0	1	0	0	0	0	0	0	0	0	0	0	0	0	0	5	0			
61275	0	0	0	0	0	0	0	0	0	0	0	0	0	0	0	0	0	0	0	0	0	0	0	0	0	0	0	0			
61279	1	0	1	0	0	0	0	1	0	0	0	0	0	0	0	0	0	0	0	0	0	0	0	0	0	0	1	0			
61420	0	0	0	0	0	0	0	0	0	0	0	0	0	0	0	0	0	0	0	0	0	0	0	0	0	0	0	0			

Screenings Reported by CFC/CPS/DCFS and ZIP / FY2024 Q2

Zip Code	Total Screened	Ages (in Months)						Not Referred	Total Referred	Screenings of Children involved with DCFS			# of Children Ages 0 to 3 Referred to										# of Children Ages 3 to 5 Referred to							Sub-Totals	
		0-11	12-23	24-35	36-47	48-60	61+			In Intact	Children of Teen	In Foster Care	EI	LEA (ECSE)	EHS	PI (center-based)	Child Care Program	HV	Other Services	Multiple Services	Rescreening	LEA (ECSE)	PFA	HS	Child Care Program	HV	Other Services	Multiple Services	Rescreening	Ages 0-35 mos.	Ages 36-61+ mos.
										Family Services	Wards																				
61422	0	0	0	0	0	0	0	0	0	0	0	0	0	0	0	0	0	0	0	0	0	0	0	0	0	0	0	0	0	0	0
61450	0	0	0	0	0	0	0	0	0	0	0	0	0	0	0	0	0	0	0	0	0	0	0	0	0	0	0	0	0	0	0
61455	15	9	4	2	0	0	0	15	0	4	0	1	0	0	0	0	0	0	0	0	0	0	0	0	0	0	0	0	0	15	0
61520	3	2	0	1	0	0	0	2	1	2	0	0	1	0	0	0	0	0	0	0	0	0	0	0	0	0	0	0	0	3	0
61531	0	0	0	0	0	0	0	0	0	0	0	0	0	0	0	0	0	0	0	0	0	0	0	0	0	0	0	0	0	0	0
62316	0	0	0	0	0	0	0	0	0	0	0	0	0	0	0	0	0	0	0	0	0	0	0	0	0	0	0	0	0	0	0
62321	0	0	0	0	0	0	0	0	0	0	0	0	0	0	0	0	0	0	0	0	0	0	0	0	0	0	0	0	0	0	0
62326	0	0	0	0	0	0	0	0	0	0	0	0	0	0	0	0	0	0	0	0	0	0	0	0	0	0	0	0	0	0	0
62341	0	0	0	0	0	0	0	0	0	0	0	0	0	0	0	0	0	0	0	0	0	0	0	0	0	0	0	0	0	0	0
62374	0	0	0	0	0	0	0	0	0	0	0	0	0	0	0	0	0	0	0	0	0	0	0	0	0	0	0	0	0	0	0
62380	1	0	1	0	0	0	0	1	0	0	0	1	0	0	0	0	0	0	0	0	0	0	0	0	0	0	0	0	0	1	0
62681	0	0	0	0	0	0	0	0	0	0	0	0	0	0	0	0	0	0	0	0	0	0	0	0	0	0	0	0	0	0	0
TOTAL	399	259	113	27	0	0	0	370	29	7	0	3	26	0	0	0	0	0	3	0	0	0	0	0	0	0	0	0	0	399	0

CFC #14 Child & Family Connections, 3000 W Rohmann Ave, , West Peoria, IL 61604 - Michelle Harr

61234	1	1	0	0	0	0	0	1	0	0	0	0	0	0	0	0	0	0	0	0	0	0	0	0	0	0	0	0	0	1	0
61235	0	0	0	0	0	0	0	0	0	0	0	0	0	0	0	0	0	0	0	0	0	0	0	0	0	0	0	0	0	0	0
61238	0	0	0	0	0	0	0	0	0	0	0	0	0	0	0	0	0	0	0	0	0	0	0	0	0	0	0	0	0	0	0
61241	1	0	1	0	0	0	0	1	0	0	0	0	0	0	0	0	0	0	0	0	0	0	0	0	0	0	0	0	0	1	0
61254	3	1	1	1	0	0	0	3	0	0	0	0	0	0	0	0	0	0	0	0	0	0	0	0	0	0	0	0	0	3	0
61258	0	0	0	0	0	0	0	0	0	0	0	0	0	0	0	0	0	0	0	0	0	0	0	0	0	0	0	0	0	0	0
61273	0	0	0	0	0	0	0	0	0	0	0	0	0	0	0	0	0	0	0	0	0	0	0	0	0	0	0	0	0	0	0
61314	0	0	0	0	0	0	0	0	0	0	0	0	0	0	0	0	0	0	0	0	0	0	0	0	0	0	0	0	0	0	0
61345	0	0	0	0	0	0	0	0	0	0	0	0	0	0	0	0	0	0	0	0	0	0	0	0	0	0	0	0	0	0	0
61349	1	0	1	0	0	0	0	1	0	0	0	0	0	0	0	0	0	0	0	0	0	0	0	0	0	0	0	0	0	1	0
61368	1	0	0	1	0	0	0	1	0	0	0	0	0	0	0	0	0	0	0	0	0	0	0	0	0	0	0	0	0	1	0
61376	0	0	0	0	0	0	0	0	0	0	0	0	0	0	0	0	0	0	0	0	0	0	0	0	0	0	0	0	0	0	0
61421	1	0	0	1	0	0	0	1	0	0	0	0	0	0	0	0	0	0	0	0	0	0	0	0	0	0	0	0	0	1	0
61434	2	0	2	0	0	0	0	2	0	0	0	0	0	0	0	0	0	0	0	0	0	0	0	0	0	0	0	0	0	2	0
61443	48	6	6	8	17	7	4	38	10	0	0	0	0	0	0	0	0	0	0	0	0	0	0	0	0	5	0	5	20	28	
61483	3	0	2	0	1	0	0	3	0	0	0	0	0	0	0	0	0	0	0	0	0	0	0	0	0	0	0	0	0	2	1
61491	0	0	0	0	0	0	0	0	0	0	0	0	0	0	0	0	0	0	0	0	0	0	0	0	0	0	0	0	0	0	0
61525	12	0	0	0	8	4	0	10	2	0	0	0	0	0	0	0	0	0	0	0	2	0	0	0	0	0	0	0	0	0	12

Screenings Reported by CFC/CPS/DCFS and ZIP / FY2024 Q2

Zip Code	Total Screened	Screenings of Children involved with DCFS																										# of Children Ages 0 to 3 Referred to								# of Children Ages 3 to 5 Referred to								Sub-Totals	
		Ages (in Months)						Not Referred	Total Referred	In Intact Family Services	Children of Teen Wards	In Foster Care	EI	LEA (ECSE)	EHS	PI (center-based)	Child Care Program	HV	Other Services	Multiple Services	Rescreening	LEA (ECSE)	PFA	HS	Child Care Program	HV	Other Services	Multiple Services	Rescreening	Ages 0-35 mos.	Ages 36-61+ mos.														
		0-11	12-23	24-35	36-47	48-60	61+																																						
61548	11	0	0	0	6	5	0	4	7	0	0	0	0	0	0	0	0	0	0	0	0	0	0	6	0	0	0	0	0	0	1	0	11												
61550	12	0	0	1	6	5	0	6	6	0	0	0	0	0	0	0	0	0	0	0	0	0	6	0	0	0	0	0	0	0	1	11													
61554	25	5	12	7	1	0	0	25	0	2	0	3	0	0	0	0	0	0	0	0	0	0	0	0	0	0	0	0	0	0	24	1													
61568	0	0	0	0	0	0	0	0	0	0	0	0	0	0	0	0	0	0	0	0	0	0	0	0	0	0	0	0	0	0	0	0													
61571	4	0	0	0	2	1	1	3	1	0	0	1	0	0	0	0	0	0	0	0	0	0	1	0	0	0	0	0	0	0	0	4													
61603	26	8	6	8	2	2	0	21	5	1	0	0	0	0	0	0	0	0	0	0	4	0	0	0	0	0	0	0	0	1	22	4													
61604	82	11	9	11	28	22	1	23	59	0	0	2	0	2	0	0	0	3	6	1	0	14	48	0	0	0	0	0	14	1	31	51													
61605	118	2	0	14	58	39	5	10	108	9	0	3	0	2	0	11	0	0	0	0	1	21	62	0	0	0	1	0	10	16	102														
61614	66	7	16	11	15	17	0	54	12	0	0	5	5	0	0	0	0	0	0	0	0	3	27	0	0	0	4	0	0	34	32														
61734	1	0	0	0	0	1	0	0	1	0	0	0	0	0	0	0	0	0	0	0	0	0	1	0	0	0	0	0	0	0	1														
TOTAL	418	41	56	63	144	103	11	207	211	12	0	14	5	4	0	11	0	3	6	1	5	47	144	0	0	0	10	14	18	160	258														

CFC #15 Child & Family Connections, Services of Will, Grundy, & Kankakee Counties, Inc., 2300 Glenwood Ave, Joliet, IL 60435 - Rachel Cimino

60401	6	0	0	0	4	2	0	0	6	0	0	0	0	0	0	0	0	0	0	0	0	4	2	0	0	0	0	0	0	0	6
60404	56	0	0	0	21	30	5	35	21	0	0	2	0	0	0	0	0	0	0	0	0	6	15	0	0	0	0	0	0	0	56
60408	0	0	0	0	0	0	0	0	0	0	0	0	0	0	0	0	0	0	0	0	0	0	0	0	0	0	0	0	0	0	0
60410	9	0	0	1	4	2	2	0	9	1	0	0	0	1	0	0	0	0	0	0	0	0	7	0	0	0	0	0	1	1	8
60416	0	0	0	0	0	0	0	0	0	0	0	0	0	0	0	0	0	0	0	0	0	0	0	0	0	0	0	0	0	0	0
60417	25	0	1	0	14	9	1	0	25	0	0	0	1	0	0	0	0	0	0	0	0	11	10	0	0	0	0	0	3	1	24
60421	7	0	0	1	6	0	0	0	7	2	0	0	0	1	0	0	0	0	0	0	0	0	6	0	0	0	0	0	0	1	6
60423	6	0	0	0	5	1	0	1	5	0	0	0	0	0	0	0	0	0	0	0	0	0	2	0	0	0	1	0	2	0	6
60432	82	12	14	19	17	15	5	73	9	0	0	0	1	0	0	0	0	0	0	0	0	8	0	0	0	0	0	0	0	45	37
60433	21	0	0	0	12	8	1	1	20	0	0	0	0	0	0	0	0	0	0	0	0	6	14	0	0	0	0	0	0	0	21
60435	18	5	6	7	0	0	0	14	4	0	0	0	4	0	0	0	0	0	0	0	0	0	0	0	0	0	0	0	0	18	0
60436	11	0	0	1	8	2	0	0	11	0	0	0	0	0	0	0	0	0	0	1	3	5	0	0	0	0	0	0	2	1	10
60442	0	0	0	0	0	0	0	0	0	0	0	0	0	0	0	0	0	0	0	0	0	0	0	0	0	0	0	0	0	0	0
60444	23	0	0	0	8	15	0	0	23	0	0	0	0	0	0	0	0	0	0	0	8	14	0	1	0	0	0	0	0	0	23
60446	68	0	0	0	39	27	2	0	68	0	0	0	0	0	0	0	0	0	0	0	26	42	0	0	0	0	0	0	0	0	68
60448	12	0	0	3	7	2	0	3	9	0	0	0	0	0	0	0	0	0	0	2	0	4	0	0	0	0	0	0	3	3	9
60450	21	3	9	9	0	0	0	19	2	0	0	0	2	0	0	0	0	0	0	0	0	0	0	0	0	0	0	0	0	21	0
60451	19	0	0	0	14	5	0	0	19	0	0	0	0	0	0	0	0	0	0	0	10	0	0	9	0	0	0	0	0	0	19
60481	0	0	0	0	0	0	0	0	0	0	0	0	0	0	0	0	0	0	0	0	0	0	0	0	0	0	0	0	0	0	0
60491	5	0	0	0	3	2	0	1	4	0	0	0	0	0	0	0	0	0	0	0	4	0	0	0	0	0	0	0	0	0	5

Screenings Reported by CFC/CPS/DCFS and ZIP / FY2024 Q2

Zip Code	Total Screened	Ages (in Months)							Not Referred	Total Referred	Screenings of Children involved with DCFS			# of Children Ages 0 to 3 Referred to										# of Children Ages 3 to 5 Referred to								Sub-Totals	
											In Intact Family Services	Children of Teen Wards	In Foster Care	LEA EI	LEA (ECSE)	EHS	PI (center-based)	Child Care Program	HV	Other Services	Multiple Services	Rescreening	LEA (ECSE)	PFA	HS	Child Care Program	HV	Other Services	Multiple Services	Rescreening	Ages 0-35 mos.	Ages 36-61+ mos.	
		0-11	12-23	24-35	36-47	48-60	61+																										
60518	20	0	0	1	12	6	1	18	2	0	0	0	0	0	0	0	0	0	0	0	0	0	1	0	0	0	0	0	1	1	19		
60531	25	0	0	0	7	18	0	20	5	0	0	0	0	0	0	0	0	0	0	0	0	0	0	0	5	0	0	0	0	25			
60544	84	0	0	25	30	25	4	6	78	0	0	0	0	0	0	0	0	0	0	0	38	40	0	0	0	0	0	0	25	59			
60549	0	0	0	0	0	0	0	0	0	0	0	0	0	0	0	0	0	0	0	0	0	0	0	0	0	0	0	0	0	0			
60551	16	0	0	0	10	6	0	14	2	0	0	0	0	0	0	0	0	0	0	0	0	0	0	0	0	1	0	1	0	16			
60901	6	4	2	0	0	0	0	6	0	0	0	0	0	0	0	0	0	0	0	0	0	0	0	0	0	0	0	0	6	0			
60914	0	0	0	0	0	0	0	0	0	0	0	0	0	0	0	0	0	0	0	0	0	0	0	0	0	0	0	0	0	0			
60915	27	3	3	8	7	4	2	14	13	0	0	0	0	0	0	0	0	0	0	0	2	11	0	0	0	0	0	0	14	13			
60954	0	0	0	0	0	0	0	0	0	0	0	0	0	0	0	0	0	0	0	0	0	0	0	0	0	0	0	0	0	0			
60964	0	0	0	0	0	0	0	0	0	0	0	0	0	0	0	0	0	0	0	0	0	0	0	0	0	0	0	0	0	0			
61301	13	0	0	0	5	7	1	9	4	0	0	0	0	0	0	0	0	0	0	0	0	0	0	0	0	2	0	2	0	13			
61341	0	0	0	0	0	0	0	0	0	0	0	0	0	0	0	0	0	0	0	0	0	0	0	0	0	0	0	0	0	0			
61342	31	0	0	1	18	12	0	18	13	0	0	0	0	0	0	0	0	0	0	0	1	6	0	0	0	0	4	0	2	1	30		
61348	26	0	0	0	11	11	4	21	5	0	0	0	0	0	0	0	0	0	0	0	0	1	0	0	0	3	0	1	0	26			
61350	158	0	0	4	60	88	6	120	38	0	0	0	0	0	0	0	0	0	0	0	6	8	0	0	0	19	0	5	4	154			
61354	7	0	0	1	5	1	0	0	7	0	0	0	0	0	0	0	0	0	0	0	2	1	0	0	0	3	0	1	1	6			
61360	0	0	0	0	0	0	0	0	0	0	0	0	0	0	0	0	0	0	0	0	0	0	0	0	0	0	0	0	0	0			
61364	8	0	0	0	3	5	0	0	8	0	0	0	0	0	0	0	0	0	0	0	3	5	0	0	0	0	0	0	0	8			
TOTAL	810	27	35	81	330	303	34	393	417	3	0	2	8	2	0	0	0	0	0	0	3	138	194	0	10	0	38	0	24	143	667		

CFC #16 Child & Family Connections, 201 W Springfield Ave, Ste 508 & 509, , Champaign, IL 61820 - Chris Johnson

60936	2	0	0	0	0	2	0	2	0	0	0	0	0	0	0	0	0	0	0	0	0	0	0	0	0	0	0	0	0	2
60938	0	0	0	0	0	0	0	0	0	0	0	0	0	0	0	0	0	0	0	0	0	0	0	0	0	0	0	0	0	0
60942	0	0	0	0	0	0	0	0	0	0	0	0	0	0	0	0	0	0	0	0	0	0	0	0	0	0	0	0	0	0
60946	0	0	0	0	0	0	0	0	0	0	0	0	0	0	0	0	0	0	0	0	0	0	0	0	0	0	0	0	0	0
60953	0	0	0	0	0	0	0	0	0	0	0	0	0	0	0	0	0	0	0	0	0	0	0	0	0	0	0	0	0	0
60963	0	0	0	0	0	0	0	0	0	0	0	0	0	0	0	0	0	0	0	0	0	0	0	0	0	0	0	0	0	0
60970	0	0	0	0	0	0	0	0	0	0	0	0	0	0	0	0	0	0	0	0	0	0	0	0	0	0	0	0	0	0
61319	0	0	0	0	0	0	0	0	0	0	0	0	0	0	0	0	0	0	0	0	0	0	0	0	0	0	0	0	0	0
61704	61	0	0	0	37	24	0	0	61	0	0	0	0	0	0	0	0	0	0	0	13	30	0	17	0	0	0	1	0	61
61705	0	0	0	0	0	0	0	0	0	0	0	0	0	0	0	0	0	0	0	0	0	0	0	0	0	0	0	0	0	0
61739	0	0	0	0	0	0	0	0	0	0	0	0	0	0	0	0	0	0	0	0	0	0	0	0	0	0	0	0	0	0
61745	0	0	0	0	0	0	0	0	0	0	0	0	0	0	0	0	0	0	0	0	0	0	0	0	0	0	0	0	0	0

Screenings Reported by CFC/CPS/DCFS and ZIP / FY2024 Q2

Zip Code	Total Screened	Screenings of Children involved with DCFS																											Sub-Totals																																																																																																																																																																																																																																																																																																																																																																																																																																																																																																																																																																																																																																																												
		Ages (in Months)						Not Referred	Total Referred	In Intact Family Services			Children of Teen Wards	In Foster Care	# of Children Ages 0 to 3 Referred to								# of Children Ages 3 to 5 Referred to								Ages 0-35 mos.	Ages 36-61+ mos.																																																																																																																																																																																																																																																																																																																																																																																																																																																																																																																																																																																																																																																									
										0-11	12-23	24-35			36-47	48-60	61+	LEA (ECSE)	PI (center-based)	Child Care Program	Other Services	Multiple Services	Rescreening	LEA (ECSE)	PFA	HS	Child Care Program	HV	Other Services	Multiple Services			Rescreening																																																																																																																																																																																																																																																																																																																																																																																																																																																																																																																																																																																																																																																								
		0-11	12-23	24-35	36-47	48-60	61+	Referred	Referred	Referred	Referred	Referred	Referred	Referred	Referred	Referred	Referred	Referred	Referred	Referred	Referred	Referred	Referred	Referred	Referred	Referred	Referred	Referred	Referred	Referred	Referred	Referred	Referred	Referred	Referred	Referred	Referred	Referred	Referred	Referred	Referred	Referred	Referred	Referred	Referred	Referred	Referred	Referred	Referred	Referred	Referred	Referred	Referred	Referred	Referred	Referred	Referred	Referred	Referred	Referred	Referred	Referred	Referred	Referred	Referred	Referred	Referred	Referred	Referred	Referred	Referred	Referred	Referred	Referred	Referred	Referred	Referred	Referred	Referred	Referred	Referred	Referred	Referred	Referred	Referred	Referred	Referred	Referred	Referred	Referred	Referred	Referred	Referred	Referred	Referred	Referred	Referred	Referred	Referred	Referred	Referred	Referred	Referred	Referred	Referred	Referred	Referred	Referred	Referred	Referred	Referred	Referred	Referred	Referred	Referred	Referred	Referred	Referred	Referred	Referred	Referred	Referred	Referred	Referred	Referred	Referred	Referred	Referred	Referred	Referred	Referred	Referred	Referred	Referred	Referred	Referred	Referred	Referred	Referred	Referred	Referred	Referred	Referred	Referred	Referred	Referred	Referred	Referred	Referred	Referred	Referred	Referred	Referred	Referred	Referred	Referred	Referred	Referred	Referred	Referred	Referred	Referred	Referred	Referred	Referred	Referred	Referred	Referred	Referred	Referred	Referred	Referred	Referred	Referred	Referred	Referred	Referred	Referred	Referred	Referred	Referred	Referred	Referred	Referred	Referred	Referred	Referred	Referred	Referred	Referred	Referred	Referred	Referred	Referred	Referred	Referred	Referred	Referred	Referred	Referred	Referred	Referred	Referred	Referred	Referred	Referred	Referred	Referred	Referred	Referred	Referred	Referred	Referred	Referred	Referred	Referred	Referred	Referred	Referred	Referred	Referred	Referred	Referred	Referred	Referred	Referred	Referred	Referred	Referred	Referred	Referred	Referred	Referred	Referred	Referred	Referred	Referred	Referred	Referred	Referred	Referred	Referred	Referred	Referred	Referred	Referred	Referred	Referred	Referred	Referred	Referred	Referred	Referred	Referred	Referred	Referred	Referred	Referred	Referred	Referred	Referred	Referred	Referred	Referred	Referred	Referred	Referred	Referred	Referred	Referred	Referred	Referred	Referred	Referred	Referred	Referred	Referred	Referred	Referred	Referred	Referred	Referred	Referred	Referred	Referred	Referred	Referred	Referred	Referred	Referred	Referred	Referred	Referred	Referred	Referred	Referred	Referred	Referred	Referred	Referred	Referred	Referred	Referred	Referred	Referred	Referred	Referred	Referred	Referred	Referred	Referred	Referred	Referred	Referred	Referred	Referred	Referred	Referred	Referred	Referred	Referred	Referred	Referred	Referred	Referred	Referred	Referred	Referred	Referred	Referred	Referred	Referred	Referred	Referred	Referred	Referred	Referred	Referred	Referred	Referred	Referred	Referred	Referred	Referred	Referred	Referred	Referred	Referred	Referred	Referred	Referred	Referred	Referred	Referred	Referred	Referred	Referred	Referred	Referred	Referred	Referred	Referred	Referred	Referred	Referred	Referred	Referred	Referred	Referred	Referred	Referred	Referred	Referred	Referred	Referred	Referred	Referred	Referred	Referred	Referred	Referred	Referred	Referred	Referred	Referred	Referred	Referred	Referred	Referred	Referred	Referred	Referred	Referred	Referred	Referred	Referred	Referred	Referred	Referred	Referred	Referred	Referred	Referred	Referred	Referred	Referred	Referred	Referred	Referred	Referred	Referred	Referred	Referred	Referred	Referred	Referred	Referred	Referred	Referred	Referred	Referred	Referred	Referred	Referred	Referred	Referred	Referred	Referred	Referred	Referred	Referred	Referred	Referred	Referred	Referred	Referred	Referred	Referred	Referred	Referred	Referred	Referred	Referred	Referred	Referred	Referred	Referred	Referred	Referred	Referred	Referred	Referred	Referred	Referred	Referred	Referred	Referred	Referred	Referred	Referred	Referred	Referred	Referred	Referred	Referred	Referred	Referred	Referred	Referred	Referred	Referred	Referred	Referred	Referred	Referred	Referred	Referred	Referred	Referred	Referred	Referred	Referred	Referred	Referred	Referred	Referred	Referred	Referred	Referred	Referred	Referred	Referred	Referred	Referred	Referred	Referred	Referred	Referred	Referred	Referred	Referred	Referred	Referred	Referred	Referred	Referred	Referred	Referred	Referred	Referred	Referred	Referred	Referred	Referred	Referred	Referred	Referred	Referred	Referred	Referred	Referred	Referred	Referred	Referred	Referred	Referred	Referred	Referred	Referred	Referred	Referred	Referred	Referred	Referred	Referred	Referred	Referred	Referred	Referred	Referred	Referred	Referred	Referred	Referred	Referred	Referred	Referred	Referred	Referred	Referred	Referred	Referred	Referred	Referred	Referred	Referred	Referred	Referred	Referred	Referred	Referred	Referred	Referred	Referred	Referred	Referred	Referred	Referred	Referred	Referred	Referred	Referred	Referred	Referred	Referred	Referred	Referred	Referred	Referred	Referred	Referred	Referred	Referred	Referred	Referred	Referred	Referred	Referred	Referred	Referred	Referred	Referred	Referred	Referred	Referred	Referred	Referred	Referred	Referred	Referred	Referred	Referred	Referred	Referred	Referred	Referred	Referred	Referred	Referred	Referred	Referred	Referred	Referred	Referred	Referred	Referred	Referred	Referred	Referred	Referred	Referred	Referred	Referred	Referred	Referred	Referred	Referred	Referred	Referred	Referred	Referred	Referred	Referred	Referred	Referred	Referred	Referred	Referred	Referred	Referred	Referred	Referred	Referred	Referred	Referred	Referred	Referred	Referred	Referred	Referred	Referred	Referred	Referred	Referred	Referred	Referred	Referred	Referred	Referred	Referred	Referred	Referred	Referred	Referred	Referred

CFC #17 Child & Family Connections, ROE of Adams/Pike Counties, 510 Maine St, Ste 615, Quincy, IL 62301 - Kara Hoffman

62013	11	0	0	0	5	5	1	10	1	0	0	0	0	0	0	0	0	0	0	0	0	0	0	0	0	0	1	0	11	
62016	44	0	0	5	12	24	3	38	6	0	0	0	0	0	0	0	0	0	0	0	0	0	0	0	0	0	6	5	39	
62044	16	0	0	3	10	3	0	3	13	0	0	0	0	0	0	0	0	0	2	0	0	0	0	0	0	0	11	3	13	
62047	6	0	0	1	3	2	0	0	6	0	0	1	0	0	0	0	0	0	1	0	0	0	0	0	0	0	5	1	5	
62082	3	0	0	1	1	1	0	2	1	0	0	0	0	0	0	0	0	0	0	0	0	0	0	0	0	0	1	1	2	
62092	43	0	0	8	22	12	1	21	22	2	0	5	0	0	0	0	0	0	4	0	0	0	0	0	0	0	18	8	35	
62340	6	0	0	3	2	1	0	2	4	0	0	0	0	0	0	0	0	0	2	0	0	0	0	0	0	0	2	3	3	
62345	39	2	12	14	7	4	0	30	9	0	0	0	0	0	0	0	0	0	4	0	0	0	0	0	0	0	5	28	11	
62353	28	0	0	4	14	39	1	20	8	0	0	4	0	0	0	0	0	0	1	0	0	0	0	0	0	0	7	4	54	
62363	39	0	0	2	23	14	0	29	10	3	0	3	0	0	0	0	0	0	0	0	0	0	0	0	0	0	9	2	37	
62366	7	0	0	3	4	0	0	2	5	0	0	0	0	0	0	0	0	0	1	2	0	0	0	0	0	0	2	3	4	
62611	12	0	0	0	4	6	2	10	2	0	0	0	0	0	0	0	0	0	0	0	0	0	0	0	0	0	2	0	12	
62618	84	0	0	1	41	44	2	54	30	4	0	1	0	1	0	0	0	0	0	4	0	0	0	0	0	0	26	1	87	
62621	1	0	0	0	1	0	0	1	0	0	0	0	0	0	0	0	0	0	0	0	0	0	0	0	0	0	0	0	1	
62628	56	0	0	4	40	12	0	43	13	1	0	0	0	0	0	0	0	0	1	1	0	0	0	0	0	0	11	4	52	
62638	12	0	0	1	8	3	0	6	6	0	0	1	0	0	0	0	0	0	0	0	0	0	0	0	0	0	6	1	11	
62650	183	1	3	13	74	76	11	119	66	2	0	2	2	2	0	0	0	5	0	0	3	0	0	0	0	0	0	38	17	161
62653	4	0	0	0	2	2	0	3	1	0	0	0	0	0	0	0	0	0	0	1	0	0	0	0	0	0	0	0	4	

Screenings Reported by CFC/CPS/DCFS and ZIP / FY2024 Q2

Zip Code	Total Screened	Ages (in Months)						Not Referred	Total Referred	Screenings of Children involved with DCFS			# of Children Ages 0 to 3 Referred to										# of Children Ages 3 to 5 Referred to								Sub-Totals	
		0-11	12-23	24-35	36-47	48-60	61+			In Intact Family Services	Children of Teen Wards	In Foster Care	EI	LEA (ECSE)	EHS	PI (center-based)	Child Care Program	HV	Other Services	Multiple Services	Rescreening	LEA (ECSE)	PFA	HS	Child Care Program	HV	Other Services	Multiple Services	Rescreening	Ages 0-35 mos.	Ages 36-61+ mos.	
62665	2	0	0	0	2	0	0	1	1	0	0	0	0	0	0	0	0	0	0	0	0	0	0	0	0	0	0	0	0	2		
62692	8	0	0	4	0	4	0	8	0	0	0	0	0	0	0	0	0	0	0	0	0	0	0	0	0	0	0	4	4			
62694	27	0	0	7	9	10	1	18	9	1	0	2	0	1	0	0	0	0	0	0	4	0	0	0	0	0	0	4	7	20		
TOTAL	631	3	15	74	284	262	22	420	213	13	0	19	2	4	0	0	0	5	0	0	25	11	0	0	0	0	0	155	92	568		

CFC #18 Child & Family Connections, Sangamon Co. Public Health Department, 2833 S Grand Ave, E, Springfield, IL 62703 - Lisa McGlothlin

62561	0	0	0	0	0	0	0	0	0	0	0	0	0	0	0	0	0	0	0	0	0	0	0	0	0	0	0	0	0	0	0
62702	160	28	38	35	27	27	5	155	5	0	0	3	5	0	0	0	0	0	0	0	0	0	0	0	0	0	0	101	59		
62703	172	30	76	65	1	0	0	0	172	0	0	6	172	1	0	0	0	0	0	0	0	0	0	0	0	0	0	171	1		
TOTAL	332	58	114	100	28	27	5	155	177	0	0	9	177	1	0	0	0	0	0	0	0	0	0	0	0	0	0	272	60		

CFC #19 Child & Family Connections, Macon Co. Community Mental Health Board, 132 S Water St, Ste 604, Decatur, IL 62523 - Amy Farmer

61910	4	0	0	0	2	1	1	1	3	0	0	0	0	0	0	0	0	0	0	1	2	0	0	0	0	0	0	0	4
61911	1	0	0	0	0	1	0	1	0	0	0	0	0	0	0	0	0	0	0	0	0	0	0	0	0	0	0	1	
61913	2	0	0	0	2	0	0	0	2	0	0	0	0	0	0	0	0	0	0	1	1	0	0	0	1	1	0	0	2
61914	1	0	0	0	1	0	0	0	1	0	0	0	0	0	0	0	0	0	0	0	1	0	0	0	0	0	0	0	1
61920	20	0	0	0	17	3	0	1	19	0	0	0	0	0	0	0	0	0	0	8	11	0	0	0	4	4	0	0	20
61924	0	0	0	0	0	0	0	0	0	0	0	0	0	0	0	0	0	0	0	0	0	0	0	0	0	0	0	0	0
61933	1	0	0	0	1	0	0	0	1	0	0	0	0	0	0	0	0	0	0	0	1	0	0	0	0	0	0	0	1
61937	1	0	0	0	0	1	0	0	1	0	0	0	0	0	0	0	0	0	0	0	1	0	0	0	0	0	0	0	1
61938	29	0	0	1	23	5	0	0	28	0	0	0	0	0	0	0	0	0	0	5	23	0	0	0	6	6	0	1	28
61943	1	0	0	0	1	0	0	0	1	0	0	0	0	0	0	0	0	0	0	1	0	0	0	0	0	0	0	0	1
61944	13	0	0	0	9	4	0	0	13	0	0	0	0	0	0	0	0	0	0	1	12	0	0	0	0	0	0	0	13
61951	4	0	0	0	3	1	0	0	4	0	0	0	0	0	0	0	0	0	0	1	3	0	0	0	1	1	0	0	4
61953	8	0	0	0	2	5	1	1	7	0	0	0	0	0	0	0	0	0	0	0	7	0	0	0	1	1	0	0	8
61956	5	0	0	0	4	1	0	0	5	0	0	0	0	0	0	0	0	0	0	1	3	1	0	0	3	3	0	0	5
61957	2	0	0	0	2	0	0	0	2	0	0	0	0	0	0	0	0	0	0	1	1	0	0	0	0	0	0	0	2
62420	7	0	0	0	5	2	0	0	7	0	0	0	0	0	0	0	0	0	0	2	5	0	0	0	0	0	0	0	7
62422	2	0	0	0	0	2	0	0	2	0	0	0	0	0	0	0	0	0	0	0	1	1	0	0	0	0	0	0	2
62441	4	0	0	0	3	1	0	0	4	0	0	0	0	0	0	0	0	0	0	2	2	0	0	0	0	0	0	0	4
62442	2	0	0	0	0	2	0	0	2	0	0	0	0	0	0	0	0	0	0	1	1	0	0	0	0	0	0	0	2
62447	2	0	0	0	1	0	1	0	2	0	0	0	0	0	0	0	0	0	0	1	1	0	0	0	0	0	0	0	2

Screenings Reported by CFC/CPS/DCFS and ZIP / FY2024 Q2

Zip Code	Total Screened	Screenings of Children involved with DCFS											# of Children Ages 0 to 3 Referred to								# of Children Ages 3 to 5 Referred to								Sub-Totals		
		Ages (in Months)						Not Referred	Total Referred	In Intact Family Services	Children of Teen Wards	In Foster Care	EI	LEA (ECSE)	PI (center-based)	Child Care Program	HV	Other Services	Multiple Services	Rescreening	LEA (ECSE)	PFA	HS	Child Care Program	HV	Other Services	Multiple Services	Rescreening	Ages 0-35 mos.	Ages 36-61+ mos.	
62463	1	0	0	0	1	0	0	0	1	0	0	0	0	0	0	0	0	0	0	0	1	0	0	0	0	0	0	0	0	0	1
62465	0	0	0	0	0	0	0	0	0	0	0	0	0	0	0	0	0	0	0	0	0	0	0	0	0	0	0	0	0	0	0
62468	10	0	0	0	7	2	1	0	10	0	0	0	0	0	0	0	0	0	0	0	5	5	0	0	0	1	1	0	0	0	10
62563	2	0	0	0	2	0	0	1	1	0	0	0	0	0	0	0	0	0	0	0	0	1	0	0	0	1	1	0	0	0	2
62565	3	0	0	0	3	0	0	0	3	0	0	0	0	0	0	0	0	0	0	0	2	1	0	0	0	1	1	0	0	0	3
TOTAL	125	0	0	1	89	31	4	5	119	0	0	0	0	0	0	0	0	0	0	0	34	83	2	0	0	19	19	0	1	124	

CFC #20 Child & Family Connections, Community Support Systems, 1901 S 4th St, Ste 209, Effingham, IL 62401 - Rita Wahl

62401	0	0	0	0	0	0	0	0	0	0	0	0	0	0	0	0	0	0	0	0	0	0	0	0	0	0	0	0	0	0	0
62411	1	0	0	1	0	0	0	0	1	0	0	0	0	0	0	0	0	1	0	0	0	0	0	0	0	0	0	0	1	0	0
62414	0	0	0	0	0	0	0	0	0	0	0	0	0	0	0	0	0	0	0	0	0	0	0	0	0	0	0	0	0	0	0
62424	0	0	0	0	0	0	0	0	0	0	0	0	0	0	0	0	0	0	0	0	0	0	0	0	0	0	0	0	0	0	0
62434	0	0	0	0	0	0	0	0	0	0	0	0	0	0	0	0	0	0	0	0	0	0	0	0	0	0	0	0	0	0	0
TOTAL	1	0	0	1	0	0	0	0	1	0	0	0	0	0	0	0	1	0	0	0	0	0	0	0	0	0	0	1	0	0	0

CFC #21 Child & Family Connections, Regional Office of Education #13, 4 Eagle Center, Ste 4, O'Fallon, IL 62269 - Terri Kampwerth

62002	26	0	3	1	14	8	0	0	26	0	0	2	0	0	0	0	4	0	0	0	6	16	0	0	0	0	0	0	4	22
62010	11	0	0	1	6	4	0	10	1	0	0	0	0	0	0	0	0	0	0	1	0	0	0	0	0	0	0	1	10	0
62024	30	5	11	8	5	1	0	1	16	0	0	0	2	3	0	0	0	0	0	0	11	0	0	0	0	0	0	24	6	0
62025	66	0	0	0	41	24	1	3	63	0	1	2	0	0	0	0	0	0	0	9	57	0	0	0	0	0	0	0	0	66
62040	87	26	32	25	4	0	0	57	30	30	0	10	0	0	0	0	0	0	0	0	0	0	0	0	0	0	0	83	4	0
62048	7	0	0	0	3	4	0	0	7	0	0	0	0	0	0	0	0	0	0	0	7	0	0	0	0	0	0	0	0	7
62206	1	0	0	0	0	0	1	0	1	0	0	1	0	0	0	0	0	0	0	0	1	0	0	0	0	0	0	0	0	1
62221	21	0	0	4	11	6	0	12	9	0	0	3	0	0	0	0	0	0	0	0	5	0	0	0	3	0	0	4	17	0
62223	23	2	3	8	9	1	0	13	10	0	0	0	1	0	0	0	0	0	0	0	6	0	0	0	0	2	1	13	10	0
62226	3	1	0	1	1	0	0	1	2	0	0	0	0	0	0	0	0	0	0	0	0	0	0	0	0	0	0	2	1	0
62234	30	0	0	1	13	16	0	0	30	0	0	0	0	0	0	0	0	0	0	4	26	1	0	0	1	0	0	1	29	0
62257	10	0	0	1	5	4	0	0	10	0	0	0	0	0	0	1	0	0	0	0	9	0	0	0	0	0	0	1	9	0
62269	82	12	15	13	13	29	0	73	9	2	0	0	7	0	0	0	0	0	0	0	2	0	0	0	0	0	0	40	42	0
62286	17	0	0	0	12	5	0	0	17	0	0	0	0	0	0	0	0	0	0	2	15	0	0	0	1	0	0	0	17	0

Screenings Reported by CFC/CPS/DCFS and ZIP / FY2024 Q2

Zip Code	Total Screened	Ages (in Months)								Not Referred	Total Referred	Screenings of Children involved with DCFS			# of Children Ages 0 to 3 Referred to										# of Children Ages 3 to 5 Referred to								Sub-Totals	
		0-11	12-23	24-35	36-47	48-60	61+	In Intact Family Services	Children of Teen Wards			In Foster Care	EI	LEA (ECSE)	EHS	PI (center-based)	Child Care Program	HV	Other Services	Multiple Services	Rescreening	LEA (ECSE)	PFA	HS	Child Care Program	HV	Other Services	Multiple Services	Rescreening	Ages 0-35 mos.	Ages 36-61+ mos.			
62294	14	2	4	8	0	0	0	10	4	0	0	0	1	0	0	0	0	2	0	0	1	0	0	0	0	0	0	0	0	14	0			
TOTAL	428	48	68	71	137	102	2	180	235	32	1	18	11	3	0	0	1	6	0	0	34	22	155	1	0	0	5	2	1	187	241			

CFC #22 Child & Family Connections, Regional Office of Education #13, 660 W Noleman St, Centralia, IL 62801 - Nicole Van Hise

62999	12	3	5	4	0	0	0	12	0	0	0	0	0	0	0	0	0	0	0	0	0	0	0	0	0	0	0	0	12	0
TOTAL	12	3	5	4	0	0	0	12	0	0	0	0	0	0	0	0	0	0	0	0	0	0	0	0	0	0	0	0	12	0

CFC #23 Child & Family Connections, Wabash & Ohio Valley Special Education Dist., 800 S Division St, Norris City, IL 62869 - Charity Heifner

62410	1	0	0	0	1	0	0	0	1	0	0	0	0	0	0	0	0	0	0	0	0	1	0	0	0	0	0	0	0	1
62806	8	1	0	0	1	6	0	5	3	0	0	0	0	0	0	0	0	0	0	0	0	3	0	0	0	0	0	1	1	7
62821	1	0	0	0	1	0	0	0	1	0	0	0	0	0	0	0	0	0	0	0	0	1	0	0	0	0	0	1	0	1
62835	6	0	1	1	1	3	0	5	1	0	0	0	0	0	0	0	0	0	0	0	0	0	0	0	0	1	0	0	2	4
62837	42	2	0	0	26	14	0	18	24	0	0	0	0	0	0	0	0	0	0	0	4	21	0	0	0	0	0	13	2	40
62844	2	0	0	0	1	0	1	0	2	0	0	0	0	0	0	0	0	0	0	0	0	2	0	0	0	0	0	2	0	2
62850	9	0	0	0	5	4	0	0	9	0	0	0	0	0	0	0	0	0	0	0	0	9	0	0	0	0	0	2	0	9
62859	8	0	2	2	0	4	0	8	0	0	0	0	0	0	0	0	0	0	0	0	0	0	0	0	0	0	0	0	4	4
62863	25	0	3	3	11	8	0	16	6	0	0	0	0	2	0	0	0	0	0	0	0	7	0	0	0	0	0	6	6	19
62869	2	0	0	0	0	2	0	0	2	0	0	0	0	0	0	0	0	0	0	0	0	2	0	0	0	0	0	1	0	2
62895	3	0	0	0	2	1	0	0	3	0	0	0	0	0	0	0	0	0	0	0	0	3	0	0	0	0	0	1	0	3
62917	6	0	0	0	3	3	0	0	6	0	0	0	0	0	0	0	0	0	0	0	0	6	0	0	0	0	0	3	0	6
62930	5	0	0	1	2	2	0	0	5	0	0	0	0	1	0	0	0	0	0	0	0	4	0	0	0	0	0	1	1	4
62935	1	0	0	0	1	0	0	0	1	0	0	0	0	0	0	0	0	0	0	0	0	1	0	0	0	0	0	1	0	1
62946	58	1	3	10	20	24	0	51	7	0	0	0	1	0	0	0	0	0	0	0	2	4	0	0	0	0	0	2	14	44
62954	0	0	0	0	0	0	0	0	0	0	0	0	0	0	0	0	0	0	0	0	0	0	0	0	0	0	0	0	0	0
62984	9	2	2	3	2	0	0	8	1	0	0	0	1	0	0	0	0	0	0	0	0	0	0	0	0	0	0	0	7	2
TOTAL	186	6	11	20	77	71	1	111	72	0	0	0	2	3	0	0	0	0	0	0	6	64	0	0	0	1	0	34	37	149

CFC #24 Child & Family Connections, Archway, Inc., 2751 W Main, PO Box 1180, Carbondale, IL 62901-1180 - Lindsay Baskin

62901	54	6	5	40	2	1	0	53	1	0	0	4	1	0	0	0	0	0	0	0	0	0	0	0	0	0	0	0	51	3
62902	12	0	0	0	2	10	0	0	12	0	0	0	0	0	0	0	0	0	0	0	0	12	0	0	0	0	0	0	0	12
62903	19	4	6	5	3	1	0	0	19	0	0	0	0	0	0	0	15	0	15	15	0	4	0	0	0	0	0	0	15	4
62924	0	0	0	0	0	0	0	0	0	0	0	0	0	0	0	0	0	0	0	0	0	0	0	0	0	0	0	0	0	0

Screenings Reported by CFC/CPS/DCFS and ZIP / FY2024 Q2

Zip Code	Total Screened	Ages (in Months)						Not Referred	Total Referred	Screenings of Children involved with DCFS			# of Children Ages 0 to 3 Referred to										# of Children Ages 3 to 5 Referred to							Sub-Totals	
		0-11	12-23	24-35	36-47	48-60	61+			In Intact	Children	In	EI	LEA (ECSE)	EHS	PI (center-based)	Child Care Program	HV	Other Services	Multiple Services	Rescreening	LEA (ECSE)	PFA	HS	Child Care Program	HV	Other Services	Multiple Services	Rescreening	Ages 0-35 mos.	Ages 36-61+ mos.
		0-11	12-23	24-35	36-47	48-60	61+			Family Services	of Teen Wards	Foster Care																			
62931	16	0	0	0	7	8	1	0	16	0	0	0	0	0	0	0	0	0	0	0	0	1	14	0	0	0	0	0	3	0	16
62938	14	0	0	0	6	8	0	0	14	0	0	0	0	0	0	0	0	0	0	0	0	3	11	0	0	0	0	0	5	0	14
62966	2	0	2	0	0	0	0	0	2	0	0	0	0	0	1	0	1	0	0	0	0	0	0	0	0	0	0	0	0	2	0
TOTAL	117	10	13	45	20	28	1	53	64	0	0	4	1	0	0	1	0	16	0	15	15	4	41	0	0	0	0	0	8	68	49

CFC #25 Child & Family Connections, Options & Advocacy for McHenry Co., 365 Millennium Dr, Ste A, Crystal Lake, IL 60012 - Susan Beckman

60010	31	0	0	0	16	13	0	2	29	0	0	0	0	0	0	0	0	0	0	0	10	19	0	0	0	0	0	0	0	29
60013	17	0	0	0	7	10	0	3	14	0	0	0	0	0	0	0	0	0	0	5	2	0	0	0	3	0	4	0	17	
60014	199	39	92	49	14	5	0	2	197	0	0	0	176	4	0	0	0	0	0	3	12	0	0	0	1	0	1	180	19	
60033	3	0	0	0	0	1	2	0	3	0	0	0	0	0	0	0	0	0	3	0	0	0	0	0	0	0	0	0	3	
60042	61	10	16	11	6	16	2	55	6	0	0	0	1	0	0	0	0	0	3	0	0	0	0	2	0	0	37	24		
60050	19	0	0	3	8	7	1	0	19	0	0	0	0	1	0	0	0	0	3	13	0	0	0	0	0	0	3	16		
60071	2	0	0	0	2	0	0	2	0	0	0	0	0	0	0	0	0	0	0	0	0	0	0	0	0	0	0	2		
60072	9	0	0	2	5	2	0	4	5	0	0	1	0	2	0	0	0	0	0	3	0	0	0	0	0	0	2	7		
60098	32	0	0	0	25	25	0	0	50	0	0	0	0	0	0	0	0	0	0	50	0	0	0	9	6	0	0	50		
60142	39	3	1	1	23	10	1	6	33	0	0	0	0	0	0	0	0	1	0	4	16	0	0	0	0	0	5	34		
60152	18	0	0	5	7	6	0	1	17	0	0	0	0	2	0	0	0	2	0	3	10	0	0	0	0	0	5	13		
TOTAL	430	52	109	71	113	95	6	75	373	0	0	1	177	9	0	0	0	3	0	34	125	0	0	0	15	6	5	232	214	

Screenings Reported by CFC/CPS/DCFS and Month / FY2024 Q2

Month	Total Screened	Ages (in Months)						Not Referred	Total Referred	Screenings of Children involved with DCFS			# of Children Ages 0 to 3 Referred to								# of Children Ages 3 to 5 Referred to								Sub-Totals			
		0-11	12-23	24-35	36-47	48-60	61+			In Intact Family Services	Children of Teen Wards	In Foster Care	LEA EI	(ECSE)	PI (center-based)	Child Care Program	HV	Other Services	Multiple Services	Rescreening	LEA (ECSE)	PFA	HS	Child Care Program	HV	Other Services	Multiple Services	Rescreening	Ages 0-35 mos.	Ages 36-61+ mos.		
CFC #01 Child & Family Connections, Youth Services Network, Inc., 107 North 3rd Street, Rockford, IL 61107 - Dee Dee Lowery																																
Jan-23	0	0	0	0	0	0	0	0	0	0	0	0	0	0	0	0	0	0	0	0	0	0	0	0	0	0	0	0	0	0	0	
Jul-23	0	0	0	0	0	0	0	0	0	0	0	0	0	0	0	0	0	0	0	0	0	0	0	0	0	0	0	0	0	0	0	
Aug-23	0	0	0	0	0	0	0	0	0	0	0	0	0	0	0	0	0	0	0	0	0	0	0	0	0	0	0	0	0	0	0	
Sep-23	3	0	0	0	3	0	0	0	3	0	0	0	0	0	0	0	0	0	0	0	3	0	0	0	0	0	0	0	0	0	3	
Oct-23	402	21	53	80	141	88	19	248	154	4	6	10	2	5	0	0	10	1	0	4	14	120	14	0	0	0	55	43	154	248		
Nov-23	230	9	29	32	98	54	8	74	156	0	3	1	3	2	0	0	1	7	1	0	4	15	96	13	0	0	0	63	44	70	160	
Dec-23	195	10	17	36	90	38	4	95	100	0	1	0	8	2	0	0	0	1	2	0	1	17	73	8	0	0	0	35	26	63	132	
TOTAL	830	40	99	148	332	180	31	417	413	4	10	11	13	9	0	0	1	18	4	0	9	46	292	35	0	0	0	153	113	287	543	
CFC #02 Child & Family Connections, Lake County Health Department, 3010 Grand Ave, 2nd Floor, Waukegan, IL 60085 - Donna Musser																																
Oct-23	20	0	0	1	11	8	0	7	13	0	0	0	0	0	0	0	0	5	0	1	1	5	0	0	0	2	0	0	1	19		
Nov-23	9	0	0	1	4	4	0	0	4	0	0	0	0	0	0	0	0	0	0	0	1	3	0	0	0	0	0	0	1	8		
TOTAL	29	0	0	2	15	12	0	7	17	0	0	0	0	0	0	0	0	5	0	1	2	8	0	0	0	2	0	0	2	27		
CFC #03 Child & Family Connections, Regional Office of Education for Carroll, Jo Daviess, & Stephenson Co., 27 S State Ave, Ste 101, Freeport, IL 61032 - Angela Hodges																																
Oct-23	229	78	59	53	20	19	0	206	23	4	0	1	8	0	0	0	0	0	0	0	2	13	0	0	0	0	0	0	190	39		
Nov-23	2	0	0	1	1	0	0	0	2	0	0	0	0	0	0	0	0	0	0	0	2	0	0	0	0	0	0	1	1			
Dec-23	167	67	37	31	19	13	0	157	10	0	0	0	6	0	0	0	0	0	0	0	1	3	0	0	0	0	0	0	135	32		
TOTAL	398	145	96	85	40	32	0	363	35	4	0	1	14	0	0	0	0	0	0	0	3	18	0	0	0	0	0	0	326	72		
CFC #04 Child & Family Connections, DayOne PACT, 1551 E Fabyan Pkwy, Geneva, IL 60134 - Ellana Mavromatis																																
Jul-23	9	1	4	4	0	0	0	6	3	0	0	0	3	0	0	0	0	0	0	0	0	0	0	0	0	0	0	0	9	0		
Aug-23	9	0	2	3	0	0	0	6	3	0	0	1	3	0	0	0	0	0	0	0	0	0	0	0	0	0	0	5	0			
Sep-23	17	0	7	10	0	0	0	12	5	1	0	0	5	0	0	0	0	0	0	0	0	0	0	0	0	0	0	17	0			
Oct-23	175	13	21	29	54	58	0	78	97	7	0	0	9	1	0	0	0	0	0	0	23	64	0	0	0	2	25	23	63	112		
Nov-23	172	26	38	23	44	37	4	82	90	0	0	0	6	1	0	0	14	2	0	0	30	41	0	0	0	1	12	8	87	85		
Dec-23	102	19	13	19	30	18	0	47	55	0	0	0	5	0	0	0	14	0	3	0	10	28	0	0	0	0	4	5	51	48		
TOTAL	484	59	85	88	128	113	4	231	253	8	0	1	31	2	0	0	28	2	3	0	63	133	0	0	0	3	41	36	232	245		
CFC #05 Child & Family Connections, DayOne PACT, 550 Warrenville Rd, Ste 100B, Lisle, IL 60532 - Marianne McGuire																																
Sep-23	16	0	0	0	7	6	3	1	15	0	0	0	0	0	0	0	0	0	0	0	15	0	0	0	0	0	0	0	16			
Oct-23	119	0	0	14	48	56	1	19	55	0	0	0	0	10	0	0	0	11	7	0	17	59	0	0	0	8	0	1	14	105		
Nov-23	28	0	0	4	15	9	0	0	28	0	0	0	0	4	0	0	0	0	0	0	1	23	0	0	0	0	0	0	4	24		

Screenings Reported by CFC/CPS/DCFS and Month / FY2024 Q2

Month	Total Screened	Ages (in Months)						Not Referred	Total Referred	Screenings of Children involved with DCFS			# of Children Ages 0 to 3 Referred to								# of Children Ages 3 to 5 Referred to								Sub-Totals		
		0-11	12-23	24-35	36-47	48-60	61+			In Intact Family Services	Children of Teen Wards	In Foster Care	LEA EI	LEA (ECSE)	EHS	PI (center-based)	Child Care Program	HV	Other Services	Multiple Services	Rescreening	LEA (ECSE)	PFA	HS	Child Care Program	HV	Other Services	Multiple Services	Rescreening	Ages 0-35 mos.	Ages 36-61+ mos.
Dec-23	1	0	0	0	1	0	0	0	1	0	0	0	0	0	0	0	0	0	0	0	1	0	0	0	0	0	0	0	0	0	1
TOTAL	164	0	0	18	71	71	4	20	99	0	0	0	0	14	0	0	0	0	11	7	0	18	98	0	0	0	8	0	1	18	146
CFC #06 Child & Family Connections, Clearbrook, 1835 W Central Rd, Arlington Heights, IL 60005 - Jason Tietz																															
Feb-23	10	0	0	5	3	1	1	5	5	0	0	0	0	5	0	0	0	0	0	0	0	0	0	0	0	0	0	0	5	5	
Apr-23	12	0	0	1	4	3	4	0	12	0	0	0	0	1	0	0	0	0	0	0	7	0	0	0	0	2	0	2	1	11	
Aug-23	2	0	0	0	1	1	0	1	1	0	0	0	0	0	0	0	0	0	0	0	1	0	0	0	0	0	0	0	0	2	
Sep-23	5	0	0	0	3	2	0	3	2	0	0	0	0	0	0	0	0	0	0	2	0	0	0	0	0	0	0	0	0	5	
Oct-23	113	0	1	5	68	39	0	29	84	0	0	0	0	2	0	0	0	1	0	0	18	59	0	0	0	14	0	0	6	107	
Nov-23	122	0	0	0	16	16	90	77	45	0	0	0	0	0	0	0	0	0	0	28	14	0	0	0	3	1	4	0	122		
Dec-23	22	0	0	2	12	8	0	3	19	0	0	0	0	1	0	0	0	0	0	3	13	0	0	0	1	0	0	2	20		
TOTAL	286	0	1	13	107	70	95	118	168	0	0	0	0	9	0	0	0	1	0	0	59	86	0	0	0	20	1	6	14	272	
CFC #07 Child & Family Connections, Suburban Access, Inc, One Westbrook Corporate Ctr, Ste 640, Westchester, IL 60154 - Jo Ann Alferink																															
Oct-23	1	0	0	0	1	0	0	1	0	0	0	0	0	0	0	0	0	0	0	0	0	0	0	0	0	0	0	0	0	1	
TOTAL	1	0	0	0	1	0	0	1	0	0	0	0	0	0	0	0	0	0	0	0	0	0	0	0	0	0	0	0	0	1	
CFC #12 Child & Family Connections, Easter Seals of Metropolitan Chicago, 17300 S Ozark Ave - North Bldg, Tinley Park, IL 60477 - Peter Byrne																															
Jul-23	0	0	0	0	0	0	0	0	0	0	0	0	0	0	0	0	0	0	0	0	0	0	0	0	0	0	0	0	0	0	
Aug-23	144	4	3	29	48	60	0	68	76	0	0	0	0	9	0	0	0	4	0	0	16	96	0	2	0	0	2	3	36	108	
Sep-23	112	7	1	21	41	42	0	13	99	0	0	0	1	12	0	0	0	11	0	0	15	80	0	0	0	0	0	1	29	83	
Oct-23	77	5	5	16	31	19	1	12	65	0	0	1	0	11	0	0	0	12	0	0	19	43	0	0	0	0	0	1	26	51	
Nov-23	42	2	3	14	15	7	1	13	29	0	0	2	0	4	0	0	0	6	0	0	5	20	0	0	0	2	1	0	19	23	
Dec-23	5	0	0	0	4	1	0	2	3	0	0	0	0	0	0	0	0	0	0	3	0	0	0	0	0	0	0	0	0	5	
TOTAL	380	18	12	80	139	129	2	108	272	0	0	3	1	36	0	0	0	33	0	0	58	239	0	2	0	2	3	5	110	270	
CFC #13 Child & Family Connections, Regional Office of Education #26, 130 S Lafayette St, Ste 200, Macomb, IL 61455 - Chuck Farr																															
Aug-23	9	1	4	4	0	0	0	7	2	0	0	0	1	0	0	0	0	1	0	0	0	0	0	0	0	0	0	0	9	0	
Sep-23	2	0	0	2	0	0	0	1	1	0	0	0	1	0	0	0	0	0	0	0	0	0	0	0	0	0	0	2	0		
Oct-23	140	94	39	7	0	0	0	130	10	0	0	0	9	0	0	0	0	1	0	0	0	0	0	0	0	0	0	0	140	0	
Nov-23	144	94	40	10	0	0	0	133	11	4	0	1	10	0	0	0	0	1	0	0	0	0	0	0	0	0	0	0	144	0	
Dec-23	104	70	30	4	0	0	0	99	5	3	0	2	5	0	0	0	0	0	0	0	0	0	0	0	0	0	0	0	104	0	
TOTAL	399	259	113	27	0	0	0	370	29	7	0	3	26	0	0	0	0	3	0	0	0	0	0	0	0	0	0	0	399	0	

Screenings Reported by CFC/CPS/DCFS and Month / FY2024 Q2

Month	Total Screened	Screenings of Children involved with DCFS										# of Children Ages 0 to 3 Referred to								# of Children Ages 3 to 5 Referred to								Sub-Totals				
		Ages (in Months)						Not Referred	Total Referred	In Intact Family Services	Children of Teen Wards	In Foster Care	LEA EI	(ECSE)	PI (center-based)	Child Care Program	HV	Other Services	Multiple Services	Rescreening	LEA (ECSE)	PFA	HS	Child Care Program	HV	Other Services	Multiple Services	Rescreening	Ages 0-35 mos.	Ages 36-61+ mos.		
		0-11	12-23	24-35	36-47	48-60	61+																									
CFC #14 Child & Family Connections, 3000 W Rohmann Ave., West Peoria, IL 61604 - Michelle Harr																																
Aug-23	12	0	0	0	8	4	0	10	2	0	0	0	0	0	0	0	0	0	0	0	2	0	0	0	0	0	0	0	0	0	12	
Oct-23	145	18	24	18	46	33	6	84	61	3	0	3	0	1	0	2	0	0	1	0	18	37	0	0	0	1	6	6	60	85		
Nov-23	166	13	21	24	58	48	2	81	85	4	0	8	2	2	0	4	0	0	4	1	14	73	0	0	0	8	1	4	58	108		
Dec-23	95	10	11	21	32	18	3	32	63	5	0	3	3	1	0	5	0	3	1	0	13	34	0	0	0	1	7	8	42	53		
TOTAL	418	41	56	63	144	103	11	207	211	12	0	14	5	4	0	11	0	3	6	1	5	47	144	0	0	0	10	14	18	160	258	
CFC #15 Child & Family Connections, Services of Will, Grundy, & Kankakee Counties, Inc., 2300 Glenwood Ave, Joliet, IL 60435 - Rachel Cimino																																
Oct-23	359	15	18	28	135	154	9	215	144	0	0	0	2	0	0	0	0	0	0	3	35	76	0	1	0	17	0	10	61	298		
Nov-23	322	11	16	41	136	103	15	140	182	3	0	0	5	2	0	0	0	0	0	0	59	78	0	9	0	17	0	12	68	254		
Dec-23	129	1	1	12	59	46	10	38	91	0	0	2	1	0	0	0	0	0	0	0	44	40	0	0	0	4	0	2	14	115		
TOTAL	810	27	35	81	330	303	34	393	417	3	0	2	8	2	0	0	0	0	0	3	138	194	0	10	0	38	0	24	143	667		
CFC #16 Child & Family Connections, 201 W Springfield Ave, Ste 508 & 509, Champaign, IL 61820 - Chris Johnson																																
Oct-23	120	13	20	11	49	26	1	79	37	1	0	3	5	0	0	0	0	0	0	0	5	20	0	6	2	2	5	1	44	76		
Nov-23	123	16	12	2	49	42	2	54	69	0	0	2	2	0	0	0	0	0	0	0	24	29	0	10	0	0	0	4	30	93		
Dec-23	16	4	3	2	7	0	0	9	7	0	0	0	1	0	0	0	0	0	0	0	0	5	0	1	0	0	0	0	9	7		
TOTAL	259	33	35	15	105	68	3	142	113	1	0	5	8	0	0	0	0	0	0	0	29	54	0	17	2	2	5	5	83	176		
CFC #17 Child & Family Connections, ROE of Adams/Pike Counties, 510 Maine St, Ste 615, Quincy, IL 62301 - Kara Hoffman																																
Aug-23	202	0	0	28	111	63	0	124	78	6	0	4	0	0	0	0	0	0	0	13	2	0	0	0	0	0	0	62	28	174		
Sep-23	143	0	0	20	66	51	1	88	57	3	0	12	0	1	0	0	0	0	0	7	4	0	0	0	0	0	0	45	20	118		
Oct-23	179	1	13	18	64	72	15	144	35	3	0	2	2	1	0	0	0	5	0	0	3	0	0	0	0	0	0	24	32	151		
Nov-23	86	0	0	5	36	70	5	53	33	1	0	1	0	0	0	0	0	0	0	2	0	0	0	0	0	0	0	18	5	111		
Dec-23	21	2	2	3	7	6	1	11	10	0	0	0	0	2	0	0	0	0	0	1	2	0	0	0	0	0	0	6	7	14		
TOTAL	631	3	15	74	284	262	22	420	213	13	0	19	2	4	0	0	0	5	0	0	25	11	0	0	0	0	0	155	92	568		
CFC #18 Child & Family Connections, Sangamon Co. Public Health Department, 2833 S Grand Ave, E, Springfield, IL 62703 - Lisa McGlothlin																																
Sep-23	52	7	24	21	0	0	0	0	52	0	0	1	52	0	0	0	0	0	0	0	0	0	0	0	0	0	0	0	52	0		
Oct-23	54	11	27	16	0	0	0	0	54	0	0	1	54	0	0	0	0	0	0	0	0	0	0	0	0	0	0	0	54	0		
Nov-23	194	35	52	47	28	27	5	155	39	0	0	6	39	1	0	0	0	0	0	0	0	0	0	0	0	0	0	0	134	60		
Dec-23	32	5	11	16	0	0	0	0	32	0	0	1	32	0	0	0	0	0	0	0	0	0	0	0	0	0	0	0	32	0		
TOTAL	332	58	114	100	28	27	5	155	177	0	0	9	177	1	0	0	0	0	0	0	0	0	0	0	0	0	0	0	272	60		
CFC #19 Child & Family Connections, Macon Co. Community Mental Health Board, 132 S Water St, Ste 604, Decatur, IL 62523 - Amy Farmer																																
Oct-23	54	0	0	1	38	14	1	0	53	0	0	0	0	0	0	0	0	0	0	0	18	35	0	0	0	6	6	0	1	53		

Screenings Reported by CFC/CPS/DCFS and Month / FY2024 Q2

Month	Total Screened	Ages (in Months)							Not Referred	Total Referred	Screenings of Children involved with DCFS			# of Children Ages 0 to 3 Referred to								# of Children Ages 3 to 5 Referred to								Sub-Totals	
		0-11	12-23	24-35	36-47	48-60	61+	In Intact Family Services			Children of Teen Wards	In Foster Care	LEA EI	(ECSE)	EHS	PI (center-based)	Child Care Program	HV	Other Services	Multiple Services	Rescreening	LEA (ECSE)	PFA	HS	Child Care Program	HV	Other Services	Multiple Services	Rescreening	Ages 0-35 mos.	Ages 36-61+ mos.
Nov-23	55	0	0	0	37	15	3	5	50	0	0	0	0	0	0	0	0	0	0	0	11	37	2	0	0	8	8	0	0	55	
Dec-23	16	0	0	0	14	2	0	0	16	0	0	0	0	0	0	0	0	0	0	5	11	0	0	0	5	5	0	0	16		
TOTAL	125	0	0	1	89	31	4	5	119	0	0	0	0	0	0	0	0	0	0	34	83	2	0	0	19	19	0	1	124		
CFC #20 Child & Family Connections, Community Support Systems, 1901 S 4th St, Ste 209, Effingham, IL 62401 - Rita Wahl																															
Dec-23	1	0	0	1	0	0	0	0	1	0	0	0	0	0	0	0	1	0	0	0	0	0	0	0	0	0	0	0	1	0	
TOTAL	1	0	0	1	0	0	0	0	1	0	0	0	0	0	0	0	1	0	0	0	0	0	0	0	0	0	0	1	0		
CFC #21 Child & Family Connections, Regional Office of Education #13, 4 Eagle Center, Ste 4, O'Fallon, IL 62269 - Terri Kampwerth																															
Jul-23	1	0	1	0	0	0	0	1	0	0	0	0	0	0	0	0	0	0	0	0	0	0	0	0	0	0	0	1	0		
Aug-23	86	0	0	2	45	39	0	2	84	0	0	2	0	0	0	1	0	0	0	0	12	71	1	0	0	2	0	0	2	84	
Sep-23	29	5	10	8	5	1	0	0	16	0	0	0	2	3	0	0	0	0	0	0	11	0	0	0	0	0	0	23	6		
Oct-23	177	22	36	39	40	40	0	123	54	12	0	6	8	0	0	0	4	0	0	17	5	22	0	0	0	0	0	0	97	80	
Nov-23	42	10	9	8	8	7	0	22	20	15	1	1	0	0	0	0	0	0	0	7	0	13	0	0	0	0	0	27	15		
Dec-23	93	11	12	14	39	15	2	32	61	5	0	9	1	0	0	0	2	0	0	10	5	38	0	0	0	3	2	1	37	56	
TOTAL	428	48	68	71	137	102	2	180	235	32	1	18	11	3	0	0	1	6	0	0	34	22	155	1	0	0	5	2	1	187	241
CFC #22 Child & Family Connections, Regional Office of Education #13, 660 W Noleman St, Centralia, IL 62801 - Nicole Van Hise																															
Oct-23	12	3	5	4	0	0	0	12	0	0	0	0	0	0	0	0	0	0	0	0	0	0	0	0	0	0	0	0	12	0	
TOTAL	12	3	5	4	0	0	0	12	0	0	0	0	0	0	0	0	0	0	0	0	0	0	0	0	0	0	0	12	0		
CFC #23 Child & Family Connections, Wabash & Ohio Valley Special Education Dist., 800 S Division St, Norris City, IL 62869 - Charity Heifner																															
Oct-23	92	1	1	10	48	32	0	46	46	0	0	0	2	1	0	0	0	0	0	2	5	38	0	0	0	1	0	24	12	80	
Nov-23	58	3	6	4	19	25	1	40	18	0	0	0	0	1	0	0	0	0	0	1	1	16	0	0	0	0	0	5	13	45	
Dec-23	36	2	4	6	10	14	0	25	8	0	0	0	0	1	0	0	0	0	0	1	0	10	0	0	0	0	0	5	12	24	
TOTAL	186	6	11	20	77	71	1	111	72	0	0	0	2	3	0	0	0	0	0	4	6	64	0	0	0	1	0	34	37	149	
CFC #24 Child & Family Connections, Archway, Inc., 2751 W Main, PO Box 1180, Carbondale, IL 62901-1180 - Lindsay Baskin																															
Oct-23	62	4	7	24	12	14	1	29	33	0	0	0	1	0	0	1	0	7	0	6	6	1	22	0	0	0	0	3	35	27	
Nov-23	35	2	3	8	8	14	0	10	25	0	0	4	0	0	0	0	3	0	3	3	3	19	0	0	0	0	0	5	13	22	
Dec-23	20	4	3	13	0	0	0	14	6	0	0	0	0	0	0	0	6	0	6	6	0	0	0	0	0	0	0	20	0		
TOTAL	117	10	13	45	20	28	1	53	64	0	0	4	1	0	0	1	0	16	0	15	15	4	41	0	0	0	0	8	68	49	
CFC #25 Child & Family Connections, Options & Advocacy for McHenry Co., 365 Millennium Dr, Ste A, Crystal Lake, IL 60012 - Susan Beckman																															
Oct-23	200	26	46	27	67	47	3	42	176	0	0	0	68	5	0	0	0	2	0	0	20	67	0	0	0	4	2	1	99	117	
Nov-23	139	16	42	25	22	31	3	15	124	0	0	0	76	2	0	0	0	0	0	0	8	31	0	0	0	8	2	4	83	56	

Screenings Reported by CFC/CPS/DCFS and Month / FY2024 Q2

Month	Total Screened	Ages (in Months)							Not Referred	Total Referred	Screenings of Children involved with DCFS			# of Children Ages 0 to 3 Referred to										# of Children Ages 3 to 5 Referred to								Sub-Totals	
		0-11	12-23	24-35	36-47	48-60	61+	In Intact Family Services			Children of Teen Wards	In Foster Care	LEA EI	PI (center- based)	Child Care Program	HV	Other Services	Multiple Services	Rescreening	LEA (ECSE)	PFA	HS	Child Care Program	HV	Other Services	Multiple Services	Rescreening	Ages 0-35 mos.	Ages 36-61+ mos.				
Dec-23	91	10	21	19	24	17	0	18	73	0	0	1	33	2	0	0	0	0	1	0	2	6	27	0	0	0	3	2	0	50	41		
TOTAL	430	52	109	71	113	95	6	75	373	0	0	1	177	9	0	0	0	0	3	0	2	34	125	0	0	0	15	6	5	232	214		

Screenings Reported by CFC/CPS/DCFS and Agencies Represented / FY2024-Q2

Agency Type	Total Screened	Ages (in Months)							Not Referred	Total Referred	Screenings of Children involved with DCFS			# of Children Ages 0 to 3 Referred to										# of Children Ages 3 to 5 Referred to								Sub-Totals	
		0-11	12-23	24-35	36-47	48-60	61+	In Intact Family Services			Children of Teen Wards	In Foster Care	LEA EI	(ECSE)	EHS	PI (center-based)	Child Care Program	HV	Other Services	Multiple Services	Rescreening	LEA (ECSE)	PFA	HS	Child Care Program	HV	Other Services	Multiple Services	Rescreening	Ages 0-35 mos.	Ages 36-61+ mos.		
CFC #01 Child & Family Connections, Youth Services Network, Inc., 107 North 3rd Street, Rockford, IL 61107 - Dee Dee Lowery																																	
CC	77	9	27	34	7	0	0	77	0	0	0	1	0	0	0	0	0	0	0	0	0	0	0	0	0	0	0	0	0	70	7		
HS/EHS	35	3	10	8	9	5	0	21	14	0	0	4	0	0	0	0	0	0	0	9	1	0	0	0	0	0	0	4	21	14			
HV	12	1	2	9	0	0	0	0	12	0	0	0	0	0	0	0	10	2	0	0	0	0	0	0	0	0	0	12	0				
LEA	718	28	62	106	316	175	31	319	399	4	10	6	13	9	0	0	1	18	4	0	0	45	292	35	0	0	0	153	109	196	522		
CFC #02 Child & Family Connections, Lake County Health Department, 3010 Grand Ave, 2nd Floor, Waukegan, IL 60085 - Donna Musser																																	
LEA	29	0	0	2	15	12	0	7	17	0	0	0	0	0	0	0	0	5	0	1	2	8	0	0	0	2	0	0	2	27			
CFC #03 Child & Family Connections, Regional Office of Education for Carroll, Jo Daviess, & Stephenson Co., 27 S State Ave, Ste 101, Freeport, IL 61032 - Angela Hodges																																	
FCM	339	136	83	64	28	28	0	322	17	0	0	0	14	0	0	0	0	0	0	0	3	0	0	0	0	0	0	0	283	56			
HV	38	9	13	15	1	0	0	38	0	4	0	1	0	0	0	0	0	0	0	0	0	0	0	0	0	0	0	37	1				
LEA	59	9	13	21	12	4	0	41	18	4	0	1	0	0	0	0	0	0	0	0	18	0	0	0	0	0	0	43	16				
WIC	339	136	83	64	28	28	0	322	17	0	0	0	14	0	0	0	0	0	0	0	3	0	0	0	0	0	0	0	283	56			
CFC #04 Child & Family Connections, DayOne PACT, 1551 E Fabyan Pkwy, Geneva, IL 60134 - Ellana Mavromatis																																	
CC	7	1	1	1	1	3	0	6	1	5	0	0	0	0	0	0	0	1	0	0	0	0	0	0	0	0	0	3	4				
HV	54	24	15	15	0	0	0	25	29	0	0	0	4	0	0	0	0	28	0	3	0	0	0	0	0	0	0	54	0				
LEA	296	3	17	29	126	110	4	84	212	1	0	1	16	2	0	0	0	0	1	0	63	133	0	0	0	3	41	36	49	240			
PAT	127	31	52	43	1	0	0	116	11	2	0	0	11	0	0	0	0	0	0	0	0	0	0	0	0	0	0	126	1				
CFC #05 Child & Family Connections, DayOne PACT, 550 Warrenville Rd, Ste 100B, Lisle, IL 60532 - Marianne McGuire																																	
LEA	164	0	0	18	71	71	4	20	99	0	0	0	0	14	0	0	0	0	11	7	0	18	98	0	0	0	8	0	1	18	146		
CFC #06 Child & Family Connections, Clearbrook, 1835 W Central Rd, Arlington Heights, IL 60005 - Jason Tietz																																	
LEA	286	0	1	13	107	70	95	118	168	0	0	0	0	9	0	0	0	1	0	0	2	59	86	0	0	0	20	1	6	14	272		
CFC #07 Child & Family Connections, Suburban Access, Inc, One Westbrook Corporate Ctr, Ste 640, Westchester, IL 60154 - Jo Ann Alferink																																	
LEA	1	0	0	0	1	0	0	1	0	0	0	0	0	0	0	0	0	0	0	0	0	0	0	0	0	0	0	0	0	1			
CFC #12 Child & Family Connections, Easter Seals of Metropolitan Chicago, 17300 S Ozark Ave - North Bldg, Tinley Park, IL 60477 - Peter Byrne																																	
EI	72	0	0	8	35	29	0	0	72	0	0	0	0	0	0	0	0	0	0	0	12	60	0	0	0	0	0	0	8	64			
HV	55	2	4	22	18	8	1	24	31	0	0	2	0	0	0	0	0	2	0	0	0	0	23	0	2	0	2	3	0	28	27		
LEA	290	6	10	68	104	100	2	108	182	0	0	3	0	36	0	0	0	15	0	0	3	46	179	0	2	0	2	3	5	84	206		
PI	18	12	2	4	0	0	0	0	18	0	0	0	1	0	0	0	0	18	0	0	0	0	0	0	0	0	0	0	18	0			

Screenings Reported by CFC/CPS/DCFS and Agencies Represented / FY2024-Q2

Agency Type	Total Screened	Ages (in Months)						Not Referred	Total Referred	Screenings of Children involved with DCFS			# of Children Ages 0 to 3 Referred to								# of Children Ages 3 to 5 Referred to								Sub-Totals		
		0-11	12-23	24-35	36-47	48-60	61+			In Intact Family Services	Children of Teen Wards	In Foster Care	LEA EI	(ECSE)	EHS	PI (center-based)	Child Care Program	HV	Other Services	Multiple Services	Rescreening	LEA (ECSE)	PFA	HS	Child Care Program	HV	Other Services	Multiple Services	Rescreening	Ages 0-35 mos.	Ages 36-61+ mos.
CFC #13 Child & Family Connections, Regional Office of Education #26, 130 S Lafayette St, Ste 200, Macomb, IL 61455 - Chuck Farr																															
FCM	351	246	96	9	0	0	0	329	22	0	0	0	22	0	0	0	0	0	0	0	0	0	0	0	0	0	0	0	351	0	
HV	29	2	12	15	0	0	0	23	6	1	0	1	3	0	0	0	0	0	3	0	0	0	0	0	0	0	0	29	0		
PI	19	11	5	3	0	0	0	18	1	6	0	2	1	0	0	0	0	0	0	0	0	0	0	0	0	0	0	19	0		
CFC #14 Child & Family Connections, 3000 W Rohmann Ave, , West Peoria, IL 61604 - Michelle Harr																															
CC	5	2	0	0	1	2	0	5	0	0	0	0	0	0	0	0	0	0	0	0	0	0	0	0	0	0	0	2	3		
HV	56	15	18	15	4	4	0	51	5	3	0	3	0	0	0	0	0	0	0	4	0	0	0	0	0	0	1	48	8		
LEA	321	18	25	37	133	97	11	120	201	9	0	11	5	4	0	11	0	3	6	1	1	47	144	0	0	0	6	14	16	80	241
MFP	4	0	0	0	2	2	0	0	4	0	0	0	0	0	0	0	0	0	0	0	0	0	0	0	4	0	0	0	4		
PAT	37	8	13	11	5	0	0	36	1	0	0	0	0	0	0	0	0	0	0	0	0	0	0	0	0	0	1	32	5		
CFC #15 Child & Family Connections, Services of Will, Grundy, & Kankakee Counties, Inc., 2300 Glenwood Ave, Joliet, IL 60435 - Rachel Cimino																															
HS/EHS	82	12	14	19	17	15	5	73	9	0	0	0	1	0	0	0	0	0	0	0	8	0	0	0	0	0	0	0	45	37	
HV	59	15	20	24	0	0	0	53	6	0	0	0	6	0	0	0	0	0	0	0	0	0	0	0	0	0	0	59	0		
LEA	669	0	1	38	313	288	29	267	402	3	0	2	1	2	0	0	0	0	0	3	130	194	0	10	0	38	0	24	39	630	
CFC #16 Child & Family Connections, 201 W Springfield Ave, Ste 508 & 509, , Champaign, IL 61820 - Chris Johnson																															
EI	8	2	5	1	0	0	0	6	2	0	0	2	2	0	0	0	0	0	0	0	0	0	0	0	0	0	0	8	0		
HD	37	12	11	8	3	3	0	37	0	0	0	0	0	0	0	0	0	0	0	0	0	0	0	0	0	0	0	31	6		
HS/EHS	2	0	0	0	0	2	0	2	0	0	0	0	0	0	0	0	0	0	0	0	0	0	0	0	0	0	0	0	2		
HV	50	19	19	6	4	2	0	44	6	0	0	0	6	0	0	0	0	0	0	0	0	0	0	0	0	0	0	44	6		
LEA	162	0	0	0	98	61	3	53	105	1	0	3	0	0	0	0	0	0	0	0	29	54	0	17	2	2	5	5	0	162	
CFC #17 Child & Family Connections, ROE of Adams/Pike Counties, 510 Maine St, Ste 615, Quincy, IL 62301 - Kara Hoffman																															
HS/EHS	39	0	0	1	12	25	1	26	13	1	0	1	0	1	0	0	0	0	0	0	2	0	0	0	0	0	0	11	1	38	
HV	25	2	12	8	3	0	0	25	0	0	0	0	0	0	0	0	0	0	0	0	0	0	0	0	0	0	0	22	3		
LEA	562	0	0	64	269	237	21	369	195	11	0	18	0	3	0	0	0	0	0	25	9	0	0	0	0	0	0	144	64	527	
PI	5	1	3	1	0	0	0	0	5	1	0	0	2	0	0	0	0	5	0	0	0	0	0	0	0	0	0	5	0		
CFC #18 Child & Family Connections, Sangamon Co. Public Health Department, 2833 S Grand Ave, E, Springfield, IL 62703 - Lisa McGlothlin																															
CC	160	28	38	35	27	27	5	155	5	0	0	3	5	0	0	0	0	0	0	0	0	0	0	0	0	0	0	101	59		
EI	172	30	76	65	1	0	0	0	172	0	0	6	172	1	0	0	0	0	0	0	0	0	0	0	0	0	0	171	1		

Screenings Reported by CFC/CPS/DCFS and Agencies Represented / FY2024-Q2

Agency Type	Total Screened	Ages (in Months)						Not Referred	Total Referred	Screenings of Children involved with DCFS			# of Children Ages 0 to 3 Referred to								# of Children Ages 3 to 5 Referred to								Sub-Totals		
										In Intact Family Services	Children of Teen Wards	In Foster Care	LEA EI	(ECSE)	PI (center-based)	Child Care Program	HV	Other Services	Multiple Services	Rescreening	LEA (ECSE)	PFA	HS	Child Care Program	HV	Other Services	Multiple Services	Rescreening	Ages 0-35 mos.	Ages 36-61+ mos.	
		0-11	12-23	24-35	36-47	48-60	61+																								
CFC #19	Child & Family Connections, Macon Co. Community Mental Health Board, 132 S Water St, Ste 604, Decatur, IL 62523 - Amy Farmer																														
LEA	125	0	0	1	89	31	4	5	119	0	0	0	0	0	0	0	0	0	0	0	34	83	2	0	0	19	19	0	1	124	
CFC #20	Child & Family Connections, Community Support Systems, 1901 S 4th St, Ste 209, Effingham, IL 62401 - Rita Wahl																														
LEA	1	0	0	1	0	0	0	0	1	0	0	0	0	0	0	0	0	1	0	0	0	0	0	0	0	0	0	0	1	0	
CFC #21	Child & Family Connections, Regional Office of Education #13, 4 Eagle Center, Ste 4, O'Fallon, IL 62269 - Terri Kampwerth																														
HV	93	26	32	31	4	0	0	63	30	30	0	10	0	0	0	0	0	0	0	30	0	0	0	0	0	0	0	0	89	4	
LEA	335	22	36	40	133	102	2	117	205	2	1	8	11	3	0	0	1	6	0	0	4	22	155	1	0	0	5	2	1	98	237
PI	6	0	0	6	0	0	0	6	0	0	0	0	0	0	0	0	0	0	0	0	0	0	0	0	0	0	0	0	6	0	
CFC #22	Child & Family Connections, Regional Office of Education #13, 660 W Noleman St, Centralia, IL 62801 - Nicole Van Hise																														
HV	12	3	5	4	0	0	0	12	0	0	0	0	0	0	0	0	0	0	0	0	0	0	0	0	0	0	0	0	12	0	
CFC #23	Child & Family Connections, Wabash & Ohio Valley Special Education Dist., 800 S Division St, Norris City, IL 62869 - Charity Heifner																														
HS/EHS	114	6	11	16	33	48	0	111	3	0	0	0	1	0	0	0	0	0	0	0	1	0	0	0	0	1	0	0	33	81	
LEA	72	0	0	4	44	23	1	0	69	0	0	0	1	3	0	0	0	0	0	0	5	64	0	0	0	0	0	34	4	68	
CFC #24	Child & Family Connections, Archway, Inc., 2751 W Main, PO Box 1180, Carbondale, IL 62901-1180 - Lindsay Baskin																														
HV	56	6	7	40	2	1	0	53	3	0	0	4	1	0	0	1	0	1	0	0	0	0	0	0	0	0	0	0	53	3	
LEA	61	4	6	5	18	27	1	0	61	0	0	0	0	0	0	0	15	0	15	15	4	41	0	0	0	0	0	8	15	46	
CFC #25	Child & Family Connections, Options & Advocacy for McHenry Co., 365 Millennium Dr, Ste A, Crystal Lake, IL 60012 - Susan Beckman																														
CC	61	10	16	11	6	16	2	55	6	0	0	0	1	0	0	0	0	0	0	0	3	0	0	0	0	2	0	0	37	24	
CFC	189	42	93	46	1	7	0	0	189	0	0	0	176	0	0	0	0	0	1	0	0	0	0	0	0	0	0	0	181	8	
LEA	180	0	0	14	106	72	4	20	178	0	0	1	0	9	0	0	0	0	2	0	2	31	125	0	0	0	13	6	5	14	182

Screenings Reported by CFC/CPS/DCFS and Screening Tools Utilized / FY2024-Q2

Screening Tool	Total Screened	Screenings of Children involved with DCFS										# of Children Ages 0 to 3 Referred to										# of Children Ages 3 to 5 Referred to							
		Ages (in Months)						Not Referred	Total Referred	In Intact Family Services	Children of Teen Wards	In Foster Care	LEA EI	(ECSE)	EHS	PI (center-based)	Child Care Program	HV	Other Services	Multiple Services	Rescreening	LEA (ECSE)	PFA	HS	Child Care Program	Other HV	Services	Multiple Services	Rescreening
		0-11	12-23	24-35	36-47	48-60	61+																						
CFC #01	Child & Family Connections, Youth Services Network, Inc., 107 North 3rd Street, Rockford, IL 61107 - Dee Dee Lowery																												
ASQ-3	737	40	99	132	280	157	29	358	379	4	10	11	13	7	0	0	1	18	4	0	9	26	280	35	0	0	0	152	112
ASQ:SE	459	18	59	63	196	95	28	225	234	3	0	4	11	0	0	0	1	18	2	0	0	14	169	35	0	0	0	149	107
ASQ:SE-2	4	0	0	0	2	2	0	0	4	0	0	0	0	0	0	0	0	0	0	0	0	1	3	0	0	0	0	0	0
BRIG	4	0	0	0	2	2	0	0	4	0	0	0	0	0	0	0	0	0	0	0	0	1	3	0	0	0	0	0	0
DIAL	2	0	0	0	2	0	0	0	2	0	0	0	0	0	0	0	0	0	0	0	0	0	1	0	0	0	0	0	1
DIAL-4	175	11	5	45	68	43	3	94	81	1	10	0	2	4	0	0	0	10	2	0	0	24	39	0	0	0	0	1	1
ESI	33	3	10	8	9	3	0	20	13	0	0	4	0	0	0	0	0	0	0	0	9	0	0	0	0	0	0	0	4
ESI-R	447	17	57	54	196	95	28	225	222	3	0	4	11	0	0	0	1	8	0	0	0	14	169	35	0	0	0	149	107
PLS	5	0	0	0	3	2	0	1	4	0	0	0	0	0	0	0	0	0	0	0	0	4	0	0	0	0	0	0	0
PLS-5	0	0	0	0	0	0	0	0	0	0	0	0	0	0	0	0	0	0	0	0	0	0	0	0	0	0	0	0	0
PQ	1	0	0	0	0	1	0	0	1	0	0	0	0	0	0	0	0	0	0	0	0	0	1	0	0	0	0	0	0
SESI	0	0	0	0	0	0	0	0	0	0	0	0	0	0	0	0	0	0	0	0	0	0	0	0	0	0	0	0	0
Speed DIAL-4	5	0	0	0	3	2	0	1	4	0	0	0	0	0	0	0	0	0	0	0	0	4	0	0	0	0	0	0	0
CFC #02	Child & Family Connections, Lake County Health Department, 3010 Grand Ave, 2nd Floor, Waukegan, IL 60085 - Donna Musser																												
DIAL-4	29	0	0	2	15	12	0	7	17	0	0	0	0	0	0	0	0	0	5	0	1	2	8	0	0	0	2	0	0
CFC #03	Child & Family Connections, Regional Office of Education for Carroll, Jo Daviess, & Stephenson Co., 27 S State Ave, Ste 101, Freeport, IL 61032 - Angela Hodges																												
ASQ	355	136	83	67	37	32	0	325	30	0	0	0	14	0	0	0	0	0	0	0	0	3	13	0	0	0	0	0	0
ASQ-3	38	9	13	15	1	0	0	38	0	4	0	1	0	0	0	0	0	0	0	0	0	0	0	0	0	0	0	0	0
ASQ:SE-2	38	9	13	15	1	0	0	38	0	4	0	1	0	0	0	0	0	0	0	0	0	0	0	0	0	0	0	0	0
DIAL	16	0	0	3	9	4	0	3	13	0	0	0	0	0	0	0	0	0	0	0	0	13	0	0	0	0	0	0	0
DIAL-4	5	0	0	3	2	0	0	0	5	0	0	0	0	0	0	0	0	0	0	0	0	0	5	0	0	0	0	0	0
CFC #04	Child & Family Connections, DayOne PACT, 1551 E Fabyan Pkwy, Geneva, IL 60134 - Ellana Mavromatis																												
ASQ	32	0	0	1	11	18	2	3	29	0	0	0	0	0	0	0	0	0	1	0	0	7	21	0	0	0	0	0	0
ASQ-3	321	59	85	85	42	43	0	189	132	7	0	1	31	0	0	0	0	28	1	3	0	23	46	0	0	0	3	0	3
ASQ:SE	99	17	16	16	21	24	2	63	36	1	0	0	2	0	0	0	0	0	1	0	0	16	16	0	0	0	0	0	2
ASQ:SE-2	184	41	68	69	1	1	0	130	54	3	0	1	29	0	0	0	0	28	0	3	0	0	0	0	0	0	0	0	0
BAT	15	0	0	2	7	3	0	8	7	0	0	0	0	0	0	0	0	0	0	0	0	6	0	0	0	0	0	0	1
BDI-2	11	0	0	0	7	4	0	8	3	0	0	0	0	0	0	0	0	0	0	0	0	3	0	0	0	0	0	0	1
DIAL	19	0	0	2	11	6	0	8	11	0	0	0	0	2	0	0	0	0	0	0	0	9	0	0	0	0	0	0	0
DIAL-4	5	0	0	0	4	1	0	0	5	0	0	0	0	0	0	0	0	0	0	0	0	0	5	0	0	0	0	0	0

Screenings Reported by CFC/CPS/DCFS and Screening Tools Utilized / FY2024-Q2

Screening Tool	Total Screened	Screenings of Children involved with DCFS											# of Children Ages 0 to 3 Referred to								# of Children Ages 3 to 5 Referred to									
		Ages (in Months)						Not Referred	Total Referred	In Intact Family Services	Children of Teen Wards	In Foster Care	EI	LEA (ECSE)	EHS	PI (center-based)	Child Care Program	HV	Other Services	Multiple Services	Rescreening	LEA (ECSE)	PFA	HS	Child Care Program	Other HV	Services	Multiple Services	Rescreening	
		0-11	12-23	24-35	36-47	48-60	61+																							
Play-Based	27	0	0	1	7	17	2	3	24	0	0	0	0	0	0	0	0	0	1	0	0	7	16	0	0	0	0	0	0	0
CFC #05 Child & Family Connections, DayOne PACT, 550 Warrenville Rd, Ste 100B, Lisle, IL 60532 - Marianne McGuire																														
ASQ	45	0	0	2	19	24	0	13	32	0	0	0	0	2	0	0	0	0	0	0	0	12	18	0	0	0	0	0	0	0
ASQ-3	45	0	0	9	13	22	1	0	0	0	0	0	0	7	0	0	0	0	9	7	0	0	35	0	0	0	0	0	0	0
ASQ:SE	22	0	0	0	9	13	0	13	9	0	0	0	0	0	0	0	0	0	0	0	0	8	1	0	0	0	0	0	0	0
CIP	24	0	0	4	14	6	0	2	22	0	0	0	0	2	0	0	0	0	2	0	0	3	14	0	0	0	0	0	0	1
DIAL	16	0	0	0	7	6	3	1	15	0	0	0	0	0	0	0	0	0	0	0	0	0	15	0	0	0	0	0	0	0
DIAL-4	56	0	0	5	28	23	0	3	53	0	0	0	0	5	0	0	0	0	0	0	0	7	33	0	0	0	8	0	0	0
Play-Based	1	0	0	0	0	1	0	1	0	0	0	0	0	0	0	0	0	0	0	0	0	0	0	0	0	0	0	0	0	0
TPBA	21	0	0	0	8	13	0	13	8	0	0	0	0	0	0	0	0	0	0	0	0	8	0	0	0	0	0	0	0	0
CFC #06 Child & Family Connections, Clearbrook, 1835 W Central Rd, Arlington Heights, IL 60005 - Jason Tietz																														
ASQ-3	40	0	0	9	19	10	2	23	17	0	0	0	0	7	0	0	0	0	0	0	0	7	0	0	0	0	3	0	0	0
ASQ:SE-2	66	0	1	0	41	23	1	18	48	0	0	0	0	0	0	0	0	1	0	0	0	1	43	0	0	0	14	0	0	0
DIAL	0	0	0	0	0	0	0	0	0	0	0	0	0	0	0	0	0	0	0	0	0	0	0	0	0	0	0	0	0	0
DIAL-4	167	0	0	3	43	32	89	77	90	0	0	0	0	1	0	0	0	0	0	0	2	40	43	0	0	0	4	1	4	4
Play-Based	92	0	0	2	2	0	88	72	20	0	0	0	0	1	0	0	0	0	0	0	1	18	0	0	0	0	1	0	4	4
TPBA	10	0	0	0	6	3	1	6	4	0	0	0	0	0	0	0	0	0	0	0	0	1	0	0	0	0	3	0	0	0
TPBA-2	11	0	0	0	6	5	0	6	5	0	0	0	0	0	0	0	0	0	0	0	0	5	0	0	0	0	0	0	0	0
CFC #07 Child & Family Connections, Suburban Access, Inc, One Westbrook Corporate Ctr, Ste 640, Westchester, IL 60154 - Jo Ann Alferink																														
ASQ	1	0	0	0	1	0	0	1	0	0	0	0	0	0	0	0	0	0	0	0	0	0	0	0	0	0	0	0	0	0
ASQ:SE	1	0	0	0	1	0	0	1	0	0	0	0	0	0	0	0	0	0	0	0	0	0	0	0	0	0	0	0	0	0
DIAL-4	1	0	0	0	1	0	0	1	0	0	0	0	0	0	0	0	0	0	0	0	0	0	0	0	0	0	0	0	0	0
CFC #12 Child & Family Connections, Easter Seals of Metropolitan Chicago, 17300 S Ozark Ave - North Bldg, Tinley Park, IL 60477 - Peter Byrne																														
ASQ	99	4	6	23	28	38	0	41	58	0	0	0	0	30	0	0	0	13	0	0	3	31	86	0	0	0	0	0	3	3
ASQ-3	18	12	2	4	0	0	0	0	18	0	0	0	1	0	0	0	0	18	0	0	0	0	0	0	0	0	0	0	0	0
ASQ:SE	226	6	10	53	81	75	1	65	161	0	0	2	0	30	0	0	0	15	0	0	3	43	169	0	2	0	2	3	3	3
DIAL	17	0	0	0	9	7	1	9	8	0	0	0	0	0	0	0	0	0	0	0	0	6	2	0	0	0	0	0	0	0
DIAL-4	214	4	6	34	88	82	0	34	180	0	0	1	0	6	0	0	0	13	0	0	0	21	138	0	0	0	0	0	0	2
Social His	18	12	2	4	0	0	0	0	18	0	0	0	1	0	0	0	0	18	0	0	0	0	0	0	0	0	0	0	0	0

Screenings Reported by CFC/CPS/DCFS and Screening Tools Utilized / FY2024-Q2

Screening Tool	Total Screened	Screenings of Children involved with DCFS										# of Children Ages 0 to 3 Referred to										# of Children Ages 3 to 5 Referred to										
		Ages (in Months)							Not Referred	Total Referred	In Intact Family Services	Children of Teen Wards	In Foster Care	LEA EI	LEA (ECSE)	EHS	PI (center-based)	Child Care Program	HV	Other Services	Multiple Services	Rescreening	LEA (ECSE)	PFA	HS	Child Care Program	Other HV	Services	Multiple Services	Rescreening		
		0-11	12-23	24-35	36-47	48-60	61+																									
CFC #13 Child & Family Connections, Regional Office of Education #26, 130 S Lafayette St, Ste 200, Macomb, IL 61455 - Chuck Farr																																
ASQ	370	257	101	12	0	0	0	347	23	6	0	2	23	0	0	0	0	0	0	0	0	0	0	0	0	0	0	0	0	0	0	0
ASQ-3	29	2	12	15	0	0	0	23	6	1	0	1	3	0	0	0	0	0	0	3	0	0	0	0	0	0	0	0	0	0	0	0
ASQ:SE	19	11	5	3	0	0	0	18	1	6	0	2	1	0	0	0	0	0	0	0	0	0	0	0	0	0	0	0	0	0	0	0
CFC #14 Child & Family Connections, 3000 W Rohmann Ave., West Peoria, IL 61604 - Michelle Harr																																
ASQ	30	8	6	8	4	4	0	21	9	1	0	0	0	0	0	0	0	0	0	0	0	4	0	0	0	0	0	4	0	1		
ASQ-3	100	26	34	22	11	7	0	89	11	2	0	3	0	0	0	0	3	0	0	0	0	0	7	0	0	0	0	0	0	1		
ASQ:SE	33	11	9	4	4	5	0	23	10	0	0	0	0	0	0	0	3	0	0	0	0	0	7	0	0	0	0	0	0	0		
BRIG	49	11	9	4	14	10	1	36	13	0	0	1	0	0	0	0	3	0	0	0	0	3	7	0	0	0	0	0	0	0		
BRIG-3	162	0	0	21	81	54	6	5	157	9	0	5	0	4	0	11	0	0	6	1	1	35	103	0	0	0	1	14	11			
DIAL-4	13	0	0	1	6	6	0	6	7	0	0	0	0	0	0	0	0	0	0	0	0	6	1	0	0	0	0	0	0	0		
ESI-R	11	0	0	0	6	5	0	4	7	0	0	0	0	0	0	0	0	0	0	0	0	0	6	0	0	0	0	0	0	1		
HAPP-3	4	0	0	0	2	1	1	3	1	0	0	1	0	0	0	0	0	0	0	0	0	1	0	0	0	0	0	0	0	0		
PLS	4	0	0	0	2	2	0	0	4	0	0	0	0	0	0	0	0	0	0	0	0	0	0	0	0	0	4	0	0	0		
PLS-5	17	0	0	0	11	5	1	13	4	0	0	0	0	0	0	0	0	0	0	0	0	0	0	0	0	0	0	0	0	4		
SESI	3	0	0	0	0	0	3	2	1	0	0	0	0	0	0	0	0	0	0	0	0	0	0	0	0	0	1	0	0	0		
CFC #15 Child & Family Connections, Services of Will, Grundy, & Kankakee Counties, Inc., 2300 Glenwood Ave, Joliet, IL 60435 - Rachel Cimino																																
ASQ-3	63	15	20	25	3	0	0	53	10	0	0	0	6	0	0	0	0	0	0	0	1	0	0	0	0	0	0	0	0	3		
ASQ:SE	330	0	1	5	148	163	13	220	110	0	0	0	1	0	0	0	0	0	0	1	23	29	0	0	0	37	0	19				
BRIG	304	0	0	7	131	154	12	220	84	0	0	0	0	0	0	0	0	0	0	0	12	22	0	0	0	37	0	13				
BRIG-3	82	12	14	19	17	15	5	73	9	0	0	0	1	0	0	0	0	0	0	0	8	0	0	0	0	0	0	0	0			
DIAL	19	0	0	0	14	5	0	0	19	0	0	0	0	0	0	0	0	0	0	0	10	0	0	9	0	0	0	0	0			
DIAL-4	317	0	0	30	151	120	16	47	270	3	0	2	0	2	0	0	0	0	0	0	2	97	162	0	1	0	1	0	5			
CFC #16 Child & Family Connections, 201 W Springfield Ave, Ste 508 & 509, Champaign, IL 61820 - Chris Johnson																																
ASQ-3	60	21	24	7	4	4	0	52	8	0	0	2	8	0	0	0	0	0	0	0	0	0	0	0	0	0	0	0	0	0	0	0
BRIG	5	0	0	0	5	0	0	0	5	0	0	0	0	0	0	0	0	0	0	0	0	5	0	0	0	0	0	0	0	0	0	
DIAL	81	0	0	0	48	32	1	53	24	1	0	2	0	0	0	0	0	0	0	0	12	8	0	0	2	2	5	4				
DIAL-4	76	0	0	0	45	29	2	0	76	0	0	1	0	0	0	0	0	0	0	0	17	41	0	17	0	0	0	0	1			
CFC #17 Child & Family Connections, ROE of Adams/Pike Counties, 510 Maine St, Ste 615, Quincy, IL 62301 - Kara Hoffman																																
ASQ	5	1	3	1	0	0	0	0	5	1	0	0	2	0	0	0	0	5	0	0	0	0	0	0	0	0	0	0	0	0	0	0
ASQ-3	4	2	2	0	0	0	0	4	0	0	0	0	0	0	0	0	0	0	0	0	0	0	0	0	0	0	0	0	0	0	0	0

Screenings Reported by CFC/CPS/DCFS and Screening Tools Utilized / FY2024-Q2

Screening Tool	Total Screened	Screenings of Children involved with DCFS											# of Children Ages 0 to 3 Referred to								# of Children Ages 3 to 5 Referred to									
		Ages (in Months)						Not Referred	Total Referred	In Intact Family Services	Children of Teen Wards	In Foster Care	LEA EI	LEA (ECSE)	EHS	PI (center-based)	Child Care Program	HV	Other Services	Multiple Services	Rescreening	LEA (ECSE)	PFA	HS	Child Care Program	HV	Other Services	Multiple Services	Rescreening	
		0-11	12-23	24-35	36-47	48-60	61+																							
ASQ:SE	9	3	5	1	0	0	0	4	5	1	0	0	2	0	0	0	0	5	0	0	0	0	0	0	0	0	0	0	0	0
DIAL	601	0	0	65	281	262	22	395	208	12	0	19	0	4	0	0	0	0	0	0	25	11	0	0	0	0	0	0	0	155
HELP	21	0	10	8	3	0	0	21	0	0	0	0	0	0	0	0	0	0	0	0	0	0	0	0	0	0	0	0	0	0
CFC #18 Child & Family Connections, Sangamon Co. Public Health Department, 2833 S Grand Ave, E, Springfield, IL 62703 - Lisa McGlothlin																														
ASQ:SE	172	30	76	65	1	0	0	0	172	0	0	6	172	1	0	0	0	0	0	0	0	0	0	0	0	0	0	0	0	0
BRIG-3	160	28	38	35	27	27	5	155	5	0	0	3	5	0	0	0	0	0	0	0	0	0	0	0	0	0	0	0	0	0
CFC #19 Child & Family Connections, Macon Co. Community Mental Health Board, 132 S Water St, Ste 604, Decatur, IL 62523 - Amy Farmer																														
BRIG	125	0	0	1	89	31	4	5	119	0	0	0	0	0	0	0	0	0	0	0	0	34	83	2	0	0	19	19	0	0
CFC #20 Child & Family Connections, Community Support Systems, 1901 S 4th St, Ste 209, Effingham, IL 62401 - Rita Wahl																														
BRIG	1	0	0	1	0	0	0	0	1	0	0	0	0	0	0	0	0	0	1	0	0	0	0	0	0	0	0	0	0	0
CFC #21 Child & Family Connections, Regional Office of Education #13, 4 Eagle Center, Ste 4, O'Fallon, IL 62269 - Terri Kampwerth																														
ASQ	56	5	14	9	19	9	0	1	42	0	0	2	2	3	0	0	0	4	0	0	0	6	27	0	0	0	0	0	0	0
ASQ-3	203	41	50	53	29	30	0	151	52	32	0	10	8	0	0	0	0	0	0	0	32	0	12	0	0	0	0	0	0	0
ASQ:SE	201	38	50	45	31	37	0	136	65	32	0	12	7	0	0	0	0	4	0	0	30	6	18	0	0	0	0	0	0	0
ASQ:SE-2	17	3	3	9	2	0	0	14	3	0	0	0	1	0	0	0	0	0	0	0	2	0	0	0	0	0	0	0	0	0
BRIG	1	0	0	0	0	0	1	0	1	0	0	1	0	0	0	0	0	0	0	0	0	0	1	0	0	0	0	0	0	0
DIAL-4	160	0	0	7	89	63	1	24	136	0	1	5	0	0	0	0	1	0	0	0	1	16	115	1	0	0	5	2	1	0
PLS-5	1	0	0	0	0	0	1	0	1	0	0	1	0	0	0	0	0	0	0	0	0	0	1	0	0	0	0	0	0	0
CFC #22 Child & Family Connections, Regional Office of Education #13, 660 W Noleman St, Centralia, IL 62801 - Nicole Van Hise																														
ASQ	12	3	5	4	0	0	0	12	0	0	0	0	0	0	0	0	0	0	0	0	0	0	0	0	0	0	0	0	0	0
CFC #23 Child & Family Connections, Wabash & Ohio Valley Special Education Dist., 800 S Division St, Norris City, IL 62869 - Charity Heifner																														
ASQ	114	6	11	16	33	48	0	111	3	0	0	0	1	0	0	0	0	0	0	0	0	1	0	0	0	0	1	0	0	0
DIAL-4	186	6	11	20	77	71	1	111	72	0	0	0	2	3	0	0	0	0	0	0	4	6	64	0	0	0	1	0	0	34
Speed DIAL-4	114	6	11	16	33	48	0	111	3	0	0	0	1	0	0	0	0	0	0	0	0	1	0	0	0	0	1	0	0	0
CFC #24 Child & Family Connections, Archway, Inc., 2751 W Main, PO Box 1180, Carbondale, IL 62901-1180 - Lindsay Baskin																														
ASQ	2	0	2	0	0	0	0	0	2	0	0	0	0	0	0	1	0	1	0	0	0	0	0	0	0	0	0	0	0	0
ASQ-2	30	0	0	0	13	16	1	0	30	0	0	0	0	0	0	0	0	0	0	0	0	4	25	0	0	0	0	0	0	8
ASQ-3	19	4	6	5	3	1	0	0	19	0	0	0	0	0	0	0	0	15	0	15	15	0	4	0	0	0	0	0	0	0

Screenings Reported by CFC/CPS/DCFS and Screening Tools Utilized / FY2024-Q2

Screening Tool	Total Screened	Ages (in Months)							Not Referred	Total Referred	Screenings of Children involved with DCFS			# of Children Ages 0 to 3 Referred to								# of Children Ages 3 to 5 Referred to								
											In Intact	Children	In	PI	Child	Other	Multiple	LEA	Child	Other	Multiple	LEA	Child	Other	Multiple					
		Family	of Teen	Foster	(center-	Care	Services	Services			Rescreening	ECSE)	PFA	HS	Child	Program	HV	Services	Services	Rescreening										
		Services	Wards	Care	based)	Program																								
ASQ:SE-2	19	4	6	5	3	1	0	0	19	0	0	0	0	0	0	0	15	0	15	15	0	4	0	0	0	0	0	0	0	0
BRIG	12	0	0	0	2	10	0	0	12	0	0	0	0	0	0	0	0	0	0	0	0	12	0	0	0	0	0	0	0	0
CFC #25	Child & Family Connections, Options & Advocacy for McHenry Co., 365 Millennium Dr, Ste A, Crystal Lake, IL 60012 - Susan Beckman																													
ASQ	200	39	92	48	10	8	3	2	198	0	0	0	176	1	0	0	0	0	0	0	2	6	13	0	0	0	0	0	0	0
ASQ-3	104	8	10	5	45	51	1	28	94	0	0	0	0	0	0	0	0	1	0	0	11	69	0	0	0	10	6	0	0	
ASQ:SE	52	5	7	10	11	17	2	29	23	0	0	0	1	1	0	0	0	0	0	2	5	13	0	0	0	1	0	0	0	
ASQ:SE-2	32	0	0	0	25	25	0	0	50	0	0	0	0	0	0	0	0	0	0	0	0	50	0	0	0	9	6	0	0	
CIP	26	0	0	0	22	3	1	6	20	0	0	0	0	0	0	0	0	0	0	0	4	16	0	0	0	0	0	0	0	
DIAL-4	70	0	0	11	33	24	2	10	60	0	0	1	0	8	0	0	0	0	2	0	0	14	27	0	0	0	4	0	0	5