

TO: Kristina Doan, ISBE
Benny Delgado, IDHS
Colleen Cunningham, IDHS
All CFC Managers
Andria Goss, Cook County DCFS
Davette Clark-Johnson, CPS
Kelsey Badger, Erikson Institute's DCFS Intact Program
Allison Lowe-Fotos, Ounce of Prevention Fund
Carmen Garcia, Ounce of Prevention Fund
Karen Berman, Ounce of Prevention Fund

DATE: June 13, 2024

RE: FY 2024 Q3 Developmental Screening Report

Enclosed within are Child Find developmental screening reports and maps reflecting the number of children reported as screened from January 1, 2024-March 31, 2024 throughout the State of Illinois. Please note that IDHS County Health Department (CHD) data is **not** included. When available, it will be located at <http://www.dhs.state.il.us/page.aspx?item=33422>. We hope to reintegrate this data going forward.

TABLE OF CONTENTS

| | |
|--|----|
| Narrative | 2 |
| Sample Form | 4 |
| Directions for Completing Form | 5 |
| Data Mappings | 8 |
| Screenings Reported by ZIP Code | 14 |
| Screenings Reported by Month | 28 |
| Screenings Reported by Agencies Represented | 33 |
| Screenings Reported by Screening Tool Utilized | 36 |

This report, as well as reports reflecting prior years, is made publicly available on our website at <https://www.childfind-idea-il.us/Screening.aspx>. If you have any questions or concerns about the enclosed information, please feel free to reach out via the contact form on our website at <https://www.childfind-idea-il.us/Contact.aspx> or call (800) 851-6197, option 2.

Best Regards,



Denise Stricklin
Child Find Project Coordinator

Child Find Project Data Collection Mappings

Background

Since 1998, the Illinois State Board of Education (ISBE) has operated the Child Find Project (Child Find), funded through Individuals with Disabilities Education Act Part B, Preschool Discretionary funds to develop and disseminate public awareness materials to Local Education Agencies (LEAs), Special Education Cooperatives, and the Child and Family Connections (CFC) offices.

The Child Find Project, managed by a single Program Coordinator, collects data on the number and location of developmental screenings taking place across Illinois for children between 0 to 5 years of age. A developmental screening is the use of screening tools to track the development of young children across multiple domains. Child Find receives:

- Data from the 25 CFC sites across Illinois. CFCs are the system point of entry for Early Intervention under the Illinois Department of Human Services (IDHS), and are required to report data to Child Find. CFCs receive data from local school districts, with the exception of Chicago Public School (CPS) District #299, where data is reported directly to Child Find.
- Quarterly data on screenings from all health departments reporting to IDHS, which is obtained from the Cornerstone data entry system (Cornerstone).
- Department of Children and Family Services (DCFS) Cook County for children birth to five who are in care. These screenings are conducted by Erikson Institute (Erikson) /DCFS Early Childhood developmental specialists or by the DCFS Integrated Assessment program.
- Monthly data from Erikson/ DCFS Early Childhood Intact Program for Cook, Northern, Central and Southern regions. Erikson/DCFS Early Childhood developmental specialists administer developmental screenings to children ages birth through three entering the foster care system in Cook County and coordinates assessments statewide. The data is not separated by zip codes but reported by the four DCFS regions.

Through the support of the Early Learning Council, the *0-5 Child Find Screening Data Collection Form* (Data Collection Form) used by reporting entities was updated in 2016 in an effort to gather improved information on referral counts, screening tools used, type of reporting program/entity and the type of referral. Among these improvements, a new field was added to include the zip code of locations performing developmental screenings. The inclusion of this field allows for the mapping of portrays where screenings occur, identify potential gaps in reporting and referrals and make the data useful for stakeholders.

Mappings

Child Find has partnered with the Illinois Early Childhood Asset Map (IECAM) to display, through geo-mapping, where developmental screenings are occurring as reported on the Data Collection Form. Developed in 2006, IECAM is funded by ISBE and the IDHS to provide information on existing services, the demographics of young children and their families, and state resources that serve young children. Child Find provides quarterly reports to IECAM which in turn provides mappings on 0-5 Child Find Screenings:

- Total Screened by CFC region
- Total Referred by CFC region

- Total Screened by Zip Code
- Total Referred by Zip Code

Limitations and exclusions

There is no data system to support unduplicated, disaggregated child level data collection, but the addition of the zip code field draws a broader picture of screenings occurring in the state. Even with the stated improvements to the Data Collection Form, limitations remain:

- Reporting to CFCs is voluntary and reporting entities include: school districts, Local Education Agencies (LEAs), Special Education Cooperatives, Regional Offices of Education, child care providers, Head Start/Early Head Start, Home Visiting programs, Early Intervention providers, health departments, health care providers, DCFS, IDHS Family Case Management, multi-funded programs, and Women, Infants and Children.
- CFCs 8, 9, 10 and 11 serve the City of Chicago but do not conduct screening events – Chicago Public Schools (CPS) #299 coordinates all screenings in these regions. It is up to CPS to report the screenings conducted, and data is not broken down by CFC region or even zip code.
- Reporting entities submit data manually through paper forms. CFCs vary greatly in the frequency and method of reporting data to Child find: Some CFCs email forms to the Project Coordinator as forms are received and other CFCs collect forms throughout a quarter before submitting them all at once via US Mail or fax.
- Delayed reporting from entities to CFCs impacts the timeliness of data to Child Find. CFCs do not all report information to Child Find in regular intervals.
- Data collection is time consuming and complex for both reporting entities and CFCs. Data is often inconsistent and unreliable because not all relevant fields are completed and mathematical miscalculations are recorded in fields. As of May 1, 2018, Child Find is piloting an electronic data collection system with two CFCs. This system would notify reporting entities when a mistake has been entered, prompting a correction before data submission is allowed.
- IDHS does not report data on developmental screenings by zip code. Rather, quarterly Cornerstone data is reported to Child Find in an aggregate format. This constitutes a significant sector of data that cannot be mapped.
- The data is not available in real-time but delayed by at least one quarter.
- The zip code on the Data Collection Form refers to where the screening occurred, not necessarily the home zip code of the children receiving the screening.

Even with limitations, the mappings make the data transparent and provides utility for stakeholders as a quality improvement process. As state agencies, programs, and communities continue to employ developmental screenings as a tool to support children’s development and school readiness, these mappings visually display areas in the state that might be underreporting screenings and need additional supports to increase screenings and referrals. Further, the wide dissemination of the mappings raise awareness of Child Find which may lead to better reporting by both entities and CFCs. Additional fields were added to the Data Collection Form beyond the zip code and future mappings are possible in the future.

0-5 CHILD FIND SCREENING DATA COLLECTION FORM

Please refer to the directions when completing this form.

SECTION I: IDENTIFYING INFORMATION

| | | |
|---|--|----------------------------|
| Current Date: _____ | Month/Year of Screenings: _____ | CFC Submitting Form: _____ |
| Name of Screening Agency: _____ | | |
| Type of Program/Entity ¹ : _____ | Zip Code of Locations of Screenings: _____ | |
| Screening Tool(s) used: _____ | | |
| Contact Person's Name: _____ | Phone Number: _____ | |
| Email Address: _____ | | |

If the screening was part of a shared screening event, please check the following box: ☐

SECTION II: SCREENING INFORMATION

| Report Totals | | | | | | | | |
|-------------------------|-----------------|------------------|------------------|------------------|------------------|----------------|--------------|----------------|
| Total Children Screened | Age 0-11 months | Age 12-23 months | Age 24-35 months | Age 36-47 months | Age 48-60 months | Age 61+ months | Not Referred | Total Referred |
| | | | | | | | | |

| Screenings of Children involved with DCFS | | |
|--|--------------------------------------|---------------------------------------|
| # of Children in Intact Family Services Screened | # of Children of Teen Wards Screened | # of Children in Foster Care Screened |
| | | |

SECTION III: SCREENING RESULTS – REFERRAL COUNTS²

| Report Totals for Children Ages 0 – 35 Months | | | | | | | | |
|---|--------------------------|-------------------|---------------------------------|----------------------------------|------------------|------------------------------|---------------------------------|----------------------------|
| # Referred to EI | # Referred to LEA (ECSE) | # Referred to EHS | # Referred to PI (center-based) | # Referred to Child Care Program | # Referred to HV | # Referred to Other Services | # Referred to Multiple Services | # Referred for Rescreening |
| | | | | | | | | |

| Report Totals for Children Ages 36 – 60 Months | | | | | | | |
|--|-------------------|------------------|----------------------------------|------------------|------------------------------|---------------------------------|----------------------------|
| # Referred to LEA (ECSE) | # Referred to PFA | # Referred to HS | # Referred to Child Care Program | # Referred to HV | # Referred to Other Services | # Referred to Multiple Services | # Referred for Rescreening |
| | | | | | | | |

Please fax or email completed form(s) by _____ (insert timeframe) to your local Child and Family Connections (CFC) office at the following contact information: _____.

You may find your local CFC office by going to the Illinois Department of Human Services office locator at www.dhs.state.il.us. If you have questions regarding this form, please contact the Child Find Project at 1-800-851-6197.

¹ Child Care Provider (CC), Head Start/Early Head Start (HS/EHS), Home Visiting (HV), Multi-Funded Program (MFP), Child and Family Connections (CFC), School District or Local Education Agency (LEA), Early Intervention (EI) Provider, Health Department (HD), Health Care Provider (HC), Women, Infants and Children (WIC), Illinois Department of Children and Family Services (DCFS) or Family Case Management (FCM).

² The following are abbreviations used in SECTION III: EI = Early Intervention; EHS = Early Head Start; PI = Prevention Initiative; HV = Home Visiting; PFA = Preschool for All; and HS = Head Start.

DIRECTIONS FOR COMPLETING 0-5 CHILD FIND SCREENING, REPORTING AND DATA COLLECTION FORM

The Illinois State Board of Education (ISBE) operates the Child Find Project (the “Project”). The Project is funded through IDEA Part B, Preschool Discretionary funds to develop and disseminate public awareness materials to Local Education Agencies (LEAs), Special Education Cooperatives, and the Child and Family Connections (CFC) offices. One activity of the Project is to collect data on the number and location of developmental screenings taking place across the State of Illinois for children between 0 and 5 years of age. The purpose of the 0-5 Child Find Screening, Reporting and Data Collection Form (the “Form”) is the collection of said data by the Project. If your program administers developmental screenings, you should report screening data to the Project using the Form. This applies to developmental screenings only and not to other types of screenings, such as those for vision or hearing. Agencies are required to complete each section of the Form.

The following are certain definitions that may be useful when completing the Form:

Health Department – A certified public health department of a county or the City of Chicago that strives to meet the public health needs of its jurisdiction.

Health Care Provider – A primary care physician, clinic, etc.

Home Visiting – A voluntary program serving pregnant women and children up to the age of 5 that promotes positive parenting practices and builds healthy parent-child relationships, which makes them an essential strategy for reducing child abuse and neglect, improving health outcomes for mothers and children, and increasing school readiness. Home visiting services use evidence-based, intensive, outcome-driven models that promote parent-child attachment; provide developmental screening, monitoring, and referrals; and provide linkages to community resources and services. Additional information pertaining to home visiting in Illinois can be found at <http://www.igrowillinois.org/>.

Multi-Funded Program – A program receiving separate funds from two or more program funding streams that are integrated or blended in order to pay for total program expenditures.

SECTION I: IDENTIFYING INFORMATION

This information allows the tracking of locations of screenings that occur, what programs or entities are involved in screenings, at what frequency screenings occur in a particular area, and who participates in screening activities.

Current Date – Insert the date the screening form is completed.

Month/Year of Screening – For cumulative reporting, insert the month and year the screenings took place.

CFC Submitting Form – CFCs should insert their CFC #, if a CFC is submitting a completed form.

Name of Screening Agency – Insert the name of the agency or provider undertaking the screening. Please note that such an agency or provider may include, but is not limited to, the following: Child Care Provider (CC); Head Start/Early Head Start (HS/EHS); Home Visiting (HV); Multi-Funded Program (MFP); Child and Family Connections (CFC); School District or Local Education Agency (LEA); Early Intervention (EI) Provider; Health Department (HD); Health Care Provider (HC); Women, Infants and

Children (WIC); Illinois Department of Children and Family Services (DCFS); or Family Case Management (FCM).

This information is gathered for data collection purposes only. If the screening is a joint effort between two or more CFCs or two or more school districts, indicate all CFCs and school districts involved in the joint effort, in order to show the area in which screenings are taking place. If a joint screening takes place with a CFC and a school district, the screenings will be attributed to the CFC or school district based on the ages of the children screened. Separate reports may be submitted if easier on reporting entities.

Type of Program/Entity – Insert the type of program or entity that describes the Screening Agency. Options include the following: Child Care Provider (CC); Head Start/Early Head Start (HS/EHS); Home Visiting (HV); Multi-Funded Program (MFP); Child and Family Connections (CFC); School District or Local Education Agency (LEA); Early Intervention (EI) Provider; Health Department (HD); Health Care Provider (HC); Women, Infants and Children (WIC); Illinois Department of Children and Family Services (DCFS); or Family Case Management (FCM).

Zip Code of the Locations of Screenings – Identify the zip code of the location of the screening event. One form should be submitted per event, as such, only one zip code should be entered here.

Screening Tool – Identify name of Developmental Screening tool(s) administered (e.g., ASQ3, ASQ-SE, DIAL, Brigance, other) by listing all that apply on the Form. Do not include other screenings performed such as Vision, Hearing, etc.

Contact Person (Name, Phone Number and Email Address) – Insert the name, telephone number and email address of the individual in charge of the screening session.

Name of Agency – List agency(ies) or individual provider(s) conducting the screening activity(ies), if screening event is community-wide or a joint-effort.

SECTION II: SCREENING INFORMATION

This information allows the tracking of the number of children screened and their age at the time of screening. Please note that the data for Section II refers to the total number of children screened (and is not separated out by zip codes as in Section I above).

Total Children Screened – Total number of children screened during event of cumulative monthly report.

Age 0-61+ Months – In the appropriate box, indicate the number of children by age who were screened.

Not Referred – Children who were screened but no referral was needed.

Total Referred – Children who were screened and a referral was needed.

The “Total Children Screened” count in Section II of the Form should equal the number of children referred *plus* the number of children not referred.

For purposes of the Form, a **Referral** occurs when a provider completes a screening and provides

information on how to connect families to a service provider that can meet the child and family's needs as indicated on the screening. Guidance on *referring families* may be found at the websites for (i) ExceleRate Illinois (including, the following link: <http://www.exceleRateillinoisproviders.com/docman/resources/91-three-steps-to-screening/file>) and (ii) U.S. Department of Health and Family Services—Office of Administration for Children and Families for *Birth to 5: Watch Me Thrive!* (including, the following link: https://www.acf.hhs.gov/sites/default/files/ece/ece_providers_guide_march2014.pdf)

For purposes of data related to the screenings of children involved with DCFS (which is collected in the second table in Section II), please note the following:

of Children in Intact Family Services Screened – refers to the number of children screened who are involved with DCFS but are not in DCFS protective custody and are residing with their families as part of DCFS's Intact Families program.

of Children of Teen Wards Screened – refers to the number of children screened whose parents are wards of DCFS.

of Children in Foster Care Screened – refers to the number of children screened who are in DCFS care and residing with a foster family.

SECTION III: SCREENING RESULTS – REFERRAL COUNTS

The information submitted here allows the tracking of referrals made for children ages 0-35 months and 36-50 months.

Indicate the number of children referred for further evaluation in the appropriate referral count box identified. If a referral type is not listed, please indicate the name of the agency(ies) receiving referral(s) and the number of children involved. Please note that the numbers used in Section III will overlap and will not always match-up to the number used in the category of "Total Referred" in Section II above.

Referred to Other Services – Indicate the number of children referred to community based programs/agencies (i.e., speech, hearing, vision).

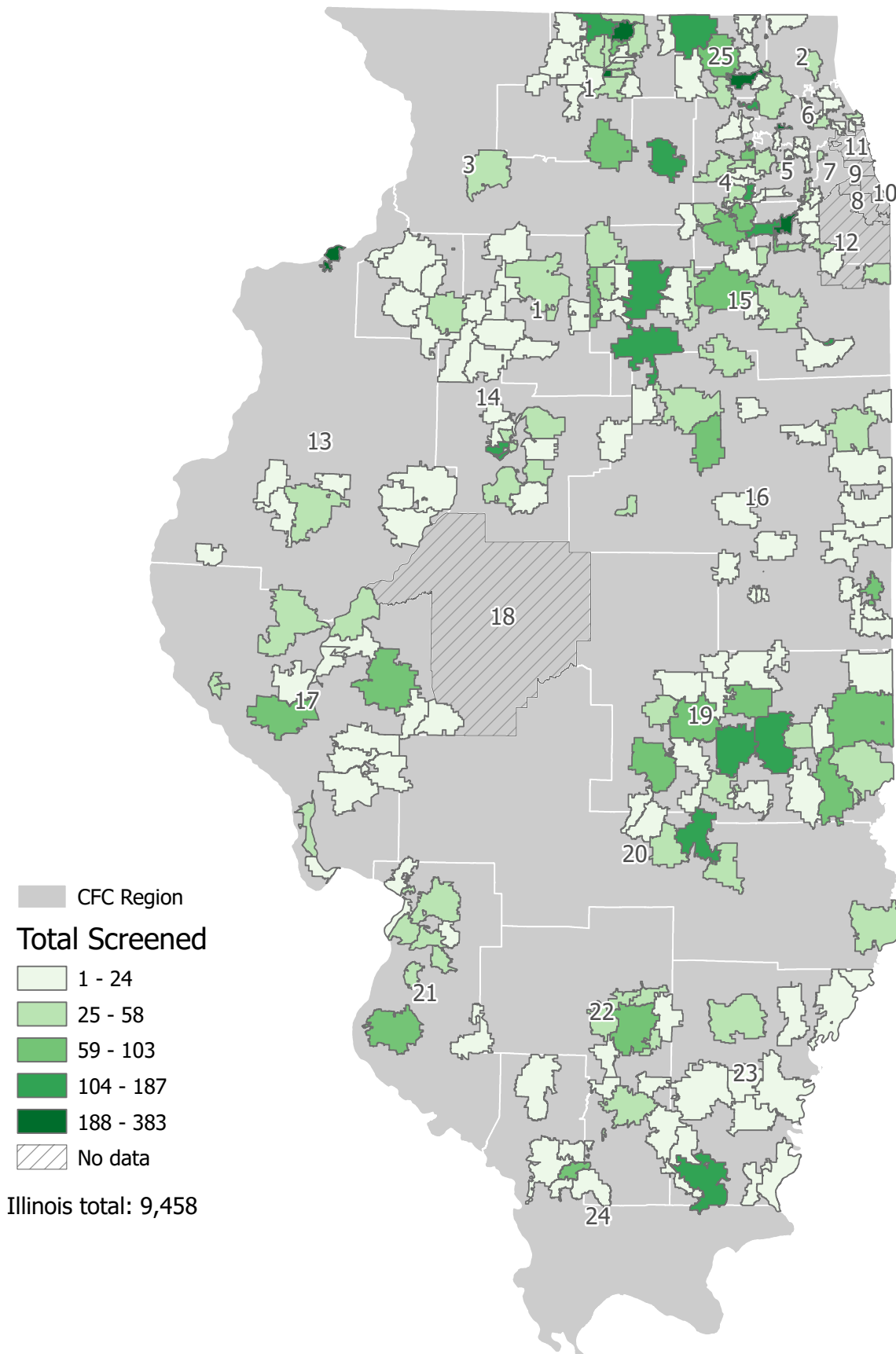
Referred for Rescreening – Indicate the number of children who did not score a concern on the screening, but are determined to benefit from a repeat screening at a later date (due to parent report of functioning variance, unable to screen, other concerns screener may have, etc.).

Referred to Multiple Services – If more than one of the other categories in this Section III has been checked, then also check "Referred for Multiple Services". *Please note that some children may be referred to multiple services and we want to know how many children present like that.*

Please **fax or email** completed reports to the local Child and Family Connections (CFC) office, attention Local Interagency Council (LIC) Coordinator. The LIC Coordinator is responsible for collecting all 0-5 Screening Collection forms relating to screening activities for children 0-5 years of age occurring in the service area. These reports are forwarded monthly to the State's Child Find Project Coordinator for statewide analysis and data compilation.

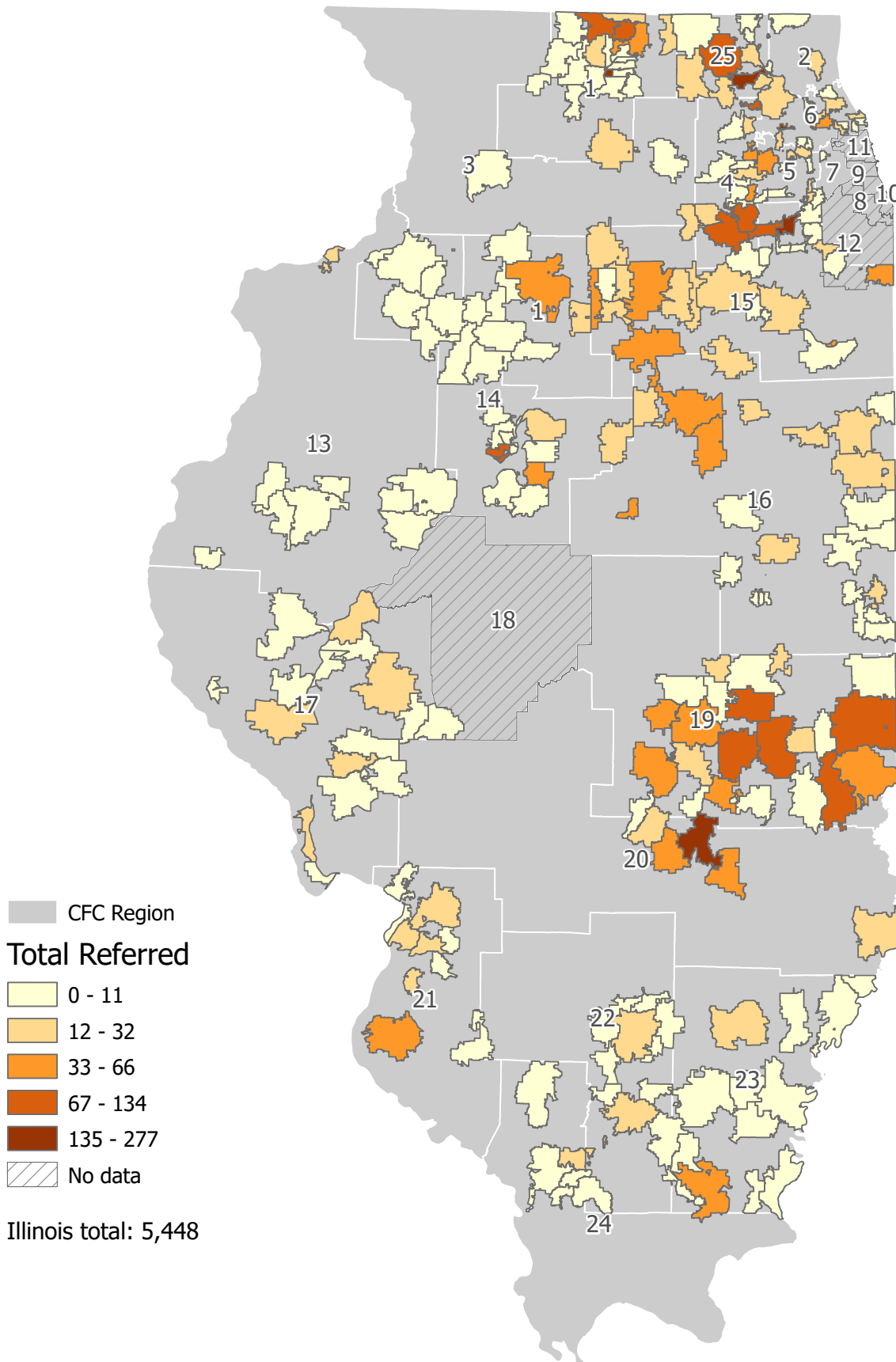
Child Find Screening FY2024, Q3

Total children birth through 5 years old screened, zip code



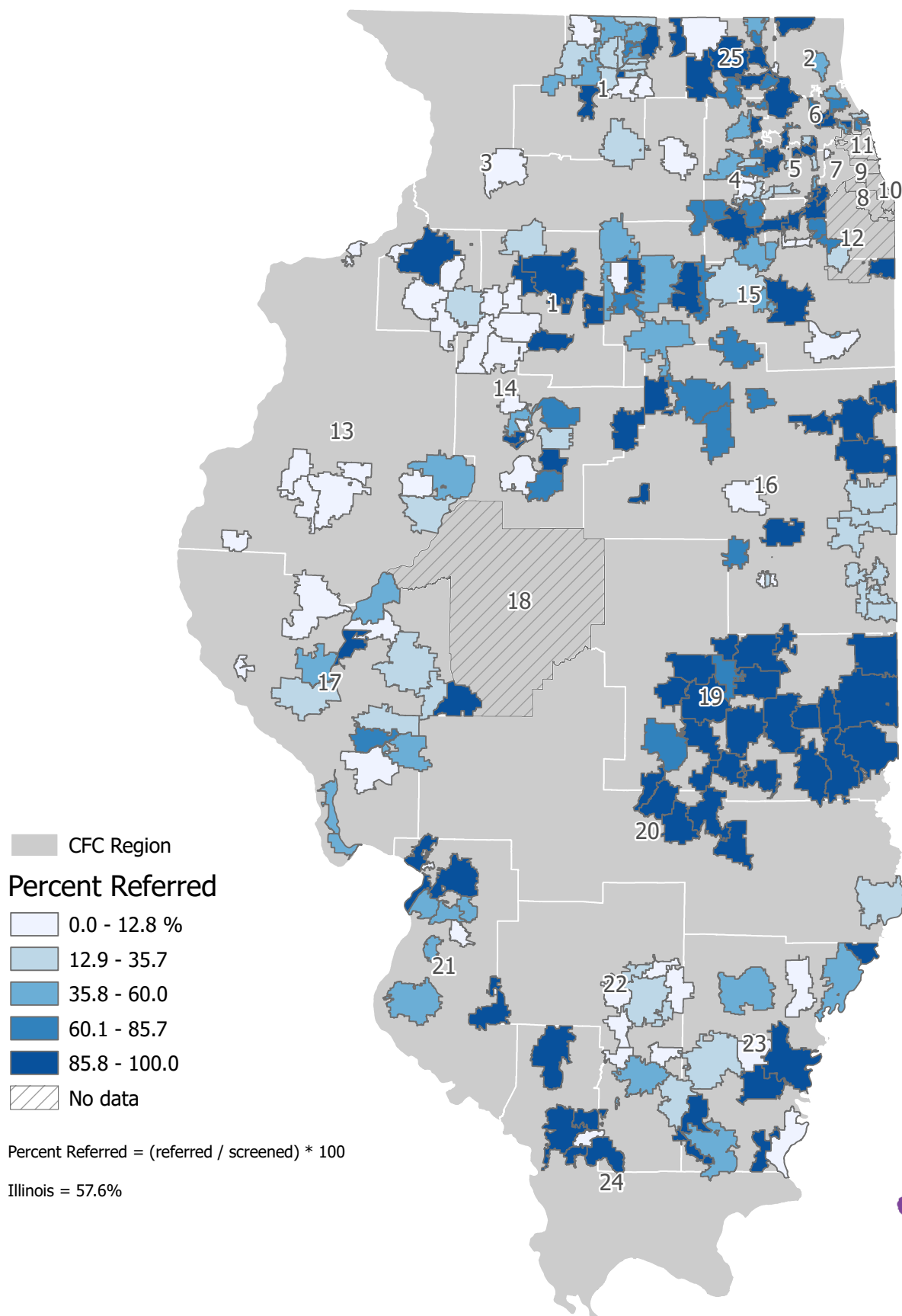
Child Find Screening FY2024, Q3

Total children birth through 5 years old referred, zip code



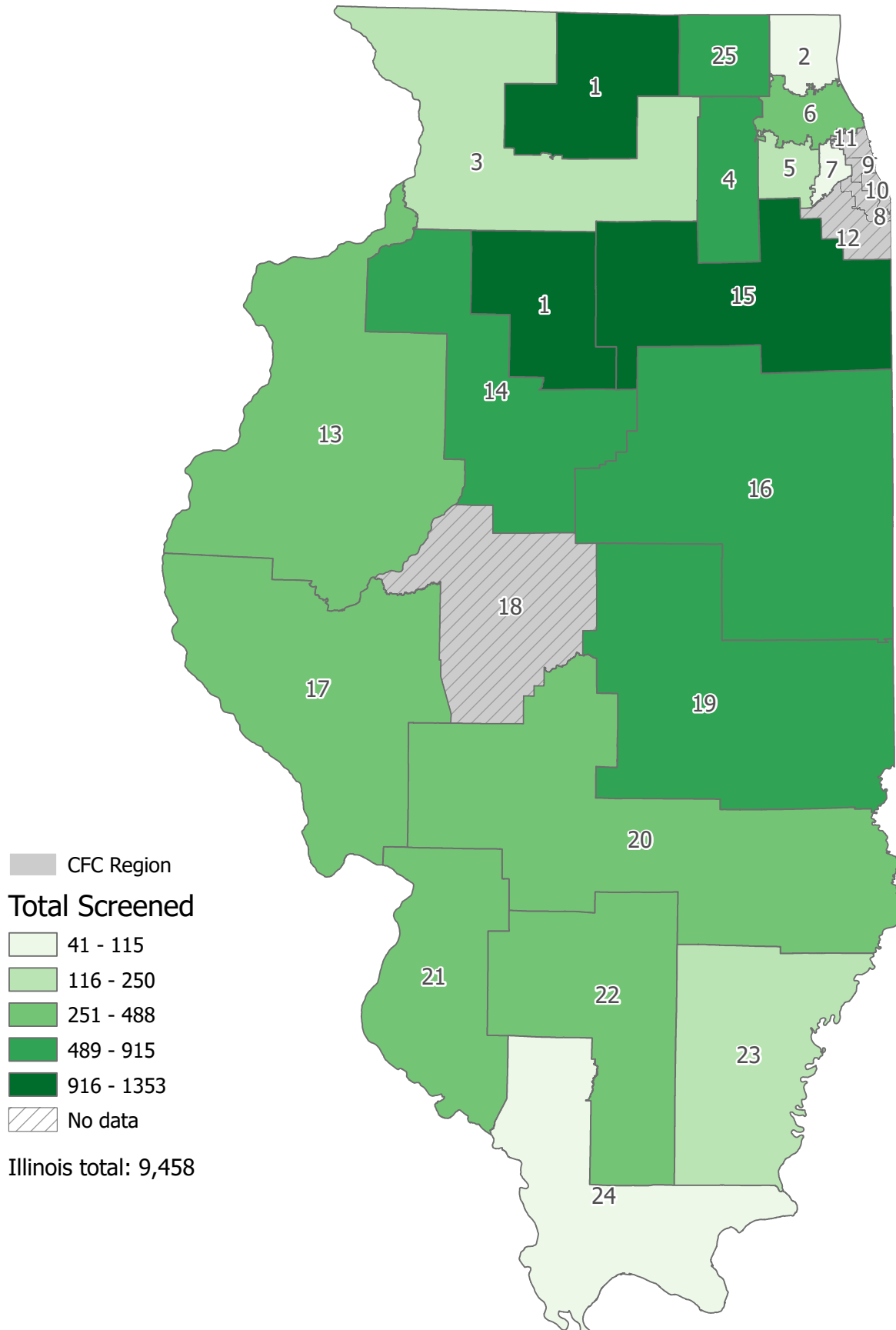
Child Find Screening FY2024, Q3

Percent children referred, zip code



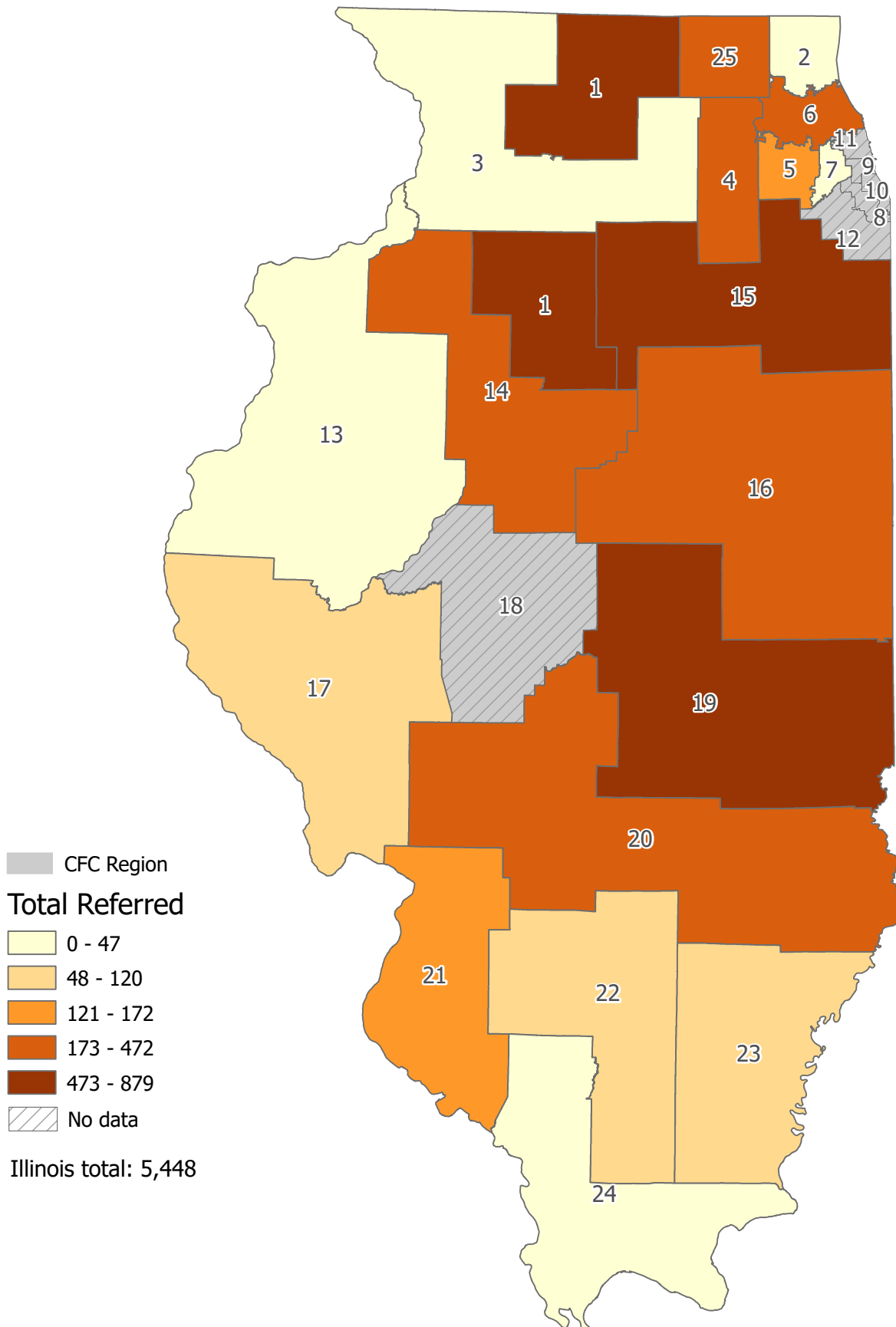
Child Find Screening FY2024, Q3

Total children birth through 5 screened, CFC region

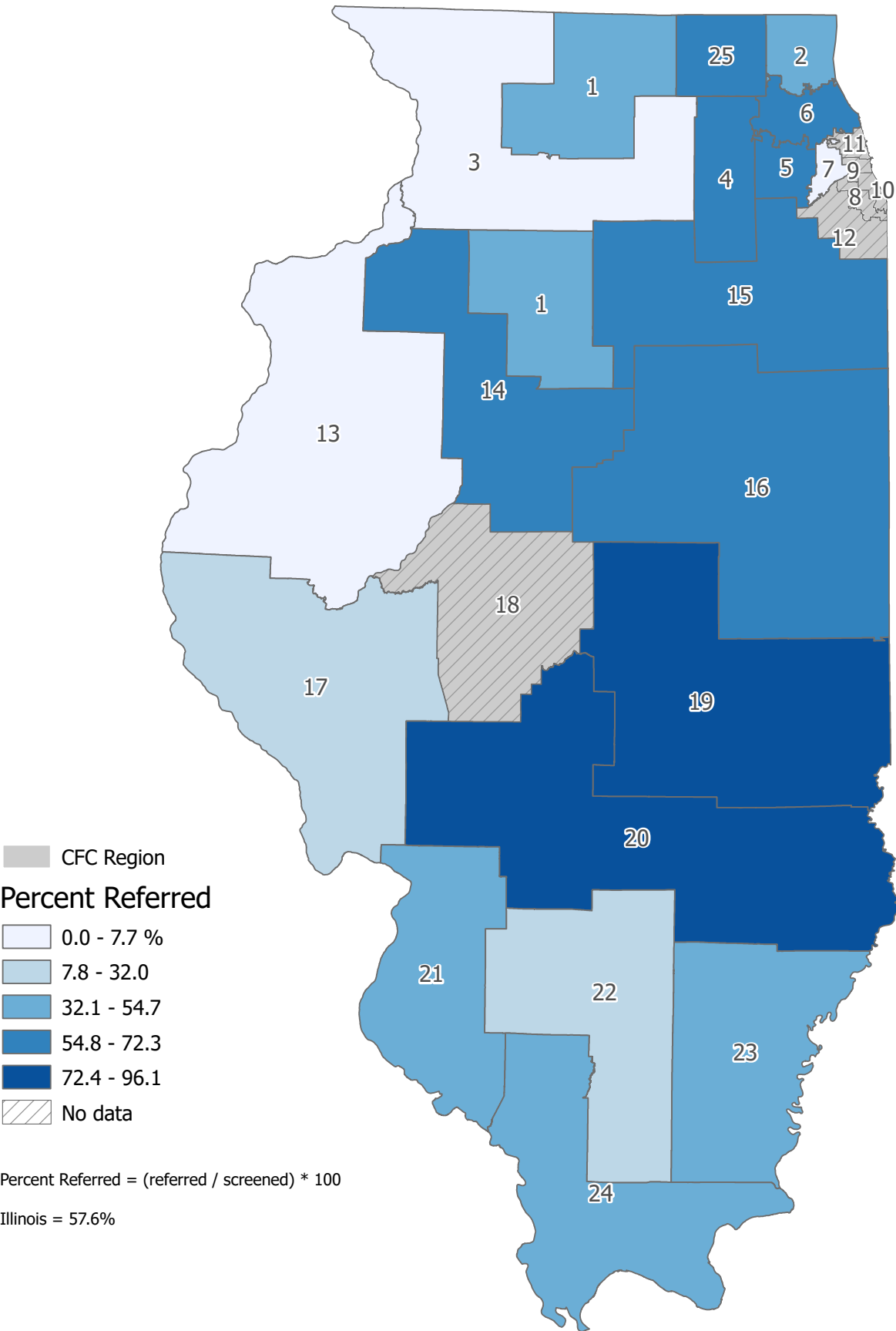


Child Find Screening FY2024, Q3

Total children birth through 5 referred, CFC region



Child Find Screening FY2024, Q3 **Percent children referred, CFC region**



Screenings Reported by CFC/CPS/DCFS and ZIP / FY2024 Q3

| Zip Code | Total Screened | Ages (in Months) | | | | | | Not Referred | Total Referred | Screenings of Children involved with DCFS | | | # of Children Ages 0 to 3 Referred to | | | | | | | | # of Children Ages 3 to 5 Referred to | | | | | | | | Sub-Totals | | | |
|---|----------------|------------------|-------|-------|-------|-------|-----|--------------|----------------|---|------------------------|----------------|---------------------------------------|-------------------|--------------------|----|----------------|-------------------|-------------|------------|---------------------------------------|-----|--------------------|----|----------------|-------------------|-------------|----------------|------------------|-----|---|--|
| | | 0-11 | 12-23 | 24-35 | 36-47 | 48-60 | 61+ | | | In Intact Family Services | Children of Teen Wards | In Foster Care | LEA EI | PI (center-based) | Child Care Program | HV | Other Services | Multiple Services | Rescreening | LEA (ECSE) | PFA | HS | Child Care Program | HV | Other Services | Multiple Services | Rescreening | Ages 0-35 mos. | Ages 36-61+ mos. | | | |
| | | | | | | | | | | | | | | | | | | | | | | | | | | | | | | | | |
| 61956 | 16 | 0 | 0 | 9 | 5 | 1 | 1 | 0 | 16 | 0 | 0 | 0 | 2 | 1 | 0 | 0 | 0 | 0 | 5 | 1 | 1 | 1 | 6 | 0 | 0 | 0 | 0 | 0 | 0 | 9 | 7 | |
| TOTAL | 16 | 0 | 0 | 9 | 5 | 1 | 1 | 0 | 16 | 0 | 0 | 0 | 2 | 1 | 0 | 0 | 0 | 0 | 5 | 1 | 1 | 1 | 6 | 0 | 0 | 0 | 0 | 0 | 0 | 9 | 7 | |
| CFC #01 Child & Family Connections, Youth Services Network, Inc., 107 North 3rd Street, Rockford, IL 61107 - Dee Dee Lowery | | | | | | | | | | | | | | | | | | | | | | | | | | | | | | | | |
| 61008 | 0 | 0 | 0 | 0 | 0 | 0 | 0 | 0 | 0 | 0 | 0 | 0 | 0 | 0 | 0 | 0 | 0 | 0 | 0 | 0 | 0 | 0 | 0 | 0 | 0 | 0 | 0 | 0 | 0 | 0 | 0 | |
| 61010 | 9 | 0 | 0 | 0 | 7 | 2 | 0 | 0 | 9 | 0 | 0 | 0 | 0 | 0 | 0 | 0 | 0 | 0 | 0 | 0 | 1 | 8 | 0 | 0 | 0 | 0 | 0 | 0 | 0 | 0 | 9 | |
| 61011 | 54 | 0 | 0 | 0 | 38 | 16 | 0 | 2 | 52 | 0 | 0 | 0 | 0 | 0 | 0 | 0 | 0 | 0 | 0 | 5 | 52 | 0 | 0 | 0 | 0 | 5 | 0 | 0 | 54 | | | |
| 61012 | 14 | 0 | 0 | 2 | 9 | 3 | 0 | 0 | 14 | 0 | 0 | 0 | 0 | 1 | 0 | 0 | 0 | 0 | 0 | 0 | 10 | 0 | 0 | 0 | 0 | 0 | 2 | 2 | 12 | | | |
| 61016 | 3 | 0 | 1 | 2 | 0 | 0 | 0 | 3 | 0 | 0 | 0 | 0 | 0 | 0 | 0 | 0 | 0 | 0 | 0 | 0 | 0 | 0 | 0 | 0 | 0 | 0 | 0 | 3 | 0 | | | |
| 61024 | 19 | 0 | 0 | 0 | 19 | 0 | 0 | 19 | 0 | 0 | 0 | 0 | 0 | 0 | 0 | 0 | 0 | 0 | 0 | 12 | 0 | 0 | 0 | 0 | 0 | 12 | 0 | 0 | 19 | | | |
| 61039 | 14 | 0 | 0 | 4 | 10 | 0 | 0 | 8 | 6 | 0 | 0 | 0 | 0 | 3 | 0 | 0 | 1 | 0 | 0 | 0 | 3 | 0 | 0 | 7 | 0 | 0 | 0 | 4 | 10 | | | |
| 61061 | 0 | 0 | 0 | 0 | 0 | 0 | 0 | 0 | 0 | 0 | 0 | 0 | 0 | 0 | 0 | 0 | 0 | 0 | 0 | 0 | 0 | 0 | 0 | 0 | 0 | 0 | 0 | 0 | 0 | | | |
| 61063 | 17 | 0 | 0 | 1 | 11 | 5 | 0 | 12 | 5 | 1 | 0 | 0 | 0 | 0 | 0 | 0 | 0 | 0 | 0 | 5 | 0 | 0 | 0 | 0 | 0 | 0 | 0 | 1 | 16 | | | |
| 61064 | 0 | 0 | 0 | 0 | 0 | 0 | 0 | 0 | 0 | 0 | 0 | 0 | 0 | 0 | 0 | 0 | 0 | 0 | 0 | 0 | 0 | 0 | 0 | 0 | 0 | 0 | 0 | 0 | 0 | | | |
| 61068 | 79 | 0 | 0 | 21 | 36 | 22 | 0 | 63 | 16 | 0 | 0 | 0 | 0 | 0 | 0 | 0 | 0 | 0 | 0 | 16 | 0 | 0 | 0 | 0 | 0 | 0 | 0 | 21 | 58 | | | |
| 61072 | 154 | 0 | 1 | 9 | 40 | 57 | 47 | 71 | 83 | 0 | 0 | 0 | 0 | 1 | 0 | 0 | 0 | 9 | 2 | 1 | 7 | 62 | 0 | 0 | 0 | 0 | 7 | 12 | 10 | 144 | | |
| 61073 | 243 | 0 | 0 | 30 | 66 | 96 | 51 | 150 | 93 | 3 | 0 | 1 | 0 | 6 | 0 | 0 | 0 | 0 | 0 | 11 | 4 | 40 | 0 | 0 | 0 | 0 | 0 | 32 | 30 | 213 | | |
| 61079 | 0 | 0 | 0 | 0 | 0 | 0 | 0 | 0 | 0 | 0 | 0 | 0 | 0 | 0 | 0 | 0 | 0 | 0 | 0 | 0 | 0 | 0 | 0 | 0 | 0 | 0 | 0 | 0 | 0 | | | |
| 61080 | 58 | 0 | 0 | 15 | 13 | 19 | 11 | 44 | 14 | 0 | 0 | 0 | 0 | 3 | 0 | 0 | 0 | 0 | 0 | 1 | 7 | 0 | 0 | 0 | 0 | 0 | 0 | 3 | 15 | 43 | | |
| 61084 | 0 | 0 | 0 | 0 | 0 | 0 | 0 | 0 | 0 | 0 | 0 | 0 | 0 | 0 | 0 | 0 | 0 | 0 | 0 | 0 | 0 | 0 | 0 | 0 | 0 | 0 | 0 | 0 | 0 | | | |
| 61088 | 11 | 0 | 0 | 0 | 9 | 2 | 0 | 7 | 4 | 0 | 0 | 0 | 0 | 0 | 0 | 0 | 0 | 0 | 0 | 4 | 0 | 0 | 0 | 0 | 0 | 0 | 0 | 0 | 0 | 11 | | |
| 61101 | 52 | 6 | 9 | 24 | 6 | 6 | 1 | 40 | 12 | 0 | 0 | 0 | 3 | 0 | 0 | 0 | 0 | 0 | 0 | 3 | 0 | 0 | 0 | 0 | 0 | 0 | 6 | 39 | 13 | | | |
| 61102 | 19 | 4 | 7 | 7 | 1 | 0 | 0 | 16 | 3 | 1 | 0 | 0 | 1 | 0 | 0 | 0 | 0 | 0 | 0 | 1 | 0 | 0 | 0 | 0 | 0 | 0 | 1 | 18 | 1 | | | |
| 61103 | 44 | 9 | 9 | 25 | 1 | 0 | 0 | 34 | 10 | 1 | 0 | 1 | 6 | 0 | 0 | 0 | 0 | 0 | 0 | 4 | 0 | 0 | 0 | 0 | 0 | 0 | 0 | 43 | 1 | | | |
| 61104 | 297 | 2 | 11 | 10 | 170 | 87 | 17 | 20 | 277 | 11 | 0 | 7 | 0 | 0 | 0 | 0 | 0 | 0 | 0 | 3 | 13 | 274 | 42 | 0 | 0 | 0 | 150 | 109 | 23 | 274 | | |
| 61107 | 28 | 4 | 8 | 14 | 2 | 0 | 0 | 23 | 5 | 0 | 0 | 0 | 2 | 0 | 0 | 0 | 0 | 0 | 0 | 2 | 0 | 0 | 0 | 0 | 0 | 0 | 1 | 26 | 2 | | | |
| 61108 | 44 | 10 | 13 | 19 | 2 | 0 | 0 | 37 | 7 | 0 | 0 | 0 | 2 | 0 | 0 | 0 | 0 | 0 | 0 | 4 | 0 | 0 | 0 | 0 | 0 | 0 | 1 | 42 | 2 | | | |
| 61109 | 32 | 6 | 10 | 14 | 2 | 0 | 0 | 29 | 3 | 0 | 0 | 1 | 2 | 0 | 0 | 0 | 0 | 0 | 0 | 1 | 0 | 0 | 0 | 0 | 0 | 0 | 0 | 30 | 2 | | | |
| 61111 | 20 | 3 | 6 | 7 | 4 | 0 | 0 | 10 | 10 | 0 | 0 | 1 | 0 | 0 | 0 | 0 | 0 | 0 | 0 | 10 | 0 | 0 | 0 | 0 | 0 | 0 | 0 | 16 | 4 | | | |
| 61112 | 0 | 0 | 0 | 0 | 0 | 0 | 0 | 0 | 0 | 0 | 0 | 0 | 0 | 0 | 0 | 0 | 0 | 0 | 0 | 0 | 0 | 0 | 0 | 0 | 0 | 0 | 0 | 0 | 0 | | | |
| 61114 | 4 | 1 | 1 | 2 | 0 | 0 | 0 | 3 | 1 | 0 | 0 | 0 | 0 | 0 | 0 | 0 | 1 | 0 | 0 | 0 | 0 | 0 | 0 | 0 | 0 | 0 | 0 | 4 | 0 | | | |
| 61115 | 72 | 8 | 4 | 8 | 28 | 15 | 9 | 17 | 55 | 1 | 13 | 0 | 3 | 2 | 0 | 0 | 0 | 0 | 1 | 0 | 15 | 32 | 0 | 0 | 0 | 2 | 0 | 0 | 20 | 52 | | |

Screenings Reported by CFC/CPS/DCFS and ZIP / FY2024 Q3

| Zip Code | Total Screened | Ages (in Months) | | | | | | | Not Referred | Total Referred | Screenings of Children involved with DCFS | | | # of Children Ages 0 to 3 Referred to | | | | | | | | | | # of Children Ages 3 to 5 Referred to | | | | | | | | Sub-Totals | |
|----------|----------------|------------------|-------|-------|-------|-------|-----|---------------------------|--------------|----------------|---|----------------|----|---------------------------------------|-----|-------------------|--------------------|----|----------------|-------------------|-------------|------------|-----|---------------------------------------|--------------------|----|----------------|-------------------|-------------|----------------|------------------|------------|--|
| | | 0-11 | 12-23 | 24-35 | 36-47 | 48-60 | 61+ | In Intact Family Services | | | Children of Teen Wards | In Foster Care | EI | LEA (ECSE) | EHS | PI (center-based) | Child Care Program | HV | Other Services | Multiple Services | Rescreening | LEA (ECSE) | PFA | HS | Child Care Program | HV | Other Services | Multiple Services | Rescreening | Ages 0-35 mos. | Ages 36-61+ mos. | | |
| | | | | | | | | | | | | | | | | | | | | | | | | | | | | | | | | | |
| | | | | | | | | | | | | | | | | | | | | | | | | | | | | | | | | | |
| 61310 | 0 | 0 | 0 | 0 | 0 | 0 | 0 | 0 | 0 | 0 | 0 | 0 | 0 | 0 | 0 | 0 | 0 | 0 | 0 | 0 | 0 | 0 | 0 | 0 | 0 | 0 | 0 | 0 | 0 | 0 | | | |
| 61326 | 21 | 0 | 0 | 0 | 20 | 1 | 0 | 0 | 21 | 0 | 0 | 0 | 0 | 0 | 0 | 0 | 0 | 0 | 0 | 0 | 0 | 19 | 0 | 0 | 0 | 2 | 0 | 0 | 0 | 0 | 21 | | |
| 61338 | 0 | 0 | 0 | 0 | 0 | 0 | 0 | 0 | 0 | 0 | 0 | 0 | 0 | 0 | 0 | 0 | 0 | 0 | 0 | 0 | 0 | 0 | 0 | 0 | 0 | 0 | 0 | 0 | 0 | 0 | 0 | | |
| 61345 | 4 | 0 | 0 | 0 | 2 | 2 | 0 | 4 | 0 | 0 | 0 | 0 | 0 | 0 | 0 | 0 | 0 | 0 | 0 | 0 | 0 | 0 | 0 | 0 | 0 | 0 | 0 | 0 | 0 | 0 | 4 | | |
| 61356 | 35 | 1 | 1 | 7 | 20 | 6 | 0 | 0 | 35 | 0 | 0 | 0 | 0 | 0 | 0 | 7 | 2 | 0 | 0 | 0 | 0 | 26 | 0 | 0 | 0 | 0 | 0 | 0 | 0 | 9 | 26 | | |
| 61362 | 0 | 0 | 0 | 0 | 0 | 0 | 0 | 0 | 0 | 0 | 0 | 0 | 0 | 0 | 0 | 0 | 0 | 0 | 0 | 0 | 0 | 0 | 0 | 0 | 0 | 0 | 0 | 0 | 0 | 0 | 0 | | |
| 61376 | 2 | 0 | 0 | 0 | 1 | 1 | 0 | 1 | 1 | 0 | 0 | 0 | 0 | 0 | 0 | 0 | 0 | 0 | 0 | 0 | 0 | 1 | 0 | 0 | 0 | 0 | 0 | 0 | 0 | 0 | 2 | | |
| 61379 | 2 | 0 | 0 | 0 | 1 | 1 | 0 | 0 | 2 | 0 | 0 | 0 | 0 | 0 | 0 | 0 | 0 | 0 | 0 | 0 | 0 | 2 | 0 | 0 | 0 | 0 | 0 | 0 | 0 | 0 | 2 | | |
| 61537 | 2 | 0 | 0 | 0 | 2 | 0 | 0 | 0 | 2 | 1 | 0 | 0 | 0 | 0 | 0 | 0 | 0 | 0 | 0 | 0 | 0 | 2 | 0 | 0 | 0 | 0 | 0 | 0 | 0 | 0 | 2 | | |
| 61540 | 0 | 0 | 0 | 0 | 0 | 0 | 0 | 0 | 0 | 0 | 0 | 0 | 0 | 0 | 0 | 0 | 0 | 0 | 0 | 0 | 0 | 0 | 0 | 0 | 0 | 0 | 0 | 0 | 0 | 0 | 0 | | |
| TOTAL | 1353 | 54 | 81 | 221 | 520 | 341 | 136 | 613 | 740 | 19 | 13 | 11 | 19 | 16 | 0 | 0 | 1 | 8 | 12 | 2 | 42 | 92 | 528 | 42 | 7 | 0 | 4 | 174 | 167 | 356 | 997 | | |

CFC #02 Child & Family Connections, Lake County Health Department, 3010 Grand Ave, 2nd Floor, Waukegan, IL 60085 - Donna Musser

| | | | | | | | | | | | | | | | | | | | | | | | | | | | | | | |
|-------|----|---|---|---|----|----|---|----|----|---|---|---|---|---|---|---|---|---|---|---|---|---|---|---|---|----|---|---|---|----|
| 60002 | 2 | 0 | 0 | 0 | 0 | 1 | 1 | 0 | 2 | 0 | 0 | 0 | 0 | 0 | 0 | 0 | 0 | 0 | 0 | 0 | 0 | 0 | 0 | 0 | 0 | 2 | 0 | 0 | 0 | 2 |
| 60015 | 10 | 0 | 0 | 0 | 2 | 6 | 2 | 6 | 4 | 0 | 0 | 0 | 0 | 0 | 0 | 0 | 0 | 0 | 0 | 0 | 4 | 0 | 0 | 0 | 0 | 0 | 0 | 0 | 0 | 10 |
| 60048 | 29 | 0 | 0 | 0 | 13 | 12 | 4 | 16 | 13 | 0 | 0 | 0 | 0 | 0 | 0 | 0 | 0 | 0 | 0 | 0 | 0 | 0 | 0 | 0 | 0 | 13 | 0 | 2 | 0 | 29 |
| 60061 | 0 | 0 | 0 | 0 | 0 | 0 | 0 | 0 | 0 | 0 | 0 | 0 | 0 | 0 | 0 | 0 | 0 | 0 | 0 | 0 | 0 | 0 | 0 | 0 | 0 | 0 | 0 | 0 | 0 | 0 |
| 60084 | 0 | 0 | 0 | 0 | 0 | 0 | 0 | 0 | 0 | 0 | 0 | 0 | 0 | 0 | 0 | 0 | 0 | 0 | 0 | 0 | 0 | 0 | 0 | 0 | 0 | 0 | 0 | 0 | 0 | 0 |
| TOTAL | 41 | 0 | 0 | 0 | 15 | 19 | 7 | 22 | 19 | 0 | 0 | 0 | 0 | 0 | 0 | 0 | 0 | 0 | 0 | 0 | 4 | 0 | 0 | 0 | 0 | 15 | 0 | 2 | 0 | 41 |

CFC #03 Child & Family Connections, Regional Office of Education for Carroll, Jo Daviess, & Stephenson Co., 27 S State Ave, Ste 101, Freeport, IL 61032 - Angela Hodges

| | | | | | | | | | | | | | | | | | | | | | | | | | | | | | | |
|-------|-----|----|----|----|----|----|---|-----|----|---|---|---|---|---|---|---|---|---|---|---|---|---|----|---|---|---|---|-----|-----|----|
| 60115 | 179 | 61 | 45 | 27 | 25 | 27 | 0 | 174 | 5 | 0 | 0 | 0 | 3 | 0 | 0 | 0 | 0 | 0 | 0 | 0 | 2 | 0 | 0 | 0 | 0 | 0 | 0 | 0 | 133 | 52 |
| 60548 | 18 | 0 | 0 | 5 | 8 | 5 | 0 | 5 | 13 | 0 | 0 | 0 | 0 | 0 | 0 | 0 | 0 | 0 | 0 | 0 | 0 | 0 | 13 | 0 | 0 | 0 | 0 | 5 | 13 | |
| 61032 | 0 | 0 | 0 | 0 | 0 | 0 | 0 | 0 | 0 | 0 | 0 | 0 | 0 | 0 | 0 | 0 | 0 | 0 | 0 | 0 | 0 | 0 | 0 | 0 | 0 | 0 | 0 | 0 | 0 | |
| 61071 | 0 | 0 | 0 | 0 | 0 | 0 | 0 | 0 | 0 | 0 | 0 | 0 | 0 | 0 | 0 | 0 | 0 | 0 | 0 | 0 | 0 | 0 | 0 | 0 | 0 | 0 | 0 | 0 | 0 | |
| 61081 | 38 | 6 | 13 | 16 | 3 | 0 | 0 | 38 | 0 | 4 | 0 | 1 | 0 | 0 | 0 | 0 | 0 | 0 | 0 | 0 | 0 | 0 | 0 | 0 | 0 | 0 | 0 | 35 | 3 | |
| TOTAL | 235 | 67 | 58 | 48 | 36 | 32 | 0 | 217 | 18 | 4 | 0 | 1 | 3 | 0 | 0 | 0 | 0 | 0 | 0 | 0 | 2 | 0 | 13 | 0 | 0 | 0 | 0 | 173 | 68 | |

CFC #04 Child & Family Connections, DayOne PACT, 1551 E Fabyan Pkwy, Geneva, IL 60134 - Ellana Mavromatis

| | | | | | | | | | | | | | | | | | | | | | | | | | | | | | | | |
|-------|-----|---|---|---|----|----|---|----|----|---|---|---|---|---|---|---|---|---|---|---|---|----|----|---|---|---|----|---|---|----|-----|
| 60110 | 115 | 1 | 6 | 7 | 67 | 34 | 0 | 18 | 97 | 0 | 0 | 0 | 5 | 0 | 0 | 0 | 0 | 0 | 0 | 0 | 0 | 6 | 71 | 0 | 0 | 0 | 10 | 1 | 4 | 14 | 101 |
| 60119 | 26 | 0 | 0 | 6 | 7 | 11 | 2 | 16 | 10 | 0 | 0 | 0 | 0 | 3 | 0 | 0 | 0 | 0 | 0 | 0 | 7 | 0 | 0 | 0 | 0 | 0 | 0 | 0 | 0 | 6 | 20 |
| 60123 | 14 | 0 | 0 | 0 | 10 | 4 | 0 | 0 | 14 | 0 | 0 | 0 | 0 | 0 | 0 | 0 | 0 | 0 | 0 | 0 | 1 | 13 | 0 | 0 | 0 | 0 | 0 | 0 | 0 | 0 | 14 |

Screenings Reported by CFC/CPS/DCFS and ZIP / FY2024 Q3

| Zip Code | Total Screened | Ages (in Months) | | | | | | | Not Referred | Total Referred | Screenings of Children involved with DCFS | | | # of Children Ages 0 to 3 Referred to | | | | | | | | | | # of Children Ages 3 to 5 Referred to | | | | | | | | Sub-Totals | |
|----------|----------------|------------------|-------|-------|-------|-------|-----|------|--------------|----------------|---|------------------------|----------------|---------------------------------------|--------------------|------|----------------|-------------------|-------------|------------|-----|------|--------------------|---------------------------------------|----------------|-------------------|-------------|----------------|------------------|-------|-------|------------|-----|
| | | | | | | | | | | | In Intact Family Services | Children of Teen Wards | In Foster Care | PI (center-based) | Child Care Program | HV | Other Services | Multiple Services | Rescreening | LEA (ECSE) | PFA | HS | Child Care Program | HV | Other Services | Multiple Services | Rescreening | Ages 0-35 mos. | Ages 36-61+ mos. | | | | |
| | | 0-11 | 12-23 | 24-35 | 36-47 | 48-60 | 61+ | 0-11 | | | 12-23 | 24-35 | 36-47 | 48-60 | 61+ | 0-11 | 12-23 | 24-35 | 36-47 | 48-60 | 61+ | 0-11 | 12-23 | 24-35 | 36-47 | 48-60 | 61+ | 0-11 | 12-23 | 24-35 | 36-47 | 48-60 | 61+ |
| | | 0-11 | 12-23 | 24-35 | 36-47 | 48-60 | 61+ | 0-11 | | | 12-23 | 24-35 | 36-47 | 48-60 | 61+ | 0-11 | 12-23 | 24-35 | 36-47 | 48-60 | 61+ | 0-11 | 12-23 | 24-35 | 36-47 | 48-60 | 61+ | 0-11 | 12-23 | 24-35 | 36-47 | 48-60 | 61+ |
| 60124 | 15 | 0 | 0 | 0 | 11 | 4 | 0 | 6 | 9 | 0 | 0 | 0 | 0 | 0 | 0 | 0 | 0 | 0 | 0 | 0 | 0 | 9 | 0 | 0 | 0 | 0 | 0 | 0 | 0 | 0 | 15 | | |
| 60134 | 34 | 9 | 7 | 3 | 9 | 4 | 1 | 25 | 8 | 2 | 0 | 0 | 0 | 0 | 0 | 0 | 0 | 0 | 0 | 0 | 9 | 0 | 0 | 0 | 0 | 0 | 2 | 3 | 19 | 14 | | | |
| 60174 | 64 | 0 | 0 | 5 | 36 | 20 | 3 | 15 | 49 | 0 | 0 | 0 | 0 | 2 | 0 | 0 | 0 | 0 | 0 | 0 | 21 | 24 | 0 | 0 | 0 | 0 | 0 | 1 | 5 | 59 | | | |
| 60502 | 0 | 0 | 0 | 0 | 0 | 0 | 0 | 0 | 0 | 0 | 0 | 0 | 0 | 0 | 0 | 0 | 0 | 0 | 0 | 0 | 0 | 0 | 0 | 0 | 0 | 0 | 0 | 0 | 0 | 0 | | | |
| 60503 | 0 | 0 | 0 | 0 | 0 | 0 | 0 | 0 | 0 | 0 | 0 | 0 | 0 | 0 | 0 | 0 | 0 | 0 | 0 | 0 | 0 | 0 | 0 | 0 | 0 | 0 | 0 | 0 | 0 | 0 | | | |
| 60504 | 4 | 2 | 2 | 0 | 0 | 0 | 0 | 3 | 1 | 0 | 0 | 0 | 1 | 0 | 0 | 0 | 0 | 0 | 0 | 0 | 0 | 0 | 0 | 0 | 0 | 0 | 0 | 0 | 4 | 0 | | | |
| 60505 | 158 | 50 | 53 | 54 | 1 | 0 | 0 | 125 | 33 | 2 | 0 | 0 | 9 | 0 | 0 | 0 | 0 | 29 | 0 | 5 | 0 | 0 | 0 | 0 | 0 | 0 | 0 | 0 | 157 | 1 | | | |
| 60506 | 27 | 2 | 8 | 17 | 0 | 0 | 0 | 25 | 2 | 4 | 0 | 0 | 2 | 0 | 0 | 0 | 0 | 0 | 0 | 0 | 0 | 0 | 0 | 0 | 0 | 0 | 0 | 0 | 27 | 0 | | | |
| 60510 | 24 | 0 | 0 | 4 | 12 | 7 | 1 | 7 | 17 | 0 | 0 | 0 | 0 | 2 | 0 | 0 | 0 | 0 | 0 | 0 | 14 | 0 | 0 | 0 | 0 | 0 | 0 | 1 | 4 | 20 | | | |
| 60538 | 6 | 3 | 1 | 2 | 0 | 0 | 0 | 5 | 1 | 0 | 0 | 0 | 1 | 0 | 0 | 0 | 0 | 0 | 0 | 0 | 0 | 0 | 0 | 0 | 0 | 0 | 0 | 0 | 6 | 0 | | | |
| 60540 | 3 | 1 | 1 | 1 | 0 | 0 | 0 | 2 | 1 | 0 | 0 | 0 | 1 | 0 | 0 | 0 | 0 | 0 | 0 | 0 | 0 | 0 | 0 | 0 | 0 | 0 | 0 | 0 | 3 | 0 | | | |
| 60542 | 1 | 0 | 0 | 1 | 0 | 0 | 0 | 1 | 0 | 0 | 0 | 0 | 0 | 0 | 0 | 0 | 0 | 0 | 0 | 0 | 0 | 0 | 0 | 0 | 0 | 0 | 0 | 0 | 1 | 0 | | | |
| 60543 | 103 | 0 | 0 | 0 | 56 | 41 | 6 | 21 | 82 | 0 | 0 | 0 | 0 | 0 | 0 | 0 | 0 | 0 | 0 | 0 | 30 | 63 | 0 | 0 | 0 | 0 | 36 | 25 | 0 | 103 | | | |
| 60545 | 41 | 3 | 2 | 0 | 28 | 7 | 2 | 10 | 31 | 0 | 0 | 0 | 1 | 0 | 0 | 0 | 0 | 0 | 0 | 0 | 9 | 18 | 0 | 0 | 0 | 0 | 12 | 14 | 5 | 37 | | | |
| 60560 | 81 | 0 | 2 | 4 | 44 | 30 | 1 | 5 | 76 | 0 | 0 | 0 | 0 | 0 | 0 | 0 | 0 | 0 | 0 | 0 | 0 | 46 | 0 | 0 | 0 | 0 | 0 | 30 | 6 | 75 | | | |
| 60563 | 0 | 0 | 0 | 0 | 0 | 0 | 0 | 0 | 0 | 0 | 0 | 0 | 0 | 0 | 0 | 0 | 0 | 0 | 0 | 0 | 0 | 0 | 0 | 0 | 0 | 0 | 0 | 0 | 0 | 0 | | | |
| TOTAL | 716 | 71 | 82 | 104 | 281 | 162 | 16 | 284 | 431 | 8 | 0 | 0 | 20 | 7 | 0 | 0 | 0 | 29 | 0 | 5 | 1 | 106 | 235 | 0 | 0 | 0 | 10 | 51 | 78 | 257 | 459 | | |

CFC #05 Child & Family Connections, DayOne PACT, 550 Warrenville Rd, Ste 100B, Lisle, IL 60532 - Marianne McGuire

| | | | | | | | | | | | | | | | | | | | | | | | | | | | | | | | |
|-------|----|---|---|----|----|----|---|----|----|---|---|---|---|---|---|---|---|---|---|---|---|----|----|---|---|---|---|----|----|----|----|
| 60101 | 19 | 0 | 0 | 1 | 15 | 2 | 1 | 2 | 17 | 0 | 0 | 0 | 0 | 0 | 0 | 0 | 0 | 0 | 0 | 0 | 3 | 14 | 0 | 0 | 0 | 0 | 0 | 0 | 0 | 1 | 18 |
| 60133 | 16 | 0 | 0 | 0 | 7 | 6 | 3 | 1 | 15 | 0 | 0 | 0 | 0 | 0 | 0 | 0 | 0 | 0 | 0 | 0 | 0 | 15 | 0 | 0 | 0 | 0 | 0 | 0 | 0 | 0 | 16 |
| 60139 | 18 | 0 | 0 | 2 | 9 | 7 | 0 | 1 | 17 | 0 | 0 | 0 | 0 | 1 | 0 | 0 | 0 | 0 | 0 | 0 | 3 | 13 | 0 | 0 | 0 | 0 | 0 | 0 | 2 | 16 | |
| 60143 | 11 | 0 | 0 | 2 | 8 | 1 | 0 | 8 | 3 | 0 | 0 | 0 | 0 | 0 | 0 | 0 | 0 | 0 | 0 | 0 | 0 | 0 | 0 | 0 | 0 | 0 | 3 | 2 | 9 | | |
| 60148 | 0 | 0 | 0 | 0 | 0 | 0 | 0 | 0 | 0 | 0 | 0 | 0 | 0 | 0 | 0 | 0 | 0 | 0 | 0 | 0 | 0 | 0 | 0 | 0 | 0 | 0 | 0 | 0 | 0 | 0 | |
| 60181 | 12 | 0 | 0 | 0 | 9 | 2 | 1 | 10 | 2 | 0 | 0 | 0 | 0 | 0 | 0 | 0 | 0 | 0 | 0 | 0 | 2 | 0 | 0 | 0 | 0 | 0 | 0 | 0 | 0 | 12 | |
| 60185 | 43 | 0 | 0 | 9 | 27 | 6 | 1 | 1 | 42 | 0 | 0 | 0 | 0 | 9 | 0 | 0 | 0 | 0 | 5 | 5 | 0 | 0 | 33 | 0 | 0 | 0 | 0 | 0 | 9 | 34 | |
| 60187 | 50 | 0 | 0 | 15 | 18 | 16 | 1 | 43 | 7 | 0 | 0 | 0 | 0 | 2 | 0 | 0 | 0 | 0 | 0 | 0 | 5 | 0 | 0 | 0 | 0 | 0 | 0 | 15 | 35 | | |
| 60191 | 1 | 0 | 0 | 0 | 0 | 1 | 0 | 0 | 1 | 0 | 0 | 0 | 0 | 0 | 0 | 0 | 0 | 0 | 0 | 0 | 0 | 1 | 0 | 0 | 0 | 0 | 0 | 0 | 0 | 1 | |
| 60439 | 1 | 0 | 0 | 0 | 1 | 0 | 0 | 0 | 1 | 0 | 0 | 0 | 0 | 0 | 0 | 0 | 0 | 0 | 0 | 0 | 1 | 0 | 0 | 0 | 0 | 0 | 0 | 0 | 0 | 1 | |
| 60527 | 6 | 0 | 0 | 0 | 4 | 2 | 0 | 0 | 6 | 0 | 0 | 0 | 0 | 0 | 0 | 0 | 0 | 0 | 0 | 0 | 0 | 6 | 0 | 0 | 0 | 4 | 6 | 2 | 0 | 6 | |
| 60540 | 18 | 2 | 5 | 11 | 0 | 0 | 0 | 13 | 5 | 0 | 0 | 0 | 3 | 0 | 0 | 0 | 0 | 0 | 0 | 2 | 0 | 0 | 0 | 0 | 0 | 0 | 0 | 18 | 0 | | |
| 60559 | 27 | 0 | 0 | 1 | 17 | 8 | 1 | 14 | 13 | 0 | 0 | 0 | 0 | 1 | 0 | 0 | 0 | 0 | 0 | 0 | 8 | 7 | 0 | 0 | 0 | 0 | 3 | 0 | 1 | 26 | |

Screenings Reported by CFC/CPS/DCFS and ZIP / FY2024 Q3

| Zip Code | Total Screened | Ages (in Months) | | | | | | Not Referred | Total Referred | Screenings of Children involved with DCFS | | | # of Children Ages 0 to 3 Referred to | | | | | | | | | | # of Children Ages 3 to 5 Referred to | | | | | | | | Sub-Totals | |
|----------|----------------|------------------|-------|-------|-------|-------|-----|--------------|----------------|---|------------------------|----------------|---------------------------------------|------------|-------------------|--------------------|----|----------------|-------------------|-------------|------------|-----|---------------------------------------|--------------------|----|----------------|-------------------|-------------|----------------|------------------|------------|--|
| | | 0-11 | 12-23 | 24-35 | 36-47 | 48-60 | 61+ | | | In Intact Family Services | Children of Teen Wards | In Foster Care | EI | LEA (ECSE) | PI (center-based) | Child Care Program | HV | Other Services | Multiple Services | Rescreening | LEA (ECSE) | PFA | HS | Child Care Program | HV | Other Services | Multiple Services | Rescreening | Ages 0-35 mos. | Ages 36-61+ mos. | | |
| | | | | | | | | | | | | | | | | | | | | | | | | | | | | | | | | |
| | | | | | | | | | | | | | | | | | | | | | | | | | | | | | | | | |
| 60561 | 28 | 0 | 0 | 10 | 14 | 4 | 0 | 0 | 28 | 0 | 0 | 0 | 1 | 9 | 0 | 0 | 0 | 0 | 0 | 0 | 0 | 14 | 0 | 0 | 0 | 4 | 1 | 1 | 10 | 18 | | |
| TOTAL | 250 | 2 | 5 | 51 | 129 | 55 | 8 | 93 | 157 | 0 | 0 | 0 | 4 | 22 | 0 | 0 | 0 | 0 | 5 | 5 | 2 | 22 | 103 | 0 | 0 | 0 | 8 | 10 | 6 | 58 | 192 | |

CFC #06 Child & Family Connections, Clearbrook, 1835 W Central Rd, Arlington Heights, IL 60005 - Jason Tietz

| | | | | | | | | | | | | | | | | | | | | | | | | | | | | | | | |
|-------|-----|---|---|----|-----|-----|----|-----|-----|---|---|---|---|----|---|---|---|----|---|---|----|-----|-----|---|---|----|----|----|----|-----|-----|
| 60004 | 9 | 0 | 0 | 6 | 3 | 0 | 0 | 3 | 6 | 0 | 0 | 0 | 0 | 5 | 0 | 0 | 0 | 0 | 0 | 0 | 1 | 0 | 0 | 0 | 0 | 0 | 0 | 0 | 6 | 3 | |
| 60016 | 41 | 0 | 0 | 5 | 30 | 5 | 1 | 2 | 39 | 0 | 0 | 0 | 0 | 1 | 0 | 0 | 0 | 4 | 0 | 2 | 31 | 0 | 0 | 0 | 0 | 1 | 0 | 5 | 36 | | |
| 60022 | 0 | 0 | 0 | 0 | 0 | 0 | 0 | 0 | 0 | 0 | 0 | 0 | 0 | 0 | 0 | 0 | 0 | 0 | 0 | 0 | 0 | 0 | 0 | 0 | 0 | 0 | 0 | 0 | 0 | | |
| 60053 | 8 | 0 | 0 | 0 | 4 | 4 | 0 | 0 | 8 | 0 | 0 | 0 | 0 | 0 | 0 | 0 | 0 | 0 | 0 | 2 | 0 | 0 | 0 | 0 | 6 | 0 | 0 | 0 | 8 | | |
| 60056 | 19 | 0 | 0 | 1 | 6 | 10 | 2 | 2 | 17 | 0 | 0 | 0 | 0 | 1 | 0 | 0 | 0 | 0 | 0 | 8 | 4 | 0 | 0 | 0 | 4 | 0 | 0 | 1 | 18 | | |
| 60062 | 20 | 0 | 0 | 7 | 4 | 6 | 3 | 7 | 13 | 0 | 0 | 0 | 0 | 5 | 0 | 0 | 0 | 0 | 0 | 8 | 0 | 0 | 0 | 0 | 0 | 0 | 0 | 7 | 13 | | |
| 60076 | 4 | 0 | 0 | 0 | 3 | 1 | 0 | 1 | 3 | 0 | 0 | 0 | 0 | 0 | 0 | 0 | 0 | 0 | 0 | 0 | 0 | 0 | 0 | 0 | 2 | 0 | 1 | 0 | 4 | | |
| 60091 | 42 | 0 | 0 | 9 | 17 | 13 | 2 | 23 | 15 | 0 | 0 | 0 | 0 | 5 | 0 | 0 | 0 | 0 | 0 | 2 | 9 | 2 | 0 | 0 | 0 | 0 | 0 | 3 | 9 | 32 | |
| 60194 | 314 | 9 | 7 | 3 | 169 | 117 | 9 | 77 | 233 | 0 | 0 | 0 | 3 | 0 | 0 | 0 | 0 | 16 | 0 | 0 | 0 | 185 | 0 | 0 | 6 | 25 | 21 | 0 | 19 | 295 | |
| 60201 | 9 | 0 | 0 | 1 | 5 | 3 | 0 | 2 | 7 | 0 | 0 | 0 | 0 | 1 | 0 | 0 | 0 | 0 | 0 | 3 | 0 | 0 | 0 | 0 | 3 | 0 | 0 | 1 | 8 | | |
| 60714 | 22 | 0 | 0 | 10 | 7 | 4 | 1 | 10 | 12 | 0 | 0 | 0 | 0 | 9 | 0 | 0 | 0 | 0 | 0 | 3 | 0 | 0 | 0 | 0 | 0 | 0 | 1 | 10 | 12 | | |
| TOTAL | 488 | 9 | 7 | 42 | 248 | 163 | 18 | 127 | 353 | 0 | 0 | 0 | 3 | 27 | 0 | 0 | 0 | 16 | 4 | 0 | 2 | 36 | 222 | 0 | 0 | 6 | 40 | 22 | 5 | 58 | 429 |

CFC #07 Child & Family Connections, Suburban Access, Inc, One Westbrook Corporate Ctr, Ste 640, Westchester, IL 60154 - Jo Ann Alferink

| | | | | | | | | | | | | | | | | | | | | | | | | | | | | | | |
|-------|----|---|---|----|----|---|---|----|---|---|---|---|---|---|---|---|---|---|---|---|---|---|---|---|---|---|---|----|----|----|
| 60164 | 54 | 0 | 0 | 16 | 31 | 7 | 0 | 54 | 0 | 0 | 0 | 0 | 0 | 0 | 0 | 0 | 0 | 0 | 0 | 0 | 0 | 0 | 0 | 0 | 0 | 0 | 0 | 0 | 16 | 38 |
| 60546 | 0 | 0 | 0 | 0 | 0 | 0 | 0 | 0 | 0 | 0 | 0 | 0 | 0 | 0 | 0 | 0 | 0 | 0 | 0 | 0 | 0 | 0 | 0 | 0 | 0 | 0 | 0 | 0 | 0 | 0 |
| TOTAL | 54 | 0 | 0 | 16 | 31 | 7 | 0 | 54 | 0 | 0 | 0 | 0 | 0 | 0 | 0 | 0 | 0 | 0 | 0 | 0 | 0 | 0 | 0 | 0 | 0 | 0 | 0 | 16 | 38 | |

CFC #12 Child & Family Connections, Easter Seals of Metropolitan Chicago, 17300 S Ozark Ave - North Bldg, Tinley Park, IL 60477 - Peter Byrne

| | | | | | | | | | | | | | | | | | | | | | | | | | | | | | | |
|-------|---|---|---|---|---|---|---|---|---|---|---|---|---|---|---|---|---|---|---|---|---|---|---|---|---|---|---|---|---|---|
| 60439 | 0 | 0 | 0 | 0 | 0 | 0 | 0 | 0 | 0 | 0 | 0 | 0 | 0 | 0 | 0 | 0 | 0 | 0 | 0 | 0 | 0 | 0 | 0 | 0 | 0 | 0 | 0 | 0 | 0 | 0 |
| 60445 | 0 | 0 | 0 | 0 | 0 | 0 | 0 | 0 | 0 | 0 | 0 | 0 | 0 | 0 | 0 | 0 | 0 | 0 | 0 | 0 | 0 | 0 | 0 | 0 | 0 | 0 | 0 | 0 | 0 | 0 |
| 60452 | 0 | 0 | 0 | 0 | 0 | 0 | 0 | 0 | 0 | 0 | 0 | 0 | 0 | 0 | 0 | 0 | 0 | 0 | 0 | 0 | 0 | 0 | 0 | 0 | 0 | 0 | 0 | 0 | 0 | 0 |
| 60453 | 0 | 0 | 0 | 0 | 0 | 0 | 0 | 0 | 0 | 0 | 0 | 0 | 0 | 0 | 0 | 0 | 0 | 0 | 0 | 0 | 0 | 0 | 0 | 0 | 0 | 0 | 0 | 0 | 0 | 0 |
| 60464 | 0 | 0 | 0 | 0 | 0 | 0 | 0 | 0 | 0 | 0 | 0 | 0 | 0 | 0 | 0 | 0 | 0 | 0 | 0 | 0 | 0 | 0 | 0 | 0 | 0 | 0 | 0 | 0 | 0 | 0 |
| 60466 | 0 | 0 | 0 | 0 | 0 | 0 | 0 | 0 | 0 | 0 | 0 | 0 | 0 | 0 | 0 | 0 | 0 | 0 | 0 | 0 | 0 | 0 | 0 | 0 | 0 | 0 | 0 | 0 | 0 | 0 |
| 60471 | 0 | 0 | 0 | 0 | 0 | 0 | 0 | 0 | 0 | 0 | 0 | 0 | 0 | 0 | 0 | 0 | 0 | 0 | 0 | 0 | 0 | 0 | 0 | 0 | 0 | 0 | 0 | 0 | 0 | 0 |

Screenings Reported by CFC/CPS/DCFS and ZIP / FY2024 Q3

| Zip Code | Total Screened | Ages (in Months) | | | | | | Not Referred | Total Referred | Screenings of Children involved with DCFS | | | # of Children Ages 0 to 3 Referred to | | | | | | | | | | # of Children Ages 3 to 5 Referred to | | | | | | | | Sub-Totals | |
|----------|----------------|------------------|-------|-------|-------|-------|-----|--------------|----------------|---|------------------------|----------------|---------------------------------------|------------|-----|-------------------|--------------------|----|----------------|-------------------|-------------|------------|---------------------------------------|----|--------------------|----|----------------|-------------------|-------------|----------------|-------------|--|
| | | 0-11 | 12-23 | 24-35 | 36-47 | 48-60 | 61+ | | | In Intact Family Services | Children of Teen Wards | In Foster Care | EI | LEA (ECSE) | EHS | PI (center-based) | Child Care Program | HV | Other Services | Multiple Services | Rescreening | LEA (ECSE) | PFA | HS | Child Care Program | HV | Other Services | Multiple Services | Rescreening | Ages 0-35 mos. | 36-61+ mos. | |
| | | | | | | | | | | | | | | | | | | | | | | | | | | | | | | | | |
| | | | | | | | | | | | | | | | | | | | | | | | | | | | | | | | | |
| 60477 | 0 | 0 | 0 | 0 | 0 | 0 | 0 | 0 | 0 | 0 | 0 | 0 | 0 | 0 | 0 | 0 | 0 | 0 | 0 | 0 | 0 | 0 | 0 | 0 | 0 | 0 | 0 | 0 | 0 | 0 | | |
| TOTAL | 0 | 0 | 0 | 0 | 0 | 0 | 0 | 0 | 0 | 0 | 0 | 0 | 0 | 0 | 0 | 0 | 0 | 0 | 0 | 0 | 0 | 0 | 0 | 0 | 0 | 0 | 0 | 0 | 0 | 0 | | |

CFC #13 Child & Family Connections, Regional Office of Education #26, 130 S Lafayette St, Ste 200, Macomb, IL 61455 - Chuck Farr

| | | | | | | | | | | | | | | | | | | | | | | | | | | | | | | |
|-------|-----|-----|-----|----|---|---|---|-----|----|---|---|---|----|---|---|---|---|----|---|---|---|---|---|---|---|---|---|---|-----|---|
| 61201 | 383 | 259 | 118 | 6 | 0 | 0 | 0 | 355 | 28 | 0 | 0 | 0 | 17 | 0 | 0 | 0 | 0 | 11 | 0 | 0 | 0 | 0 | 0 | 0 | 0 | 0 | 0 | 0 | 383 | 0 |
| 61232 | 0 | 0 | 0 | 0 | 0 | 0 | 0 | 0 | 0 | 0 | 0 | 0 | 0 | 0 | 0 | 0 | 0 | 0 | 0 | 0 | 0 | 0 | 0 | 0 | 0 | 0 | 0 | 0 | 0 | 0 |
| 61236 | 0 | 0 | 0 | 0 | 0 | 0 | 0 | 0 | 0 | 0 | 0 | 0 | 0 | 0 | 0 | 0 | 0 | 0 | 0 | 0 | 0 | 0 | 0 | 0 | 0 | 0 | 0 | 0 | 0 | 0 |
| 61239 | 0 | 0 | 0 | 0 | 0 | 0 | 0 | 0 | 0 | 0 | 0 | 0 | 0 | 0 | 0 | 0 | 0 | 0 | 0 | 0 | 0 | 0 | 0 | 0 | 0 | 0 | 0 | 0 | 0 | 0 |
| 61244 | 0 | 0 | 0 | 0 | 0 | 0 | 0 | 0 | 0 | 0 | 0 | 0 | 0 | 0 | 0 | 0 | 0 | 0 | 0 | 0 | 0 | 0 | 0 | 0 | 0 | 0 | 0 | 0 | 0 | 0 |
| 61264 | 0 | 0 | 0 | 0 | 0 | 0 | 0 | 0 | 0 | 0 | 0 | 0 | 0 | 0 | 0 | 0 | 0 | 0 | 0 | 0 | 0 | 0 | 0 | 0 | 0 | 0 | 0 | 0 | 0 | 0 |
| 61265 | 0 | 0 | 0 | 0 | 0 | 0 | 0 | 0 | 0 | 0 | 0 | 0 | 0 | 0 | 0 | 0 | 0 | 0 | 0 | 0 | 0 | 0 | 0 | 0 | 0 | 0 | 0 | 0 | 0 | 0 |
| 61275 | 0 | 0 | 0 | 0 | 0 | 0 | 0 | 0 | 0 | 0 | 0 | 0 | 0 | 0 | 0 | 0 | 0 | 0 | 0 | 0 | 0 | 0 | 0 | 0 | 0 | 0 | 0 | 0 | 0 | 0 |
| 61279 | 0 | 0 | 0 | 0 | 0 | 0 | 0 | 0 | 0 | 0 | 0 | 0 | 0 | 0 | 0 | 0 | 0 | 0 | 0 | 0 | 0 | 0 | 0 | 0 | 0 | 0 | 0 | 0 | 0 | 0 |
| 61420 | 2 | 0 | 2 | 0 | 0 | 0 | 0 | 2 | 0 | 0 | 0 | 0 | 0 | 0 | 0 | 0 | 0 | 0 | 0 | 0 | 0 | 0 | 0 | 0 | 0 | 0 | 0 | 0 | 2 | 0 |
| 61422 | 2 | 1 | 1 | 0 | 0 | 0 | 0 | 2 | 0 | 0 | 0 | 0 | 0 | 0 | 0 | 0 | 0 | 0 | 0 | 0 | 0 | 0 | 0 | 0 | 0 | 0 | 0 | 0 | 2 | 0 |
| 61427 | 1 | 0 | 0 | 1 | 0 | 0 | 0 | 1 | 0 | 0 | 0 | 0 | 0 | 0 | 0 | 0 | 0 | 0 | 0 | 0 | 0 | 0 | 0 | 0 | 0 | 0 | 0 | 0 | 1 | 0 |
| 61450 | 0 | 0 | 0 | 0 | 0 | 0 | 0 | 0 | 0 | 0 | 0 | 0 | 0 | 0 | 0 | 0 | 0 | 0 | 0 | 0 | 0 | 0 | 0 | 0 | 0 | 0 | 0 | 0 | 0 | 0 |
| 61455 | 41 | 15 | 14 | 12 | 0 | 0 | 0 | 41 | 0 | 2 | 0 | 1 | 0 | 0 | 0 | 0 | 0 | 0 | 0 | 0 | 0 | 0 | 0 | 0 | 0 | 0 | 0 | 0 | 41 | 0 |
| 61520 | 2 | 0 | 0 | 2 | 0 | 0 | 0 | 1 | 1 | 0 | 0 | 0 | 0 | 0 | 0 | 0 | 0 | 0 | 0 | 0 | 0 | 1 | 0 | 0 | 0 | 0 | 0 | 0 | 2 | 0 |
| 61531 | 0 | 0 | 0 | 0 | 0 | 0 | 0 | 0 | 0 | 0 | 0 | 0 | 0 | 0 | 0 | 0 | 0 | 0 | 0 | 0 | 0 | 0 | 0 | 0 | 0 | 0 | 0 | 0 | 0 | 0 |
| 61542 | 3 | 1 | 0 | 2 | 0 | 0 | 0 | 3 | 1 | 0 | 0 | 0 | 0 | 0 | 0 | 0 | 0 | 0 | 0 | 0 | 0 | 1 | 0 | 0 | 0 | 0 | 0 | 0 | 3 | 0 |
| 62316 | 0 | 0 | 0 | 0 | 0 | 0 | 0 | 0 | 0 | 0 | 0 | 0 | 0 | 0 | 0 | 0 | 0 | 0 | 0 | 0 | 0 | 0 | 0 | 0 | 0 | 0 | 0 | 0 | 0 | 0 |
| 62321 | 0 | 0 | 0 | 0 | 0 | 0 | 0 | 0 | 0 | 0 | 0 | 0 | 0 | 0 | 0 | 0 | 0 | 0 | 0 | 0 | 0 | 0 | 0 | 0 | 0 | 0 | 0 | 0 | 0 | 0 |
| 62326 | 1 | 0 | 1 | 0 | 0 | 0 | 0 | 1 | 0 | 0 | 0 | 0 | 0 | 0 | 0 | 0 | 0 | 0 | 0 | 0 | 0 | 0 | 0 | 0 | 0 | 0 | 0 | 0 | 1 | 0 |
| 62341 | 0 | 0 | 0 | 0 | 0 | 0 | 0 | 0 | 0 | 0 | 0 | 0 | 0 | 0 | 0 | 0 | 0 | 0 | 0 | 0 | 0 | 0 | 0 | 0 | 0 | 0 | 0 | 0 | 0 | 0 |
| 62374 | 0 | 0 | 0 | 0 | 0 | 0 | 0 | 0 | 0 | 0 | 0 | 0 | 0 | 0 | 0 | 0 | 0 | 0 | 0 | 0 | 0 | 0 | 0 | 0 | 0 | 0 | 0 | 0 | 0 | 0 |
| 62380 | 1 | 0 | 0 | 1 | 0 | 0 | 0 | 1 | 0 | 0 | 0 | 0 | 0 | 0 | 0 | 0 | 0 | 0 | 0 | 0 | 0 | 0 | 0 | 0 | 0 | 0 | 0 | 0 | 1 | 0 |
| 62681 | 0 | 0 | 0 | 0 | 0 | 0 | 0 | 0 | 0 | 0 | 0 | 0 | 0 | 0 | 0 | 0 | 0 | 0 | 0 | 0 | 0 | 0 | 0 | 0 | 0 | 0 | 0 | 0 | 0 | 0 |
| TOTAL | 436 | 276 | 136 | 24 | 0 | 0 | 0 | 407 | 30 | 2 | 0 | 1 | 17 | 0 | 0 | 0 | 0 | 11 | 0 | 0 | 0 | 0 | 2 | 0 | 0 | 0 | 0 | 0 | 436 | 0 |

CFC #14 Child & Family Connections, 3000 W Rohmann Ave, , West Peoria, IL 61604 - Michelle Harr

| | | | | | | | | | | | | | | | | | | | | | | | | | | | | | | | |
|-------|---|---|---|---|---|---|---|---|---|---|---|---|---|---|---|---|---|---|---|---|---|---|---|---|---|---|---|---|---|---|---|
| 61234 | 0 | 0 | 0 | 0 | 0 | 0 | 0 | 0 | 0 | 0 | 0 | 0 | 0 | 0 | 0 | 0 | 0 | 0 | 0 | 0 | 0 | 0 | 0 | 0 | 0 | 0 | 0 | 0 | 0 | 0 | 0 |
|-------|---|---|---|---|---|---|---|---|---|---|---|---|---|---|---|---|---|---|---|---|---|---|---|---|---|---|---|---|---|---|---|

Screenings Reported by CFC/CPS/DCFS and ZIP / FY2024 Q3

| Zip Code | Total Screened | Ages (in Months) | | | | | | | Not Referred | Total Referred | Screenings of Children involved with DCFS | | | # of Children Ages 0 to 3 Referred to | | | | | | | | # of Children Ages 3 to 5 Referred to | | | | | | | | Sub-Totals | |
|----------|----------------|------------------|-------|-------|-------|-------|-----|---------------------------|--------------|----------------|---|----------------|--------|---------------------------------------|-----|-------------------|--------------------|----|----------------|-------------------|-------------|---------------------------------------|-----|----|--------------------|----|----------------|-------------------|-------------|----------------|------------------|
| | | 0-11 | 12-23 | 24-35 | 36-47 | 48-60 | 61+ | In Intact Family Services | | | Children of Teen Wards | In Foster Care | LEA EI | LEA (ECSE) | EHS | PI (center-based) | Child Care Program | HV | Other Services | Multiple Services | Rescreening | LEA (ECSE) | PFA | HS | Child Care Program | HV | Other Services | Multiple Services | Rescreening | Ages 0-35 mos. | Ages 36-61+ mos. |
| | | | | | | | | | | | | | | | | | | | | | | | | | | | | | | | |
| 61235 | 4 | 0 | 3 | 1 | 0 | 0 | 0 | 4 | 0 | 0 | 0 | 0 | 0 | 0 | 0 | 0 | 0 | 0 | 0 | 0 | 0 | 0 | 0 | 0 | 0 | 0 | 0 | 0 | 4 | 0 | |
| 61238 | 3 | 1 | 0 | 2 | 0 | 0 | 0 | 3 | 0 | 0 | 0 | 0 | 0 | 0 | 0 | 0 | 0 | 0 | 0 | 0 | 0 | 0 | 0 | 0 | 0 | 0 | 0 | 3 | 0 | | |
| 61241 | 1 | 0 | 0 | 1 | 0 | 0 | 0 | 1 | 0 | 0 | 0 | 0 | 0 | 0 | 0 | 0 | 0 | 0 | 0 | 0 | 0 | 0 | 0 | 0 | 0 | 0 | 0 | 1 | 0 | | |
| 61254 | 1 | 0 | 0 | 0 | 1 | 0 | 0 | 0 | 1 | 0 | 0 | 0 | 0 | 0 | 0 | 0 | 0 | 0 | 0 | 0 | 0 | 0 | 0 | 0 | 1 | 0 | 0 | 0 | 1 | | |
| 61258 | 1 | 0 | 1 | 0 | 0 | 0 | 0 | 1 | 0 | 0 | 0 | 0 | 0 | 0 | 0 | 0 | 0 | 0 | 0 | 0 | 0 | 0 | 0 | 0 | 0 | 0 | 0 | 1 | 0 | | |
| 61273 | 0 | 0 | 0 | 0 | 0 | 0 | 0 | 0 | 0 | 0 | 0 | 0 | 0 | 0 | 0 | 0 | 0 | 0 | 0 | 0 | 0 | 0 | 0 | 0 | 0 | 0 | 0 | 0 | 0 | | |
| 61314 | 4 | 1 | 1 | 2 | 0 | 0 | 0 | 4 | 0 | 0 | 0 | 0 | 0 | 0 | 0 | 0 | 0 | 0 | 0 | 0 | 0 | 0 | 0 | 0 | 0 | 0 | 0 | 4 | 0 | | |
| 61345 | 1 | 0 | 0 | 1 | 0 | 0 | 0 | 1 | 0 | 0 | 0 | 0 | 0 | 0 | 0 | 0 | 0 | 0 | 0 | 0 | 0 | 0 | 0 | 0 | 0 | 0 | 0 | 1 | 0 | | |
| 61349 | 0 | 0 | 0 | 0 | 0 | 0 | 0 | 0 | 0 | 0 | 0 | 0 | 0 | 0 | 0 | 0 | 0 | 0 | 0 | 0 | 0 | 0 | 0 | 0 | 0 | 0 | 0 | 0 | 0 | | |
| 61368 | 0 | 0 | 0 | 0 | 0 | 0 | 0 | 0 | 0 | 0 | 0 | 0 | 0 | 0 | 0 | 0 | 0 | 0 | 0 | 0 | 0 | 0 | 0 | 0 | 0 | 0 | 0 | 0 | 0 | | |
| 61376 | 1 | 1 | 0 | 0 | 0 | 0 | 0 | 1 | 0 | 0 | 0 | 0 | 0 | 0 | 0 | 0 | 0 | 0 | 0 | 0 | 0 | 0 | 0 | 0 | 0 | 0 | 0 | 1 | 0 | | |
| 61421 | 4 | 2 | 0 | 2 | 0 | 0 | 0 | 4 | 0 | 0 | 0 | 0 | 0 | 0 | 0 | 0 | 0 | 0 | 0 | 0 | 0 | 0 | 0 | 0 | 0 | 0 | 0 | 4 | 0 | | |
| 61434 | 1 | 0 | 1 | 0 | 0 | 0 | 0 | 1 | 0 | 0 | 0 | 0 | 0 | 0 | 0 | 0 | 0 | 0 | 0 | 0 | 0 | 0 | 0 | 0 | 0 | 0 | 0 | 1 | 0 | | |
| 61443 | 35 | 9 | 2 | 10 | 10 | 4 | 0 | 25 | 10 | 0 | 0 | 0 | 0 | 0 | 0 | 1 | 0 | 1 | 1 | 0 | 0 | 0 | 0 | 0 | 0 | 3 | 5 | 21 | 14 | | |
| 61483 | 4 | 2 | 1 | 1 | 0 | 0 | 0 | 4 | 0 | 0 | 0 | 0 | 0 | 0 | 0 | 0 | 0 | 0 | 0 | 0 | 0 | 0 | 0 | 0 | 0 | 0 | 0 | 4 | 0 | | |
| 61491 | 1 | 1 | 0 | 0 | 0 | 0 | 0 | 1 | 0 | 0 | 0 | 0 | 0 | 0 | 0 | 0 | 0 | 0 | 0 | 0 | 0 | 0 | 0 | 0 | 0 | 0 | 0 | 1 | 0 | | |
| 61525 | 18 | 0 | 0 | 2 | 12 | 4 | 0 | 17 | 1 | 0 | 0 | 0 | 0 | 0 | 0 | 0 | 0 | 0 | 0 | 0 | 0 | 0 | 0 | 0 | 0 | 0 | 0 | 2 | 16 | | |
| 61548 | 30 | 0 | 0 | 0 | 19 | 9 | 2 | 5 | 25 | 0 | 0 | 1 | 0 | 0 | 0 | 0 | 0 | 0 | 0 | 2 | 18 | 0 | 0 | 0 | 5 | 0 | 0 | 0 | 30 | | |
| 61550 | 36 | 0 | 0 | 0 | 23 | 13 | 0 | 0 | 36 | 0 | 0 | 0 | 0 | 0 | 0 | 0 | 0 | 0 | 13 | 22 | 0 | 0 | 0 | 9 | 4 | 3 | 0 | 36 | | | |
| 61554 | 35 | 9 | 18 | 8 | 0 | 0 | 0 | 34 | 1 | 4 | 0 | 1 | 1 | 0 | 0 | 0 | 0 | 0 | 0 | 0 | 0 | 0 | 0 | 0 | 0 | 0 | 0 | 35 | 0 | | |
| 61564 | 3 | 0 | 0 | 0 | 1 | 2 | 0 | 2 | 1 | 0 | 0 | 0 | 0 | 0 | 0 | 0 | 0 | 0 | 1 | 0 | 0 | 0 | 0 | 0 | 0 | 0 | 0 | 0 | 3 | | |
| 61568 | 7 | 0 | 0 | 4 | 2 | 1 | 0 | 1 | 6 | 0 | 0 | 3 | 0 | 3 | 0 | 0 | 0 | 1 | 0 | 1 | 0 | 0 | 0 | 0 | 0 | 0 | 1 | 4 | 3 | | |
| 61571 | 4 | 0 | 0 | 1 | 1 | 2 | 0 | 3 | 1 | 0 | 0 | 1 | 0 | 0 | 0 | 0 | 0 | 0 | 1 | 0 | 0 | 0 | 0 | 0 | 0 | 0 | 0 | 1 | 3 | | |
| 61603 | 36 | 12 | 10 | 5 | 4 | 5 | 0 | 35 | 1 | 0 | 0 | 0 | 0 | 0 | 0 | 0 | 0 | 0 | 0 | 0 | 0 | 1 | 1 | 0 | 0 | 0 | 0 | 27 | 9 | | |
| 61604 | 132 | 1 | 0 | 21 | 84 | 25 | 1 | 3 | 129 | 0 | 0 | 5 | 3 | 2 | 0 | 0 | 0 | 0 | 17 | 1 | 1 | 19 | 92 | 0 | 0 | 9 | 15 | 2 | 22 | 110 | |
| 61605 | 149 | 0 | 3 | 32 | 73 | 34 | 7 | 17 | 132 | 2 | 0 | 6 | 0 | 4 | 0 | 21 | 0 | 0 | 0 | 5 | 21 | 64 | 0 | 0 | 0 | 0 | 17 | 35 | 114 | | |
| 61614 | 30 | 8 | 7 | 15 | 0 | 0 | 0 | 27 | 3 | 2 | 0 | 0 | 3 | 0 | 0 | 0 | 0 | 0 | 0 | 0 | 0 | 0 | 0 | 0 | 0 | 0 | 0 | 30 | 0 | | |
| 61615 | 11 | 1 | 7 | 3 | 0 | 0 | 0 | 5 | 6 | 0 | 0 | 0 | 5 | 0 | 0 | 0 | 0 | 0 | 0 | 0 | 0 | 0 | 0 | 0 | 0 | 0 | 0 | 11 | 0 | | |
| 61734 | 0 | 0 | 0 | 0 | 0 | 0 | 0 | 0 | 0 | 0 | 0 | 0 | 0 | 0 | 0 | 0 | 0 | 0 | 0 | 0 | 0 | 0 | 0 | 0 | 0 | 0 | 0 | 0 | 0 | | |
| 61738 | 11 | 0 | 0 | 0 | 7 | 4 | 0 | 0 | 11 | 0 | 0 | 0 | 0 | 0 | 0 | 0 | 0 | 0 | 1 | 9 | 0 | 0 | 0 | 0 | 0 | 0 | 1 | 0 | 11 | | |
| TOTAL | 563 | 48 | 54 | 111 | 237 | 103 | 10 | 199 | 364 | 8 | 0 | 17 | 12 | 10 | 0 | 21 | 0 | 0 | 19 | 1 | 8 | 59 | 205 | 1 | 1 | 0 | 24 | 22 | 29 | 213 | 350 |

Screenings Reported by CFC/CPS/DCFS and ZIP / FY2024 Q3

| Zip Code | Total Screened | Screenings of Children involved with DCFS | | | | | | | | | | # of Children Ages 0 to 3 Referred to | | | | | | | | # of Children Ages 3 to 5 Referred to | | | | | | | | Sub-Totals | | | | | |
|----------|--|---|-------|-------|-------|-------|-----|----|--------------|----------------|---------------------------|---------------------------------------|----------------|--------|------------|-----|-------------------|--------------------|----|---------------------------------------|-------------------|-------------|------------|-----|----|--------------------|----|----------------|-------------------|-------------|----------------|------------------|---|
| | | Ages (in Months) | | | | | | | Not Referred | Total Referred | In Intact Family Services | Children of Teen Wards | In Foster Care | LEA EI | LEA (ECSE) | EHS | PI (center-based) | Child Care Program | HV | Other Services | Multiple Services | Rescreening | LEA (ECSE) | PFA | HS | Child Care Program | HV | Other Services | Multiple Services | Rescreening | Ages 0-35 mos. | Ages 36-61+ mos. | |
| | | 0-11 | 12-23 | 24-35 | 36-47 | 48-60 | 61+ | | | | | | | | | | | | | | | | | | | | | | | | | | |
| | | | | | | | | | | | | | | | | | | | | | | | | | | | | | | | | | |
| CFC #15 | Child & Family Connections, Services of Will, Grundy, & Kankakee Counties, Inc., 2300 Glenwood Ave, Joliet, IL 60435 - Rachel Cimino | | | | | | | | | | | | | | | | | | | | | | | | | | | | | | | | |
| 60401 | 0 | 0 | 0 | 0 | 0 | 0 | 0 | 0 | 0 | 0 | 0 | 0 | 0 | 0 | 0 | 0 | 0 | 0 | 0 | 0 | 0 | 0 | 0 | 0 | 0 | 0 | 0 | 0 | 0 | 0 | 0 | 0 | 0 |
| 60404 | 27 | 0 | 0 | 1 | 8 | 16 | 2 | 17 | 10 | 0 | 0 | 0 | 0 | 1 | 0 | 0 | 0 | 0 | 0 | 0 | 0 | 0 | 1 | 5 | 0 | 0 | 0 | 3 | 0 | 0 | 1 | 26 | |
| 60408 | 18 | 0 | 0 | 4 | 9 | 5 | 0 | 10 | 8 | 0 | 0 | 0 | 0 | 2 | 0 | 0 | 0 | 0 | 0 | 0 | 0 | 6 | 0 | 0 | 0 | 0 | 0 | 0 | 0 | 4 | 14 | | |
| 60410 | 0 | 0 | 0 | 0 | 0 | 0 | 0 | 0 | 0 | 0 | 0 | 0 | 0 | 0 | 0 | 0 | 0 | 0 | 0 | 0 | 0 | 0 | 0 | 0 | 0 | 0 | 0 | 0 | 0 | 0 | 0 | 0 | |
| 60416 | 14 | 0 | 0 | 0 | 10 | 3 | 1 | 6 | 8 | 14 | 0 | 0 | 0 | 0 | 0 | 0 | 0 | 0 | 0 | 0 | 4 | 3 | 0 | 0 | 0 | 0 | 0 | 1 | 0 | 14 | | | |
| 60417 | 42 | 0 | 0 | 1 | 25 | 12 | 4 | 1 | 41 | 0 | 0 | 0 | 0 | 0 | 0 | 0 | 0 | 0 | 0 | 0 | 6 | 28 | 0 | 0 | 0 | 0 | 0 | 7 | 1 | 41 | | | |
| 60421 | 0 | 0 | 0 | 0 | 0 | 0 | 0 | 0 | 0 | 0 | 0 | 0 | 0 | 0 | 0 | 0 | 0 | 0 | 0 | 0 | 0 | 0 | 0 | 0 | 0 | 0 | 0 | 0 | 0 | 0 | 0 | 0 | |
| 60423 | 18 | 0 | 0 | 0 | 11 | 7 | 0 | 14 | 4 | 0 | 0 | 0 | 0 | 0 | 0 | 0 | 0 | 0 | 0 | 0 | 0 | 4 | 0 | 0 | 0 | 0 | 0 | 0 | 0 | 0 | 18 | | |
| 60432 | 31 | 4 | 5 | 1 | 13 | 7 | 1 | 31 | 0 | 0 | 0 | 0 | 0 | 0 | 0 | 0 | 0 | 0 | 0 | 0 | 0 | 0 | 0 | 0 | 0 | 0 | 0 | 0 | 10 | 21 | | | |
| 60433 | 0 | 0 | 0 | 0 | 0 | 0 | 0 | 0 | 0 | 0 | 0 | 0 | 0 | 0 | 0 | 0 | 0 | 0 | 0 | 0 | 0 | 0 | 0 | 0 | 0 | 0 | 0 | 0 | 0 | 0 | 0 | 0 | |
| 60435 | 75 | 27 | 28 | 20 | 0 | 0 | 0 | 74 | 1 | 3 | 0 | 0 | 1 | 0 | 0 | 0 | 0 | 0 | 0 | 0 | 0 | 0 | 0 | 0 | 0 | 0 | 0 | 0 | 75 | 0 | 0 | | |
| 60436 | 0 | 0 | 0 | 0 | 0 | 0 | 0 | 0 | 0 | 0 | 0 | 0 | 0 | 0 | 0 | 0 | 0 | 0 | 0 | 0 | 0 | 0 | 0 | 0 | 0 | 0 | 0 | 0 | 0 | 0 | 0 | 0 | |
| 60442 | 0 | 0 | 0 | 0 | 0 | 0 | 0 | 0 | 0 | 0 | 0 | 0 | 0 | 0 | 0 | 0 | 0 | 0 | 0 | 0 | 0 | 0 | 0 | 0 | 0 | 0 | 0 | 0 | 0 | 0 | 0 | 0 | |
| 60444 | 0 | 0 | 0 | 0 | 0 | 0 | 0 | 0 | 0 | 0 | 0 | 0 | 0 | 0 | 0 | 0 | 0 | 0 | 0 | 0 | 0 | 0 | 0 | 0 | 0 | 0 | 0 | 0 | 0 | 0 | 0 | 0 | |
| 60446 | 240 | 0 | 0 | 0 | 137 | 98 | 5 | 0 | 240 | 0 | 0 | 0 | 0 | 0 | 0 | 0 | 0 | 0 | 0 | 0 | 12 | 74 | 0 | 0 | 0 | 0 | 0 | 154 | 0 | 240 | | | |
| 60447 | 5 | 2 | 2 | 1 | 0 | 0 | 0 | 2 | 3 | 0 | 0 | 0 | 3 | 0 | 0 | 0 | 0 | 2 | 0 | 0 | 0 | 0 | 0 | 0 | 0 | 0 | 0 | 0 | 5 | 0 | 0 | | |
| 60448 | 34 | 0 | 0 | 1 | 19 | 14 | 0 | 7 | 27 | 0 | 0 | 0 | 0 | 0 | 0 | 0 | 0 | 0 | 0 | 1 | 1 | 9 | 0 | 0 | 0 | 0 | 0 | 16 | 1 | 33 | | | |
| 60450 | 77 | 6 | 13 | 10 | 26 | 20 | 2 | 57 | 20 | 0 | 0 | 0 | 1 | 0 | 0 | 0 | 0 | 0 | 0 | 0 | 10 | 9 | 0 | 0 | 0 | 0 | 0 | 29 | 48 | | | | |
| 60451 | 0 | 0 | 0 | 0 | 0 | 0 | 0 | 0 | 0 | 0 | 0 | 0 | 0 | 0 | 0 | 0 | 0 | 0 | 0 | 0 | 0 | 0 | 0 | 0 | 0 | 0 | 0 | 0 | 0 | 0 | 0 | 0 | |
| 60481 | 32 | 0 | 0 | 7 | 17 | 7 | 1 | 0 | 32 | 0 | 0 | 0 | 0 | 2 | 0 | 0 | 0 | 0 | 0 | 0 | 6 | 22 | 0 | 0 | 0 | 0 | 0 | 1 | 7 | 25 | | | |
| 60491 | 13 | 0 | 0 | 0 | 4 | 9 | 0 | 3 | 10 | 0 | 0 | 0 | 0 | 0 | 0 | 0 | 0 | 0 | 0 | 0 | 10 | 0 | 0 | 0 | 0 | 0 | 0 | 0 | 13 | | | | |
| 60518 | 0 | 0 | 0 | 0 | 0 | 0 | 0 | 0 | 0 | 0 | 0 | 0 | 0 | 0 | 0 | 0 | 0 | 0 | 0 | 0 | 0 | 0 | 0 | 0 | 0 | 0 | 0 | 0 | 0 | 0 | 0 | 0 | |
| 60531 | 0 | 0 | 0 | 0 | 0 | 0 | 0 | 0 | 0 | 0 | 0 | 0 | 0 | 0 | 0 | 0 | 0 | 0 | 0 | 0 | 0 | 0 | 0 | 0 | 0 | 0 | 0 | 0 | 0 | 0 | 0 | 0 | |
| 60544 | 115 | 0 | 0 | 50 | 37 | 27 | 1 | 13 | 102 | 0 | 0 | 0 | 0 | 0 | 0 | 0 | 0 | 0 | 0 | 0 | 68 | 34 | 0 | 0 | 0 | 0 | 0 | 50 | 65 | | | | |
| 60549 | 0 | 0 | 0 | 0 | 0 | 0 | 0 | 0 | 0 | 0 | 0 | 0 | 0 | 0 | 0 | 0 | 0 | 0 | 0 | 0 | 0 | 0 | 0 | 0 | 0 | 0 | 0 | 0 | 0 | 0 | 0 | 0 | |
| 60551 | 0 | 0 | 0 | 0 | 0 | 0 | 0 | 0 | 0 | 0 | 0 | 0 | 0 | 0 | 0 | 0 | 0 | 0 | 0 | 0 | 0 | 0 | 0 | 0 | 0 | 0 | 0 | 0 | 0 | 0 | 0 | 0 | |
| 60901 | 14 | 8 | 5 | 1 | 0 | 0 | 0 | 14 | 0 | 0 | 0 | 0 | 0 | 0 | 0 | 0 | 0 | 0 | 0 | 0 | 0 | 0 | 0 | 0 | 0 | 0 | 0 | 14 | 0 | 0 | | | |
| 60914 | 0 | 0 | 0 | 0 | 0 | 0 | 0 | 0 | 0 | 0 | 0 | 0 | 0 | 0 | 0 | 0 | 0 | 0 | 0 | 0 | 0 | 0 | 0 | 0 | 0 | 0 | 0 | 0 | 0 | 0 | 0 | 0 | |
| 60915 | 109 | 9 | 21 | 33 | 39 | 7 | 0 | 46 | 63 | 0 | 0 | 0 | 4 | 0 | 0 | 0 | 0 | 0 | 0 | 0 | 1 | 57 | 0 | 0 | 0 | 0 | 0 | 1 | 63 | 46 | | | |
| 60954 | 0 | 0 | 0 | 0 | 0 | 0 | 0 | 0 | 0 | 0 | 0 | 0 | 0 | 0 | 0 | 0 | 0 | 0 | 0 | 0 | 0 | 0 | 0 | 0 | 0 | 0 | 0 | 0 | 0 | 0 | 0 | 0 | |
| 60964 | 0 | 0 | 0 | 0 | 0 | 0 | 0 | 0 | 0 | 0 | 0 | 0 | 0 | 0 | 0 | 0 | 0 | 0 | 0 | 0 | 0 | 0 | 0 | 0 | 0 | 0 | 0 | 0 | 0 | 0 | 0 | 0 | |
| 61301 | 47 | 0 | 0 | 2 | 9 | 24 | 12 | 44 | 3 | 0 | 0 | 0 | 0 | 0 | 0 | 0 | 0 | 0 | 0 | 0 | 0 | 0 | 0 | 0 | 0 | 1 | 0 | 2 | 2 | 45 | | | |
| 61341 | 19 | 0 | 0 | 6 | 12 | 1 | 0 | 0 | 19 | 0 | 0 | 0 | 1 | 0 | 0 | 0 | 5 | 0 | 0 | 0 | 1 | 7 | 0 | 0 | 0 | 4 | 1 | 0 | 6 | 13 | | | |

Screenings Reported by CFC/CPS/DCFS and ZIP / FY2024 Q3

| Zip Code | Total Screened | Ages (in Months) | | | | | | | Not Referred | Total Referred | Screenings of Children involved with DCFS | | | # of Children Ages 0 to 3 Referred to | | | | | | | | | | # of Children Ages 3 to 5 Referred to | | | | | | | | Sub-Totals | | | | | | | | | | | | | | | | | | | | | | | | | | | | | | | | | | | | | | | | | | | | | | | | | | | | | | | | | | | | | | | | | | | | | | | | | | | | | | | | | | | | | | | | | | | | | | | | | | | | | | | | | | | | | | | | | | | | | | | | | | | | | | | | | | | | | | | | | | | | | | | | | | | | | | | | | | | | | | | | | | | | | | | | | | | | | | | | | | | | | | | | | | | | | | | | | | | | | | | | | | | | | | | | | | | | | | | | | | | | | | | | | | | | | | | | | | | | | | | | | | | | | | | | | | | | | | | | | | | | | | | | | | | | | | | | | | | | | | | | | | | | | | | | | | | | | | | | | | | | | | | | | | | | | | | | | | | | | | | | | | | | | | | | | | | | | | | | | | | | | | | | | | | | | | | | | | | | | | | | | | | | | | | | | | | | | | | | | | | | | | | | | | | | | | | | | | | | | | | | | | | | | | | | | | | | | | | | | | | | | | | | | | | | | | | | | | | | | | | | | | | | | | | | | | | | | | | | | | | | | | | | | | | | | | | | | | | | | | | | | | | | | | | | | | | | | | | | | | | | | | | | | | | | | | | | | | | | | | | | | | | | | | | | | | | | | | | | | | | | | | | | | | | | | | | | | | | | | | | | | | | | | | | | | | | | | | | | | | | | | | | | | | | | | | | | | | | | | | | | | | | | | | | | | | | | | | | | | | | | | | | | | | | | | | | | | | | | | | | | | | | | | | | | | | | | | | | | | | | | | | | | | | | | | | | | | | | | | | | | | | | | | | | | | | | | | | | | | | | | | | | | | | | | | | | | | | | | | | | | | | | | | | | | | | | | | | | | | | | | | | | | | | | | | | | | | | | | | | | | | | | | | | | | | | | | | | | | | | | | | | | | | | | | | | | | | | | | | | | | | | | | | | | | | | | | | | | | | | | | | | | | | | | | | | | | | | | | | | | | | | | | | | | | | | | | | | | | | | | | | | | | | | | | | | | | | | | | | | | | | | | | | | | | | | | | | | | | | | | | | | | | | | | | | | | | | | | | | | | | | | | | | | | | | | | | | | | | | | | | | | | | | | | | | | | | | | | | | | | | | | | | | | | | | | | | | | | | | | | | | | | | | | | | | | | | | | | | | | | | | | | | | | | | | | | | | | | | | | | | | | | | | | | | | | | | | | | | | | | | | | | | | | | | | | | | | | | | | | | | | | | | | | | | | | | | | | | | | | | | | | | | | | | | | | | | | | | | | | | | | | | | | | | | | | | | | | | | | | | | | | | | | | | | | | | | | | | | | | | | | | | | | | | | | | | | | | | | | | | | | | | | | | | | | | | | | | | | | | | | | | | | | | | | | | | | | | | | | | | | | | | | | | | | | | | | | | | | | | | | | | | | | | | | | | | | | | | | | | | | | | | | | | | | | | | | | | | | | | | | | | | | | | | | | | | | | | | | | | | | | | | | | | | | | | | | | | | | | | | | | | | | | | | | | | | | | | | | | | | | | | | | | | | | | | | | | | | | | | | | | | | | | | | | | | | | | | | | | | | | | | | | | | | | | | | | |
|----------|----------------|------------------|-------|-------|-------|-------|-----|--|--------------|----------------|---|------------------------|----------------|---------------------------------------|------------|-----|-------------------|--------------------|----|----------------|-------------------|-------------|------------|---------------------------------------|----|--------------------|----|----------------|-------------------|-------------|----------------|------------------|--|--|--|--|--|--|--|--|--|--|--|--|--|--|--|--|--|--|--|--|--|--|--|--|--|--|--|--|--|--|--|--|--|--|--|--|--|--|--|--|--|--|--|--|--|--|--|--|--|--|--|--|--|--|--|--|--|--|--|--|--|--|--|--|--|--|--|--|--|--|--|--|--|--|--|--|--|--|--|--|--|--|--|--|--|--|--|--|--|--|--|--|--|--|--|--|--|--|--|--|--|--|--|--|--|--|--|--|--|--|--|--|--|--|--|--|--|--|--|--|--|--|--|--|--|--|--|--|--|--|--|--|--|--|--|--|--|--|--|--|--|--|--|--|--|--|--|--|--|--|--|--|--|--|--|--|--|--|--|--|--|--|--|--|--|--|--|--|--|--|--|--|--|--|--|--|--|--|--|--|--|--|--|--|--|--|--|--|--|--|--|--|--|--|--|--|--|--|--|--|--|--|--|--|--|--|--|--|--|--|--|--|--|--|--|--|--|--|--|--|--|--|--|--|--|--|--|--|--|--|--|--|--|--|--|--|--|--|--|--|--|--|--|--|--|--|--|--|--|--|--|--|--|--|--|--|--|--|--|--|--|--|--|--|--|--|--|--|--|--|--|--|--|--|--|--|--|--|--|--|--|--|--|--|--|--|--|--|--|--|--|--|--|--|--|--|--|--|--|--|--|--|--|--|--|--|--|--|--|--|--|--|--|--|--|--|--|--|--|--|--|--|--|--|--|--|--|--|--|--|--|--|--|--|--|--|--|--|--|--|--|--|--|--|--|--|--|--|--|--|--|--|--|--|--|--|--|--|--|--|--|--|--|--|--|--|--|--|--|--|--|--|--|--|--|--|--|--|--|--|--|--|--|--|--|--|--|--|--|--|--|--|--|--|--|--|--|--|--|--|--|--|--|--|--|--|--|--|--|--|--|--|--|--|--|--|--|--|--|--|--|--|--|--|--|--|--|--|--|--|--|--|--|--|--|--|--|--|--|--|--|--|--|--|--|--|--|--|--|--|--|--|--|--|--|--|--|--|--|--|--|--|--|--|--|--|--|--|--|--|--|--|--|--|--|--|--|--|--|--|--|--|--|--|--|--|--|--|--|--|--|--|--|--|--|--|--|--|--|--|--|--|--|--|--|--|--|--|--|--|--|--|--|--|--|--|--|--|--|--|--|--|--|--|--|--|--|--|--|--|--|--|--|--|--|--|--|--|--|--|--|--|--|--|--|--|--|--|--|--|--|--|--|--|--|--|--|--|--|--|--|--|--|--|--|--|--|--|--|--|--|--|--|--|--|--|--|--|--|--|--|--|--|--|--|--|--|--|--|--|--|--|--|--|--|--|--|--|--|--|--|--|--|--|--|--|--|--|--|--|--|--|--|--|--|--|--|--|--|--|--|--|--|--|--|--|--|--|--|--|--|--|--|--|--|--|--|--|--|--|--|--|--|--|--|--|--|--|--|--|--|--|--|--|--|--|--|--|--|--|--|--|--|--|--|--|--|--|--|--|--|--|--|--|--|--|--|--|--|--|--|--|--|--|--|--|--|--|--|--|--|--|--|--|--|--|--|--|--|--|--|--|--|--|--|--|--|--|--|--|--|--|--|--|--|--|--|--|--|--|--|--|--|--|--|--|--|--|--|--|--|--|--|--|--|--|--|--|--|--|--|--|--|--|--|--|--|--|--|--|--|--|--|--|--|--|--|--|--|--|--|--|--|--|--|--|--|--|--|--|--|--|--|--|--|--|--|--|--|--|--|--|--|--|--|--|--|--|--|--|--|--|--|--|--|--|--|--|--|--|--|--|--|--|--|--|--|--|--|--|--|--|--|--|--|--|--|--|--|--|--|--|--|--|--|--|--|--|--|--|--|--|--|--|--|--|--|--|--|--|--|--|--|--|--|--|--|--|--|--|--|--|--|--|--|--|--|--|--|--|--|--|--|--|--|--|--|--|--|--|--|--|--|--|--|--|--|--|--|--|--|--|--|--|--|--|--|--|--|--|--|--|--|--|--|--|--|--|--|--|--|--|--|--|--|--|--|--|--|--|--|--|--|--|--|--|--|--|--|--|--|--|--|--|--|--|--|--|--|--|--|--|--|--|--|--|--|--|--|--|--|--|--|--|--|--|--|--|--|--|--|--|--|--|--|--|--|--|--|--|--|--|--|--|--|--|--|--|--|--|--|--|--|--|--|--|--|--|--|--|--|--|--|--|--|--|--|--|--|--|--|--|--|--|--|--|--|--|--|--|--|--|--|--|--|--|--|--|--|--|--|--|--|--|--|--|--|--|--|--|--|--|--|--|--|--|--|--|--|--|--|--|--|--|--|--|--|--|--|--|--|--|--|--|--|--|--|--|--|--|--|--|--|--|--|--|--|--|--|--|--|--|--|--|--|--|--|--|--|--|--|--|--|--|--|--|--|--|--|--|--|--|--|--|--|--|--|--|--|--|--|--|--|--|--|--|--|--|--|--|--|--|--|--|--|--|--|--|--|--|--|--|--|--|--|--|--|--|--|--|--|--|--|--|--|--|--|--|--|--|--|--|--|--|--|--|--|--|--|--|--|--|--|--|--|--|--|--|--|--|--|--|--|--|--|--|--|--|--|--|--|--|--|--|--|--|--|--|--|--|--|--|--|--|--|--|--|--|--|--|--|--|--|--|--|--|--|--|--|--|--|--|--|--|--|--|--|--|--|--|--|--|--|--|--|--|--|--|--|--|--|--|--|--|--|--|--|--|--|--|--|--|--|--|--|--|--|--|--|--|--|--|--|--|--|--|--|--|--|--|--|--|--|--|--|--|--|--|--|--|--|--|--|--|--|--|--|--|--|--|--|--|--|--|--|--|--|--|--|--|--|--|--|--|--|--|--|--|--|--|--|--|--|--|--|--|--|--|--|--|--|--|--|--|--|--|--|--|--|--|--|--|--|--|--|--|--|--|--|--|--|--|--|--|--|--|--|--|--|--|--|--|--|--|--|--|--|--|--|--|--|--|--|--|--|--|--|--|--|--|--|--|--|--|--|--|--|--|--|--|--|--|--|--|--|--|--|--|--|--|--|--|--|--|--|--|--|--|--|--|--|----|
| | | | | | | | | | | | In Intact Family Services | Children of Teen Wards | In Foster Care | LEA EI | LEA (ECSE) | EHS | PI (center-based) | Child Care Program | HV | Other Services | Multiple Services | Rescreening | LEA (ECSE) | PFA | HS | Child Care Program | HV | Other Services | Multiple Services | Rescreening | Ages 0-35 mos. | Ages 36-61+ mos. | | | | | | | | | | | | | | | | | | | | | | | | | | | | | | | | | | | | | | | | | | | | | | | | | | | | | | | | | | | | | | | | | | | | | | | | | | | | | | | | | | | | | | | | | | | | | | | | | | | | | | | | | | | | | | | | | | | | | | | | | | | | | | | | | | | | | | | | | | | | | | | | | | | | | | | | | | | | | | | | | | | | | | | | | | | | | | | | | | | | | | | | | | | | | | | | | | | | | | | | | | | | | | | | | | | | | | | | | | | | | | | | | | | | | | | | | | | | | | | | | | | | | | | | | | | | | | | | | | | | | | | | | | | | | | | | | | | | | | | | | | | | | | | | | | | | | | | | | | | | | | | | | | | | | | | | | | | | | | | | | | | | | | | | | | | | | | | | | | | | | | | | | | | | | | | | | | | | | | | | | | | | | | | | | | | | | | | | | | | | | | | | | | | | | | | | | | | | | | | | | | | | | | | | | | | | | | | | | | | | | | | | | | | | | | | | | | | | | | | | | | | | | | | | | | | | | | | | | | | | | | | | | | | | | | | | | | | | | | | | | | | | | | | | | | | | | | | | | | | | | | | | | | | | | | | | | | | | | | | | | | | | | | | | | | | | | | | | | | | | | | | | | | | | | | | | | | | | | | | | | | | | | | | | | | | | | | | | | | | | | | | | | | | | | | | | | | | | | | | | | | | | | | | | | | | | | | | | | | | | | | | | | | | | | | | | | | | | | | | | | | | | | | | | | | | | | | | | | | | | | | | | | | | | | | | | | | | | | | | | | | | | | | | | | | | | | | | | | | | | | | | | | | | | | | | | | | | | | | | | | | | | | | | | | | | | | | | | | | | | | | | | | | | | | | | | | | | | | | | | | | | | | | | | | | | | | | | | | | | | | | | | | | | | | | | | | | | | | | | | | | | | | | | | | | | | | | | | | | | | | | | | | | | | | | | | | | | | | | | | | | | | | | | | | | | | | | | | | | | | | | | | | | | | | | | | | | | | | | | | | | | | | | | | | | | | | | | | | | | | | | | | | | | | | | | | | | | | | | | | | | | | | | | | | | | | | | | | | | | | | | | | | | | | | | | | | | | | | | | | | | | | | | | | | | | | | | | | | | | | | | | | | | | | | | | | | | | | | | | | | | | | | | | | | | | | | | | | | | | | | | | | | | | | | | | | | | | | | | | | | | | | | | | | | | | | | | | | | | | | | | | | | | | | | | | | | | | | | | | | | | | | | | | | | | | | | | | | | | | | | | | | | | | | | | | | | | | | | | | | | | | | | | | | | | | | | | | | | | | | | | | | | | | | | | | | | | | | | | | | | | | | | | | | | | | | | | | | | | | | | | | | | | | | | | | | | | | | | | | | | | | | | | | | | | | | | | | | | | | | | | | | | | | | | | | | | | | | | | | | | | | | | | | | | | | | | | | | | | | | | | | | | | | | | | | | | | | | | | | | | | | | | | | | | | | | | | | | | | | | | | | | | | | | | | | | | | | | | | | | | | | | | | | | | | | | | | | | | | | | | | | | | | | | | | | | | | | | | | | | | | | | | | | | | | | | |
| | | 0-11 | 12-23 | 24-35 | 36-47 | 48-60 | 61+ | | | | | | | | | | | | | | | | | | | | | | | | | | | | | | | | | | | | | | | | | | | | | | | | | | | | | | | | | | | | | | | | | | | | | | | | | | | | | | | | | | | | | | | | | | | | | | | | | | | | | | | | | | | | | | | | | | | | | | | | | | | | | | | | | | | | | | | | | | | | | | | | | | | | | | | | | | | | | | | | | | | | | | | | | | | | | | | | | | | | | | | | | | | | | | | | | | | | | | | | | | | | | | | | | | | | | | | | | | | | | | | | | | | | | | | | | | | | | | | | | | | | | | | | | | | | | | | | | | | | | | | | | | | | | | | | | | | | | | | | | | | | | | | | | | | | | | | | | | | | | | | | | | | | | | | | | | | | | | | | | | | | | | | | | | | | | | | | | | | | | | | | | | | | | | | | | | | | | | | | | | | | | | | | | | | | | | | | | | | | | | | | | | | | | | | | | | | | | | | | | | | | | | | | | | | | | | | | | | | | | | | | | | | | | | | | | | | | | | | | | | | | | | | | | | | | | | | | | | | | | | | | | | | | | | | | | | | | | | | | | | | | | | | | | | | | | | | | | | | | | | | | | | | | | | | | | | | | | | | | | | | | | | | | | | | | | | | | | | | | | | | | | | | | | | | | | | | | | | | | | | | | | | | | | | | | | | | | | | | | | | | | | | | | | | | | | | | | | | | | | | | | | | | | | | | | | | | | | | | | | | | | | | | | | | | | | | | | | | | | | | | | | | | | | | | | | | | | | | | | | | | | | | | | | | | | | | | | | | | | | | | | | | | | | | | | | | | | | | | | | | | | | | | | | | | | | | | | | | | | | | | | | | | | | | | | | | | | | | | | | | | | | | | | | | | | | | | | | | | | | | | | | | | | | | | | | | | | | | | | | | | | | | | | | | | | | | | | | | | | | | | | | | | | | | | | | | | | | | | | | | | | | | | | | | | | | | | | | | | | | | | | | | | | | | | | | | | | | | | | | | | | | | | | | | | | | | | | | | | | | | | | | | | | | | | | | | | | | | | | | | | | | | | | | | | | | | | | | | | | | | | | | | | | | | | | | | | | | | | | | | | | | | | | | | | | | | | | | | | | | | | | | | | | | | | | | | | | | | | | | | | | | | | | | | | | | | | | | | | | | | | | | | | | | | | | | | | | | | | | | | | | | | | | | | | | | | | | | | | | | | | | | | | | | | | | | | | | | | | | | | | | | | | | | | | | | | | | | | | | | | | | | | | | | | | | | | | | | | | | | | | | | | | | | | | | | | | | | | | | | | | | | | | | | | | | | | | | | | | | | | | | | | | | | | | | | | | | | | | | | | | | | | | | | | | | | | | | | | | | | | | | | | | | | | | | | | | | | | | | | | | | | | | | | | | | | | | | | | | | | | | | | | | | | | | | | | | | | | | | | | | | | | | | | | | | | | | | | | | | | | | | | | | | | | | | | | | | | | | | | | | | | | | | | | | | | | | | | | | | | | | | | | | | | | | | | | | | | | | | | | | | | | | | | | | | | | | | | | | | | | | | | | | | | | | | | | | | | | | | | | | | | | | | | | | | | | | | | | | | | | | | | | | | | | | | | | | | | </ |

CFC #16 **Child & Family Connections, 201 W Springfield Ave, Ste 508 & 509, , Champaign, IL 61820 - Chris Johnson**

| | | | | | | | | | | | | | | | | | | | | | | | | | | | | | | | |
|-------|----|---|---|----|----|----|---|----|----|---|---|---|---|---|---|---|---|---|----|---|----|----|----|----|---|---|----|----|----|----|----|
| 60420 | 26 | 0 | 0 | 9 | 14 | 3 | 0 | 6 | 20 | 0 | 0 | 1 | 0 | 0 | 0 | 0 | 0 | 8 | 2 | 0 | 0 | 13 | 0 | 0 | 0 | 7 | 7 | 1 | 9 | 17 | |
| 60929 | 17 | 0 | 0 | 6 | 9 | 2 | 0 | 3 | 14 | 0 | 0 | 2 | 3 | 0 | 0 | 0 | 0 | 3 | 0 | 0 | 0 | 7 | 0 | 0 | 0 | 3 | 3 | 1 | 6 | 11 | |
| 60931 | 9 | 0 | 0 | 0 | 6 | 3 | 0 | 0 | 9 | 0 | 0 | 0 | 0 | 0 | 0 | 0 | 0 | 0 | 0 | 0 | 1 | 8 | 0 | 0 | 0 | 0 | 0 | 0 | 0 | 9 | |
| 60936 | 11 | 0 | 0 | 4 | 3 | 4 | 0 | 11 | 0 | 0 | 0 | 0 | 0 | 0 | 0 | 0 | 0 | 0 | 0 | 0 | 0 | 0 | 0 | 0 | 0 | 0 | 0 | 0 | 4 | 7 | |
| 60938 | 23 | 0 | 0 | 1 | 15 | 7 | 0 | 0 | 23 | 0 | 0 | 0 | 0 | 0 | 0 | 0 | 0 | 0 | 0 | 1 | 0 | 22 | 0 | 0 | 0 | 0 | 0 | 0 | 1 | 22 | |
| 60942 | 11 | 0 | 0 | 0 | 9 | 2 | 0 | 9 | 2 | 0 | 0 | 0 | 0 | 0 | 0 | 0 | 0 | 0 | 0 | 0 | 2 | 2 | 0 | 0 | 0 | 2 | 2 | 2 | 0 | 11 | |
| 60946 | 0 | 0 | 0 | 0 | 0 | 0 | 0 | 0 | 0 | 0 | 0 | 0 | 0 | 0 | 0 | 0 | 0 | 0 | 0 | 0 | 0 | 0 | 0 | 0 | 0 | 0 | 0 | 0 | 0 | 0 | |
| 60953 | 18 | 0 | 0 | 3 | 9 | 6 | 0 | 0 | 18 | 0 | 0 | 0 | 0 | 2 | 0 | 0 | 0 | 0 | 0 | 1 | 2 | 13 | 0 | 0 | 0 | 0 | 0 | 0 | 3 | 15 | |
| 60963 | 5 | 0 | 0 | 0 | 2 | 3 | 0 | 4 | 1 | 0 | 0 | 0 | 0 | 0 | 0 | 0 | 0 | 0 | 0 | 0 | 1 | 0 | 0 | 0 | 0 | 1 | 1 | 0 | 0 | 5 | |
| 60970 | 27 | 0 | 0 | 4 | 12 | 11 | 0 | 0 | 27 | 0 | 0 | 0 | 0 | 0 | 0 | 0 | 0 | 0 | 0 | 4 | 2 | 21 | 0 | 0 | 0 | 0 | 0 | 0 | 4 | 23 | |
| 61319 | 0 | 0 | 0 | 0 | 0 | 0 | 0 | 0 | 0 | 0 | 0 | 0 | 0 | 0 | 0 | 0 | 0 | 0 | 0 | 0 | 0 | 0 | 0 | 0 | 0 | 0 | 0 | 0 | 0 | 0 | |
| 61364 | 18 | 0 | 0 | 9 | 8 | 0 | 1 | 4 | 14 | 0 | 0 | 0 | 0 | 0 | 0 | 0 | 0 | 7 | 0 | 0 | 1 | 7 | 0 | 0 | 0 | 3 | 4 | 0 | 9 | 9 | |
| 61704 | 55 | 0 | 0 | 0 | 45 | 10 | 0 | 0 | 55 | 0 | 0 | 0 | 0 | 0 | 0 | 0 | 0 | 0 | 0 | 0 | 15 | 28 | 0 | 12 | 0 | 0 | 0 | 0 | 0 | 55 | |
| 61705 | 0 | 0 | 0 | 0 | 0 | 0 | 0 | 0 | 0 | 0 | 0 | 0 | 0 | 0 | 0 | 0 | 0 | 0 | 0 | 0 | 0 | 0 | 0 | 0 | 0 | 0 | 0 | 0 | 0 | 0 | |
| 61738 | 7 | 0 | 0 | 0 | 7 | 0 | 0 | 0 | 7 | 0 | 0 | 0 | 0 | 0 | 0 | 0 | 0 | 0 | 0 | 0 | 2 | 5 | 0 | 0 | 0 | 0 | 0 | 0 | 0 | 7 | |
| 61739 | 78 | 0 | 0 | 31 | 35 | 11 | 1 | 12 | 66 | 0 | 0 | 2 | 3 | 2 | 0 | 0 | 0 | 0 | 21 | 1 | 2 | 3 | 38 | 0 | 0 | 0 | 13 | 14 | 0 | 31 | 47 |
| 61740 | 17 | 0 | 0 | 6 | 7 | 4 | 0 | 2 | 15 | 0 | 0 | 0 | 0 | 0 | 0 | 0 | 0 | 6 | 0 | 0 | 0 | 8 | 0 | 0 | 0 | 4 | 3 | 0 | 6 | 11 | |
| 61745 | 0 | 0 | 0 | 0 | 0 | 0 | 0 | 0 | 0 | 0 | 0 | 0 | 0 | 0 | 0 | 0 | 0 | 0 | 0 | 0 | 0 | 0 | 0 | 0 | 0 | 0 | 0 | 0 | 0 | 0 | |
| 61761 | 0 | 0 | 0 | 0 | 0 | 0 | 0 | 0 | 0 | 0 | 0 | 0 | 0 | 0 | 0 | 0 | 0 | 0 | 0 | 0 | 0 | 0 | 0 | 0 | 0 | 0 | 0 | 0 | 0 | 0 | |
| 61764 | 45 | 0 | 0 | 0 | 45 | 0 | 0 | 10 | 35 | 1 | 0 | 1 | 0 | 0 | 0 | 0 | 0 | 0 | 0 | 0 | 0 | 35 | 0 | 0 | 0 | 0 | 0 | 0 | 0 | 45 | |
| 61801 | 8 | 4 | 0 | 4 | 0 | 0 | 0 | 8 | 0 | 0 | 0 | 0 | 0 | 0 | 0 | 0 | 0 | 0 | 0 | 0 | 0 | 0 | 0 | 0 | 0 | 0 | 0 | 0 | 8 | 0 | |
| 61817 | 15 | 0 | 0 | 0 | 13 | 2 | 0 | 11 | 4 | 0 | 0 | 1 | 0 | 0 | 0 | 0 | 0 | 0 | 0 | 0 | 1 | 3 | 0 | 0 | 0 | 1 | 1 | 3 | 0 | 15 | |
| 61820 | 14 | 8 | 4 | 2 | 0 | 0 | 0 | 10 | 4 | 0 | 0 | 0 | 2 | 0 | 0 | 0 | 0 | 0 | 0 | 2 | 4 | 0 | 0 | 0 | 0 | 0 | 0 | 0 | 14 | 0 | |

Screenings Reported by CFC/CPS/DCFS and ZIP / FY2024 Q3

| Zip Code | Total Screened | Ages (in Months) | | | | | | | Not Referred | Total Referred | Screenings of Children involved with DCFS | | | # of Children Ages 0 to 3 Referred to | | | | | | | | | | # of Children Ages 3 to 5 Referred to | | | | | | | | Sub-Totals | |
|----------|----------------|------------------|-------|-------|-------|-------|-----|-----|--------------|----------------|---|------------------------|----------------|---------------------------------------|------------|-----|-------------------|--------------------|----|----------------|-------------------|-------------|------------|---------------------------------------|----|--------------------|----|----------------|-------------------|-------------|----------------|------------------|--|
| | | | | | | | | | | | In Intact Family Services | Children of Teen Wards | In Foster Care | LEA EI | LEA (ECSE) | EHS | PI (center-based) | Child Care Program | HV | Other Services | Multiple Services | Rescreening | LEA (ECSE) | PFA | HS | Child Care Program | HV | Other Services | Multiple Services | Rescreening | Ages 0-35 mos. | Ages 36-61+ mos. | |
| | | 0-11 | 12-23 | 24-35 | 36-47 | 48-60 | 61+ | | | | | | | | | | | | | | | | | | | | | | | | | | |
| 61821 | 22 | 4 | 3 | 5 | 3 | 6 | 1 | 20 | 2 | 1 | 0 | 0 | 2 | 0 | 0 | 0 | 0 | 0 | 0 | 0 | 0 | 0 | 0 | 0 | 0 | 0 | 0 | 0 | 0 | 12 | 10 | | |
| 61832 | 78 | 9 | 5 | 0 | 51 | 13 | 0 | 57 | 21 | 1 | 0 | 2 | 1 | 0 | 0 | 0 | 0 | 0 | 0 | 1 | 1 | 5 | 10 | 0 | 0 | 0 | 7 | 6 | 8 | 14 | 64 | | |
| 61846 | 18 | 0 | 0 | 0 | 13 | 5 | 0 | 14 | 4 | 1 | 0 | 1 | 0 | 0 | 0 | 0 | 0 | 0 | 0 | 0 | 0 | 4 | 4 | 0 | 0 | 0 | 4 | 4 | 4 | 0 | 18 | | |
| 61853 | 12 | 0 | 0 | 6 | 5 | 1 | 0 | 3 | 9 | 0 | 0 | 0 | 0 | 6 | 0 | 0 | 0 | 0 | 0 | 0 | 0 | 3 | 0 | 0 | 0 | 0 | 0 | 0 | 0 | 6 | 6 | | |
| 61858 | 20 | 0 | 0 | 0 | 18 | 2 | 0 | 16 | 4 | 0 | 0 | 0 | 0 | 0 | 0 | 0 | 0 | 0 | 0 | 0 | 0 | 1 | 0 | 0 | 0 | 0 | 1 | 1 | 3 | 0 | 20 | | |
| 61864 | 0 | 0 | 0 | 0 | 0 | 0 | 0 | 0 | 0 | 0 | 0 | 0 | 0 | 0 | 0 | 0 | 0 | 0 | 0 | 0 | 0 | 0 | 0 | 0 | 0 | 0 | 0 | 0 | 0 | 0 | 0 | | |
| 61865 | 7 | 0 | 0 | 0 | 6 | 1 | 0 | 5 | 2 | 0 | 0 | 0 | 0 | 0 | 0 | 0 | 0 | 0 | 0 | 0 | 0 | 0 | 2 | 0 | 0 | 0 | 0 | 0 | 2 | 2 | 0 | 7 | |
| 61866 | 14 | 0 | 0 | 1 | 9 | 3 | 1 | 1 | 13 | 0 | 0 | 0 | 0 | 0 | 0 | 0 | 0 | 0 | 0 | 0 | 0 | 0 | 13 | 0 | 0 | 0 | 0 | 0 | 0 | 1 | 13 | | |
| 61873 | 0 | 0 | 0 | 0 | 0 | 0 | 0 | 0 | 0 | 0 | 0 | 0 | 0 | 0 | 0 | 0 | 0 | 0 | 0 | 0 | 0 | 0 | 0 | 0 | 0 | 0 | 0 | 0 | 0 | 0 | 0 | | |
| 61876 | 0 | 0 | 0 | 0 | 0 | 0 | 0 | 0 | 0 | 0 | 0 | 0 | 0 | 0 | 0 | 0 | 0 | 0 | 0 | 0 | 0 | 0 | 0 | 0 | 0 | 0 | 0 | 0 | 0 | 0 | 0 | | |
| 61878 | 0 | 0 | 0 | 0 | 0 | 0 | 0 | 0 | 0 | 0 | 0 | 0 | 0 | 0 | 0 | 0 | 0 | 0 | 0 | 0 | 0 | 0 | 0 | 0 | 0 | 0 | 0 | 0 | 0 | 0 | 0 | | |
| 61883 | 14 | 0 | 0 | 0 | 12 | 2 | 0 | 10 | 4 | 1 | 0 | 1 | 0 | 0 | 0 | 0 | 0 | 0 | 0 | 0 | 0 | 0 | 4 | 0 | 0 | 0 | 0 | 4 | 4 | 0 | 14 | | |
| TOTAL | 589 | 25 | 12 | 91 | 356 | 101 | 4 | 216 | 373 | 5 | 0 | 11 | 11 | 10 | 0 | 0 | 0 | 0 | 45 | 6 | 13 | 43 | 243 | 0 | 12 | 0 | 46 | 52 | 28 | 128 | 461 | | |

CFC #17 Child & Family Connections, ROE of Adams/Pike Counties, 510 Maine St, Ste 615, Quincy, IL 62301 - Kara Hoffman

| | | | | | | | | | | | | | | | | | | | | | | | | | | | | | | | |
|-------|----|---|----|----|----|----|---|----|----|---|---|---|---|---|---|---|---|---|---|---|---|---|---|---|---|---|----|----|----|----|---|
| 62013 | 5 | 0 | 0 | 0 | 3 | 2 | 0 | 2 | 3 | 0 | 0 | 0 | 0 | 0 | 0 | 0 | 0 | 0 | 0 | 0 | 0 | 0 | 0 | 0 | 0 | 0 | 0 | 0 | 3 | 0 | 5 |
| 62016 | 1 | 0 | 0 | 0 | 1 | 0 | 0 | 1 | 0 | 0 | 0 | 0 | 0 | 0 | 0 | 0 | 0 | 0 | 0 | 0 | 0 | 0 | 0 | 0 | 0 | 0 | 0 | 0 | 0 | 0 | 1 |
| 62044 | 17 | 0 | 0 | 6 | 9 | 2 | 0 | 8 | 9 | 0 | 0 | 0 | 0 | 0 | 0 | 0 | 0 | 0 | 0 | 3 | 0 | 0 | 0 | 0 | 0 | 0 | 0 | 6 | 6 | 11 | |
| 62047 | 26 | 0 | 0 | 1 | 17 | 8 | 0 | 13 | 13 | 0 | 0 | 0 | 0 | 0 | 0 | 0 | 0 | 0 | 0 | 0 | 0 | 0 | 0 | 0 | 0 | 0 | 13 | 1 | 25 | | |
| 62082 | 9 | 0 | 0 | 7 | 1 | 1 | 0 | 6 | 3 | 0 | 0 | 0 | 0 | 0 | 0 | 0 | 0 | 0 | 2 | 0 | 0 | 0 | 0 | 0 | 0 | 0 | 1 | 7 | 2 | | |
| 62092 | 17 | 0 | 0 | 6 | 4 | 8 | 0 | 5 | 12 | 2 | 0 | 0 | 0 | 0 | 0 | 0 | 0 | 0 | 7 | 0 | 0 | 0 | 0 | 0 | 0 | 0 | 6 | 6 | 12 | | |
| 62340 | 8 | 0 | 0 | 4 | 2 | 2 | 0 | 5 | 3 | 0 | 0 | 0 | 0 | 0 | 0 | 0 | 0 | 0 | 1 | 0 | 0 | 0 | 0 | 0 | 0 | 0 | 2 | 4 | 4 | | |
| 62345 | 47 | 5 | 12 | 19 | 11 | 0 | 0 | 45 | 2 | 0 | 0 | 0 | 0 | 0 | 0 | 0 | 0 | 0 | 0 | 0 | 0 | 0 | 0 | 0 | 0 | 0 | 2 | 36 | 11 | | |
| 62353 | 35 | 0 | 0 | 0 | 9 | 20 | 6 | 34 | 1 | 0 | 0 | 0 | 0 | 0 | 0 | 0 | 0 | 0 | 0 | 0 | 0 | 0 | 0 | 0 | 0 | 0 | 1 | 0 | 35 | | |
| 62363 | 69 | 0 | 0 | 18 | 31 | 20 | 0 | 45 | 24 | 0 | 0 | 1 | 0 | 0 | 0 | 0 | 0 | 0 | 0 | 7 | 0 | 0 | 0 | 0 | 0 | 0 | 17 | 18 | 51 | | |
| 62366 | 0 | 0 | 0 | 0 | 0 | 0 | 0 | 0 | 0 | 0 | 0 | 0 | 0 | 0 | 0 | 0 | 0 | 0 | 0 | 0 | 0 | 0 | 0 | 0 | 0 | 0 | 0 | 0 | 0 | 0 | |
| 62611 | 1 | 0 | 0 | 0 | 0 | 1 | 0 | 1 | 0 | 0 | 0 | 0 | 0 | 0 | 0 | 0 | 0 | 0 | 0 | 0 | 0 | 0 | 0 | 0 | 0 | 0 | 0 | 0 | 0 | 1 | |
| 62618 | 45 | 0 | 0 | 13 | 29 | 2 | 1 | 26 | 19 | 0 | 0 | 0 | 0 | 0 | 0 | 0 | 0 | 0 | 5 | 0 | 0 | 0 | 0 | 0 | 0 | 0 | 14 | 13 | 32 | | |
| 62621 | 0 | 0 | 0 | 0 | 0 | 0 | 0 | 0 | 0 | 0 | 0 | 0 | 0 | 0 | 0 | 0 | 0 | 0 | 0 | 0 | 0 | 0 | 0 | 0 | 0 | 0 | 0 | 0 | 0 | 0 | |
| 62628 | 0 | 0 | 0 | 0 | 0 | 0 | 0 | 0 | 0 | 0 | 0 | 0 | 0 | 0 | 0 | 0 | 0 | 0 | 0 | 0 | 0 | 0 | 0 | 0 | 0 | 0 | 0 | 0 | 0 | 0 | |
| 62638 | 7 | 0 | 0 | 5 | 1 | 1 | 0 | 6 | 1 | 0 | 0 | 0 | 0 | 0 | 0 | 0 | 0 | 0 | 1 | 0 | 0 | 0 | 0 | 0 | 0 | 0 | 0 | 5 | 2 | | |
| 62650 | 84 | 0 | 0 | 14 | 36 | 25 | 5 | 58 | 26 | 1 | 0 | 7 | 0 | 0 | 0 | 0 | 0 | 0 | 7 | 0 | 0 | 0 | 0 | 0 | 0 | 0 | 19 | 14 | 66 | | |
| 62653 | 0 | 0 | 0 | 0 | 0 | 0 | 0 | 0 | 0 | 0 | 0 | 0 | 0 | 0 | 0 | 0 | 0 | 0 | 0 | 0 | 0 | 0 | 0 | 0 | 0 | 0 | 0 | 0 | 0 | 0 | |

Screenings Reported by CFC/CPS/DCFS and ZIP / FY2024 Q3

| Zip Code | Total Screened | Ages (in Months) | | | | | | Not Referred | Total Referred | Screenings of Children involved with DCFS | | | # of Children Ages 0 to 3 Referred to | | | | | | | | | | # of Children Ages 3 to 5 Referred to | | | | | | | | Sub-Totals | |
|----------|----------------|------------------|-------|-------|-------|-------|-----|--------------|----------------|---|------------------------|----------------|---------------------------------------|--------------------|----|----------------|-------------------|-------------|------------|-----|----|--------------------|---------------------------------------|----------------|-------------------|-------------|----------------|------------------|----|-----|------------|--|
| | | | | | | | | | | In Intact Family Services | Children of Teen Wards | In Foster Care | PI (center-based) | Child Care Program | HV | Other Services | Multiple Services | Rescreening | LEA (ECSE) | PFA | HS | Child Care Program | HV | Other Services | Multiple Services | Rescreening | Ages 0-35 mos. | Ages 36-61+ mos. | | | | |
| | | 0-11 | 12-23 | 24-35 | 36-47 | 48-60 | 61+ | | | El | LEA (ECSE) | EHS | | | | | | | | | | | | | | | | | | | | |
| | | | | | | | | | | | | | | | | | | | | | | | | | | | | | | | | |
| 62665 | 1 | 0 | 0 | 0 | 0 | 1 | 0 | 0 | 1 | 0 | 0 | 0 | 0 | 0 | 0 | 0 | 0 | 0 | 0 | 0 | 0 | 0 | 0 | 0 | 0 | 0 | 0 | 0 | 1 | 0 | 1 | |
| 62692 | 3 | 0 | 0 | 2 | 0 | 1 | 0 | 0 | 3 | 0 | 0 | 0 | 0 | 0 | 0 | 0 | 0 | 0 | 0 | 0 | 2 | 0 | 0 | 0 | 0 | 0 | 0 | 0 | 1 | 2 | 1 | |
| 62694 | 0 | 0 | 0 | 0 | 0 | 0 | 0 | 0 | 0 | 0 | 0 | 0 | 0 | 0 | 0 | 0 | 0 | 0 | 0 | 0 | 0 | 0 | 0 | 0 | 0 | 0 | 0 | 0 | 0 | 0 | 0 | |
| TOTAL | 375 | 5 | 12 | 95 | 154 | 94 | 12 | 255 | 120 | 3 | 0 | 8 | 0 | 0 | 0 | 0 | 0 | 0 | 0 | 0 | 35 | 0 | 0 | 0 | 0 | 0 | 0 | 0 | 86 | 112 | 260 | |

CFC #18 Child & Family Connections, Sangamon Co. Public Health Department, 2833 S Grand Ave, E, Springfield, IL 62703 - Lisa McGlothlin

| | | | | | | | | | | | | | | | | | | | | | | | | | | | | | | | | |
|-------|---|---|---|---|---|---|---|---|---|---|---|---|---|---|---|---|---|---|---|---|---|---|---|---|---|---|---|---|---|---|---|---|
| 62561 | 0 | 0 | 0 | 0 | 0 | 0 | 0 | 0 | 0 | 0 | 0 | 0 | 0 | 0 | 0 | 0 | 0 | 0 | 0 | 0 | 0 | 0 | 0 | 0 | 0 | 0 | 0 | 0 | 0 | 0 | 0 | 0 |
| 62702 | 0 | 0 | 0 | 0 | 0 | 0 | 0 | 0 | 0 | 0 | 0 | 0 | 0 | 0 | 0 | 0 | 0 | 0 | 0 | 0 | 0 | 0 | 0 | 0 | 0 | 0 | 0 | 0 | 0 | 0 | 0 | 0 |
| 62703 | 0 | 0 | 0 | 0 | 0 | 0 | 0 | 0 | 0 | 0 | 0 | 0 | 0 | 0 | 0 | 0 | 0 | 0 | 0 | 0 | 0 | 0 | 0 | 0 | 0 | 0 | 0 | 0 | 0 | 0 | 0 | 0 |
| TOTAL | 0 | 0 | 0 | 0 | 0 | 0 | 0 | 0 | 0 | 0 | 0 | 0 | 0 | 0 | 0 | 0 | 0 | 0 | 0 | 0 | 0 | 0 | 0 | 0 | 0 | 0 | 0 | 0 | 0 | 0 | 0 | 0 |

CFC #19 Child & Family Connections, Macon Co. Community Mental Health Board, 132 S Water St, Ste 604, Decatur, IL 62523 - Amy Farmer

| | | | | | | | | | | | | | | | | | | | | | | | | | | | | | | |
|-------|-----|---|---|----|----|----|----|---|-----|---|---|---|---|---|---|---|---|----|---|---|---|----|---|-----|---|----|---|---|----|-----|
| 61037 | 1 | 0 | 0 | 0 | 1 | 0 | 0 | 0 | 1 | 0 | 0 | 0 | 0 | 0 | 0 | 0 | 0 | 0 | 0 | 0 | 0 | 1 | 0 | 0 | 0 | 0 | 0 | 0 | 0 | 1 |
| 61910 | 79 | 0 | 0 | 19 | 21 | 9 | 27 | 4 | 75 | 0 | 0 | 0 | 0 | 4 | 0 | 0 | 0 | 14 | 3 | 1 | 7 | 50 | 0 | 0 | 0 | 5 | 5 | 0 | 19 | 57 |
| 61911 | 13 | 0 | 0 | 1 | 8 | 1 | 3 | 2 | 11 | 0 | 0 | 0 | 1 | 0 | 0 | 0 | 0 | 0 | 0 | 0 | 1 | 8 | 0 | 0 | 0 | 3 | 3 | 1 | 1 | 12 |
| 61912 | 25 | 0 | 0 | 9 | 4 | 7 | 5 | 0 | 25 | 0 | 0 | 0 | 0 | 0 | 0 | 0 | 0 | 8 | 0 | 0 | 2 | 14 | 0 | 0 | 0 | 1 | 1 | 0 | 9 | 16 |
| 61913 | 21 | 0 | 0 | 2 | 14 | 1 | 4 | 0 | 21 | 0 | 0 | 0 | 0 | 2 | 0 | 0 | 0 | 0 | 0 | 0 | 2 | 14 | 0 | 0 | 0 | 3 | 0 | 0 | 2 | 19 |
| 61914 | 35 | 0 | 0 | 7 | 8 | 2 | 18 | 1 | 34 | 0 | 0 | 0 | 1 | 2 | 0 | 0 | 0 | 4 | 0 | 0 | 7 | 20 | 0 | 0 | 0 | 0 | 0 | 0 | 7 | 28 |
| 61920 | 139 | 0 | 0 | 3 | 50 | 37 | 44 | 5 | 134 | 0 | 0 | 0 | 0 | 2 | 0 | 0 | 0 | 1 | 0 | 0 | 4 | 2 | 0 | 123 | 0 | 9 | 9 | 0 | 3 | 131 |
| 61924 | 8 | 0 | 0 | 1 | 6 | 1 | 0 | 0 | 8 | 0 | 0 | 0 | 0 | 0 | 0 | 0 | 0 | 1 | 0 | 0 | 0 | 7 | 0 | 0 | 0 | 0 | 0 | 0 | 1 | 7 |
| 61933 | 11 | 0 | 0 | 4 | 5 | 0 | 2 | 0 | 11 | 0 | 0 | 0 | 0 | 0 | 0 | 0 | 0 | 4 | 0 | 0 | 0 | 5 | 0 | 0 | 0 | 2 | 1 | 0 | 4 | 7 |
| 61937 | 1 | 0 | 0 | 1 | 0 | 0 | 0 | 0 | 1 | 0 | 0 | 0 | 0 | 0 | 0 | 0 | 0 | 1 | 1 | 0 | 0 | 0 | 0 | 0 | 0 | 0 | 0 | 0 | 1 | 0 |
| 61938 | 123 | 0 | 0 | 22 | 47 | 29 | 17 | 9 | 114 | 0 | 0 | 0 | 0 | 4 | 0 | 0 | 0 | 18 | 4 | 0 | 8 | 39 | 0 | 39 | 0 | 10 | 7 | 4 | 22 | 93 |
| 61943 | 0 | 0 | 0 | 0 | 0 | 0 | 0 | 0 | 0 | 0 | 0 | 0 | 0 | 0 | 0 | 0 | 0 | 0 | 0 | 0 | 0 | 0 | 0 | 0 | 0 | 0 | 0 | 0 | 0 | 0 |
| 61944 | 103 | 0 | 0 | 26 | 30 | 9 | 38 | 1 | 102 | 0 | 0 | 0 | 0 | 2 | 0 | 0 | 0 | 22 | 2 | 0 | 6 | 72 | 0 | 0 | 0 | 5 | 5 | 0 | 26 | 77 |
| 61951 | 62 | 0 | 0 | 17 | 30 | 10 | 5 | 0 | 62 | 0 | 0 | 0 | 0 | 2 | 0 | 0 | 0 | 15 | 0 | 0 | 6 | 38 | 0 | 0 | 0 | 3 | 3 | 0 | 17 | 45 |
| 61953 | 3 | 0 | 0 | 1 | 2 | 0 | 0 | 0 | 3 | 0 | 0 | 0 | 0 | 0 | 0 | 0 | 0 | 1 | 1 | 0 | 0 | 2 | 0 | 0 | 0 | 1 | 1 | 0 | 1 | 2 |
| 61956 | 4 | 0 | 0 | 0 | 4 | 0 | 0 | 0 | 4 | 0 | 0 | 0 | 0 | 0 | 0 | 0 | 0 | 0 | 0 | 0 | 3 | 1 | 0 | 0 | 0 | 0 | 0 | 0 | 0 | 4 |
| 61957 | 21 | 0 | 0 | 10 | 9 | 2 | 0 | 0 | 21 | 0 | 0 | 0 | 0 | 0 | 0 | 0 | 0 | 10 | 0 | 0 | 2 | 9 | 0 | 0 | 0 | 3 | 3 | 0 | 10 | 11 |
| 62420 | 2 | 0 | 0 | 0 | 2 | 0 | 0 | 0 | 2 | 0 | 0 | 0 | 0 | 0 | 0 | 0 | 0 | 0 | 0 | 0 | 0 | 2 | 0 | 0 | 0 | 0 | 0 | 0 | 0 | 2 |
| 62422 | 1 | 0 | 0 | 0 | 1 | 0 | 0 | 0 | 1 | 0 | 0 | 0 | 0 | 0 | 0 | 0 | 0 | 0 | 0 | 0 | 0 | 1 | 0 | 0 | 0 | 1 | 1 | 0 | 0 | 1 |
| 62441 | 50 | 0 | 0 | 5 | 40 | 3 | 2 | 1 | 49 | 0 | 0 | 0 | 0 | 4 | 0 | 0 | 0 | 1 | 0 | 0 | 9 | 35 | 0 | 0 | 0 | 1 | 1 | 0 | 5 | 45 |

Screenings Reported by CFC/CPS/DCFS and ZIP / FY2024 Q3

| Zip Code | Total Screened | Ages (in Months) | | | | | | | Not Referred | Total Referred | Screenings of Children involved with DCFS | | | # of Children Ages 0 to 3 Referred to | | | | | | | | # of Children Ages 3 to 5 Referred to | | | | | | | | Sub-Totals | | |
|----------|----------------|------------------|-------|-------|-------|-------|-----|---------------------------|--------------|----------------|---|----------------|----|---------------------------------------|-----|-------------------|--------------------|----|----------------|-------------------|-------------|---------------------------------------|-----|-----|--------------------|-----|----------------|-------------------|-------------|----------------|------------------|-----|
| | | 0-11 | 12-23 | 24-35 | 36-47 | 48-60 | 61+ | In Intact Family Services | | | Children of Teen Wards | In Foster Care | EI | LEA (ECSE) | EHS | PI (center-based) | Child Care Program | HV | Other Services | Multiple Services | Rescreening | LEA (ECSE) | PFA | HS | Child Care Program | HV | Other Services | Multiple Services | Rescreening | Ages 0-35 mos. | Ages 36-61+ mos. | |
| | | | | | | | | | | | | | | | | | | | | | | | | | | | | | | | | |
| | | | | | | | | | | | | | | | | | | | | | | | | | | | | | | | | |
| 62442 | 79 | 0 | 0 | 15 | 34 | 14 | 15 | 1 | 78 | 0 | 0 | 0 | | 0 | 0 | 0 | 0 | 0 | 12 | 0 | 0 | 4 | 59 | 0 | 0 | 0 | 5 | 5 | 0 | 15 | 63 | |
| 62447 | 38 | 0 | 0 | 15 | 12 | 11 | 0 | 0 | 38 | 0 | 0 | 0 | | 0 | 3 | 0 | 0 | 0 | 0 | 12 | 4 | 0 | 1 | 22 | 0 | 0 | 0 | 0 | 0 | 0 | 15 | 23 |
| 62463 | 2 | 0 | 0 | 0 | 2 | 0 | 0 | 0 | 2 | 0 | 0 | 0 | | 0 | 0 | 0 | 0 | 0 | 0 | 0 | 0 | 0 | 2 | 0 | 0 | 0 | 0 | 0 | 0 | 0 | 2 | |
| 62465 | 0 | 0 | 0 | 0 | 0 | 0 | 0 | 0 | 0 | 0 | 0 | 0 | | 0 | 0 | 0 | 0 | 0 | 0 | 0 | 0 | 0 | 0 | 0 | 0 | 0 | 0 | 0 | 0 | 0 | 0 | |
| 62468 | 4 | 0 | 0 | 0 | 4 | 0 | 0 | 0 | 4 | 0 | 0 | 0 | | 0 | 0 | 0 | 0 | 0 | 0 | 0 | 0 | 2 | 2 | 0 | 0 | 0 | 1 | 1 | 0 | 0 | 4 | |
| 62563 | 0 | 0 | 0 | 0 | 0 | 0 | 0 | 0 | 0 | 0 | 0 | 0 | | 0 | 0 | 0 | 0 | 0 | 0 | 0 | 0 | 0 | 0 | 0 | 0 | 0 | 0 | 0 | 0 | 0 | 0 | |
| 62565 | 74 | 0 | 3 | 10 | 24 | 7 | 24 | 12 | 62 | 0 | 0 | 0 | | 1 | 1 | 0 | 0 | 0 | 0 | 10 | 1 | 0 | 2 | 47 | 0 | 0 | 0 | 1 | 1 | 0 | 13 | 55 |
| TOTAL | 899 | 0 | 3 | 168 | 358 | 143 | 204 | 36 | 863 | 0 | 0 | 0 | | 3 | 26 | 0 | 0 | 0 | 0 | 134 | 16 | 1 | 66 | 452 | 0 | 162 | 0 | 54 | 47 | 5 | 171 | 705 |

CFC #20 Child & Family Connections, Community Support Systems, 1901 S 4th St, Ste 209, Effingham, IL 62401 - Rita Wahl

| | | | | | | | | | | | | | | | | | | | | | | | | | | | | | | | |
|-------|-----|---|---|----|-----|----|----|----|-----|---|---|---|---|---|---|---|---|----|----|---|----|----|-----|----|---|---|----|---|---|----|-----|
| 62401 | 187 | 0 | 0 | 18 | 81 | 33 | 47 | 8 | 179 | 0 | 0 | 0 | 1 | 4 | 0 | 0 | 0 | 0 | 13 | 1 | 0 | 5 | 111 | 27 | 0 | 0 | 24 | 6 | 0 | 18 | 161 |
| 62411 | 46 | 0 | 0 | 12 | 15 | 3 | 16 | 1 | 45 | 0 | 0 | 0 | 1 | 1 | 0 | 0 | 0 | 10 | 0 | 0 | 2 | 10 | 2 | 0 | 0 | 0 | 17 | 2 | 0 | 12 | 34 |
| 62414 | 15 | 0 | 0 | 3 | 10 | 2 | 0 | 0 | 15 | 0 | 0 | 0 | 0 | 0 | 0 | 0 | 0 | 3 | 0 | 0 | 1 | 11 | 0 | 0 | 0 | 1 | 1 | 0 | 3 | 12 | |
| 62424 | 50 | 0 | 0 | 7 | 18 | 6 | 19 | 5 | 45 | 0 | 0 | 0 | 0 | 0 | 0 | 0 | 0 | 7 | 0 | 0 | 0 | 43 | 0 | 0 | 0 | 0 | 0 | 0 | 7 | 43 | |
| 62434 | 0 | 0 | 0 | 0 | 0 | 0 | 0 | 0 | 0 | 0 | 0 | 0 | 0 | 0 | 0 | 0 | 0 | 0 | 0 | 0 | 0 | 0 | 0 | 0 | 0 | 0 | 0 | 0 | 0 | 0 | |
| 62439 | 49 | 0 | 0 | 15 | 28 | 6 | 0 | 34 | 15 | 6 | 0 | 1 | 0 | 0 | 0 | 0 | 0 | 1 | 0 | 8 | 5 | 0 | 0 | 0 | 0 | 0 | 0 | 0 | 1 | 15 | 34 |
| TOTAL | 347 | 0 | 0 | 55 | 152 | 50 | 82 | 48 | 299 | 6 | 0 | 1 | 2 | 5 | 0 | 0 | 0 | 10 | 24 | 1 | 10 | 21 | 167 | 27 | 0 | 0 | 42 | 9 | 1 | 55 | 284 |

CFC #21 Child & Family Connections, Regional Office of Education #13, 4 Eagle Center, Ste 4, O'Fallon, IL 62269 - Terri Kampwerth

| | | | | | | | | | | | | | | | | | | | | | | | | | | | | | | |
|-------|----|----|----|----|----|----|---|----|----|----|---|---|---|---|---|---|---|---|---|---|----|----|---|---|---|---|---|---|----|----|
| 62002 | 8 | 3 | 1 | 0 | 2 | 2 | 0 | 0 | 8 | 0 | 0 | 0 | 0 | 0 | 0 | 0 | 4 | 0 | 0 | 0 | 0 | 4 | 0 | 0 | 0 | 0 | 0 | 0 | 4 | 4 |
| 62010 | 0 | 0 | 0 | 0 | 0 | 0 | 0 | 0 | 0 | 0 | 0 | 0 | 0 | 0 | 0 | 0 | 0 | 0 | 0 | 0 | 0 | 0 | 0 | 0 | 0 | 0 | 0 | 0 | 0 | 0 |
| 62024 | 31 | 5 | 11 | 15 | 0 | 0 | 0 | 29 | 2 | 1 | 0 | 1 | 2 | 0 | 0 | 0 | 0 | 0 | 0 | 0 | 0 | 0 | 0 | 0 | 0 | 0 | 0 | 0 | 31 | 0 |
| 62025 | 32 | 0 | 0 | 1 | 80 | 9 | 2 | 0 | 32 | 0 | 0 | 0 | 0 | 0 | 0 | 0 | 0 | 0 | 0 | 0 | 4 | 31 | 0 | 0 | 0 | 0 | 0 | 0 | 1 | 91 |
| 62040 | 51 | 15 | 17 | 18 | 1 | 0 | 1 | 30 | 21 | 10 | 0 | 8 | 0 | 0 | 0 | 0 | 0 | 0 | 0 | 0 | 20 | 0 | 0 | 0 | 0 | 0 | 0 | 0 | 50 | 2 |
| 62048 | 7 | 0 | 0 | 2 | 3 | 2 | 0 | 0 | 7 | 0 | 0 | 1 | 0 | 0 | 0 | 0 | 0 | 0 | 0 | 0 | 1 | 6 | 0 | 0 | 0 | 0 | 0 | 0 | 2 | 5 |
| 62206 | 0 | 0 | 0 | 0 | 0 | 0 | 0 | 0 | 0 | 0 | 0 | 0 | 0 | 0 | 0 | 0 | 0 | 0 | 0 | 0 | 0 | 0 | 0 | 0 | 0 | 0 | 0 | 0 | 0 | 0 |
| 62221 | 0 | 0 | 0 | 0 | 0 | 0 | 0 | 0 | 0 | 0 | 0 | 0 | 0 | 0 | 0 | 0 | 0 | 0 | 0 | 0 | 0 | 0 | 0 | 0 | 0 | 0 | 0 | 0 | 0 | 0 |
| 62223 | 32 | 8 | 7 | 11 | 4 | 2 | 0 | 27 | 5 | 0 | 0 | 1 | 3 | 0 | 0 | 0 | 0 | 0 | 0 | 0 | 0 | 2 | 0 | 0 | 0 | 0 | 0 | 0 | 26 | 6 |
| 62226 | 0 | 0 | 0 | 0 | 0 | 0 | 0 | 0 | 0 | 0 | 0 | 0 | 0 | 0 | 0 | 0 | 0 | 0 | 0 | 0 | 0 | 0 | 0 | 0 | 0 | 0 | 0 | 0 | 0 | 0 |
| 62234 | 46 | 0 | 0 | 0 | 26 | 19 | 1 | 24 | 22 | 0 | 0 | 0 | 0 | 0 | 0 | 0 | 0 | 0 | 0 | 0 | 4 | 16 | 2 | 7 | 0 | 3 | 0 | 0 | 0 | 46 |
| 62257 | 8 | 0 | 0 | 0 | 6 | 1 | 1 | 0 | 8 | 0 | 0 | 0 | 0 | 0 | 0 | 0 | 0 | 0 | 0 | 0 | 0 | 8 | 0 | 0 | 0 | 0 | 0 | 0 | 0 | 8 |
| 62269 | 39 | 4 | 11 | 8 | 7 | 9 | 0 | 34 | 5 | 0 | 0 | 1 | 0 | 0 | 0 | 0 | 1 | 0 | 0 | 0 | 0 | 4 | 0 | 0 | 0 | 0 | 0 | 0 | 23 | 16 |

Screenings Reported by CFC/CPS/DCFS and ZIP / FY2024 Q3

| Zip Code | Total Screened | Ages (in Months) | | | | | | | Not Referred | Total Referred | Screenings of Children involved with DCFS | | | # of Children Ages 0 to 3 Referred to | | | | | | | | | | # of Children Ages 3 to 5 Referred to | | | | | | | | Sub-Totals | |
|----------|----------------|------------------|-------|-------|-------|-------|-----|---------------------------|--------------|----------------|---|----------------|----|---------------------------------------|-----|-------------------|--------------------|----|----------------|-------------------|-------------|------------|-----|---------------------------------------|--------------------|----|----------------|-------------------|-------------|----------------|------------------|------------|--|
| | | 0-11 | 12-23 | 24-35 | 36-47 | 48-60 | 61+ | In Intact Family Services | | | Children of Teen Wards | In Foster Care | EI | LEA (ECSE) | EHS | PI (center-based) | Child Care Program | HV | Other Services | Multiple Services | Rescreening | LEA (ECSE) | PFA | HS | Child Care Program | HV | Other Services | Multiple Services | Rescreening | Ages 0-35 mos. | Ages 36-61+ mos. | | |
| | | | | | | | | | | | | | | | | | | | | | | | | | | | | | | | | | |
| | | | | | | | | | | | | | | | | | | | | | | | | | | | | | | | | | |
| 62282 | 7 | 0 | 0 | 2 | 4 | 1 | 0 | 7 | 0 | 0 | 0 | 0 | 0 | 0 | 0 | 0 | 0 | 0 | 0 | 0 | 0 | 0 | 0 | 0 | 0 | 0 | 0 | 0 | 2 | 5 | | | |
| 62286 | 0 | 0 | 0 | 0 | 0 | 0 | 0 | 0 | 0 | 0 | 0 | 0 | 0 | 0 | 0 | 0 | 0 | 0 | 0 | 0 | 0 | 0 | 0 | 0 | 0 | 0 | 0 | 0 | 0 | 0 | | | |
| 62294 | 12 | 1 | 6 | 3 | 2 | 0 | 0 | 6 | 6 | 0 | 0 | 0 | 0 | 0 | 1 | 0 | 0 | 0 | 5 | 0 | 0 | 0 | 0 | 0 | 0 | 0 | 0 | 0 | 10 | 2 | | | |
| 62298 | 80 | 0 | 0 | 19 | 35 | 25 | 1 | 41 | 39 | 0 | 0 | 0 | 0 | 0 | 0 | 0 | 0 | 3 | 6 | 10 | 0 | 0 | 0 | 0 | 0 | 0 | 15 | 19 | 61 | | | | |
| NONE | 17 | 0 | 0 | 8 | 7 | 2 | 0 | 0 | 17 | 0 | 0 | 1 | 0 | 0 | 0 | 0 | 0 | 0 | 0 | 17 | 0 | 0 | 0 | 0 | 0 | 6 | 2 | 8 | 9 | | | | |
| TOTAL | 370 | 36 | 53 | 87 | 177 | 72 | 6 | 198 | 172 | 11 | 0 | 13 | 5 | 5 | 0 | 0 | 0 | 6 | 0 | 0 | 28 | 15 | 98 | 2 | 7 | 0 | 3 | 6 | 17 | 176 | 255 | | |

CFC #22 Child & Family Connections, Regional Office of Education #13, 660 W Noleman St, Centralia, IL 62801 - Nicole Van Hise

| | | | | | | | | | | | | | | | | | | | | | | | | | | | | | | |
|--------------|------------|----------|-----------|-----------|------------|------------|-----------|------------|-----------|----------|----------|----------|----------|----------|----------|----------|----------|-----------|----------|----------|----------|-----------|----------|----------|----------|-----------|----------|-----------|------------|------------|
| 62812 | 57 | 0 | 0 | 20 | 26 | 11 | 0 | 29 | 28 | 0 | 0 | 0 | 0 | 0 | 0 | 0 | 0 | 1 | 0 | 1 | 0 | 21 | 0 | 0 | 0 | 6 | 0 | 1 | 20 | 37 |
| 62814 | 10 | 1 | 1 | 4 | 2 | 2 | 0 | 9 | 1 | 0 | 0 | 0 | 0 | 0 | 0 | 0 | 0 | 0 | 0 | 0 | 0 | 0 | 0 | 0 | 0 | 1 | 0 | 0 | 6 | 4 |
| 62830 | 28 | 0 | 1 | 7 | 11 | 8 | 1 | 24 | 4 | 0 | 0 | 0 | 0 | 0 | 0 | 0 | 0 | 0 | 0 | 0 | 0 | 0 | 0 | 0 | 0 | 0 | 0 | 4 | 8 | 20 |
| 62836 | 12 | 0 | 0 | 8 | 4 | 0 | 0 | 12 | 0 | 0 | 0 | 0 | 0 | 0 | 0 | 0 | 0 | 0 | 0 | 0 | 0 | 0 | 0 | 0 | 0 | 0 | 0 | 0 | 8 | 4 |
| 62864 | 81 | 1 | 5 | 17 | 24 | 24 | 10 | 63 | 15 | 0 | 0 | 0 | 0 | 0 | 0 | 0 | 0 | 0 | 0 | 0 | 0 | 0 | 0 | 0 | 0 | 2 | 0 | 6 | 23 | 58 |
| 62872 | 29 | 0 | 1 | 8 | 9 | 7 | 4 | 23 | 6 | 0 | 0 | 0 | 0 | 0 | 0 | 0 | 0 | 0 | 0 | 0 | 0 | 0 | 0 | 0 | 0 | 1 | 0 | 5 | 9 | 20 |
| 62884 | 16 | 0 | 1 | 7 | 4 | 4 | 0 | 16 | 0 | 0 | 0 | 0 | 0 | 0 | 0 | 0 | 0 | 0 | 0 | 0 | 0 | 0 | 0 | 0 | 0 | 0 | 0 | 0 | 8 | 8 |
| 62889 | 35 | 0 | 1 | 4 | 4 | 20 | 6 | 31 | 4 | 0 | 0 | 0 | 0 | 0 | 0 | 0 | 0 | 0 | 0 | 0 | 0 | 0 | 0 | 0 | 0 | 0 | 0 | 4 | 5 | 30 |
| 62890 | 19 | 0 | 0 | 9 | 7 | 3 | 0 | 14 | 5 | 0 | 0 | 0 | 0 | 0 | 0 | 0 | 0 | 1 | 0 | 1 | 0 | 0 | 0 | 0 | 0 | 0 | 0 | 3 | 9 | 10 |
| 62894 | 21 | 0 | 0 | 1 | 3 | 10 | 7 | 21 | 0 | 0 | 0 | 0 | 0 | 0 | 0 | 0 | 0 | 0 | 0 | 0 | 0 | 0 | 0 | 0 | 0 | 0 | 0 | 0 | 1 | 20 |
| 62898 | 32 | 0 | 0 | 4 | 5 | 11 | 12 | 31 | 1 | 0 | 0 | 0 | 0 | 0 | 0 | 0 | 0 | 0 | 0 | 0 | 0 | 0 | 0 | 0 | 1 | 0 | 0 | 0 | 4 | 28 |
| 62999 | 34 | 7 | 10 | 9 | 4 | 4 | 0 | 14 | 20 | 0 | 0 | 0 | 0 | 0 | 0 | 0 | 0 | 20 | 0 | 0 | 0 | 0 | 0 | 0 | 0 | 0 | 0 | 0 | 26 | 8 |
| TOTAL | 374 | 9 | 20 | 98 | 103 | 104 | 40 | 287 | 84 | 0 | 0 | 0 | 0 | 0 | 0 | 0 | 0 | 22 | 0 | 2 | 0 | 21 | 0 | 0 | 1 | 10 | 0 | 23 | 127 | 247 |

CFC #23 Child & Family Connections, Wabash & Ohio Valley Special Education Dist., 800 S Division St, Norris City, IL 62869 - Charity Heifner

| | | | | | | | | | | | | | | | | | | | | | | | | | | | | | | | |
|-------|----|---|---|---|----|----|---|----|----|---|---|---|---|---|---|---|---|---|---|---|---|---|----|---|---|---|---|---|----|----|----|
| 62410 | 2 | 0 | 0 | 0 | 2 | 0 | 0 | 0 | 2 | 0 | 0 | 0 | 0 | 0 | 0 | 0 | 0 | 0 | 0 | 0 | 0 | 2 | 0 | 0 | 0 | 0 | 0 | 2 | 0 | 2 | |
| 62806 | 15 | 0 | 1 | 3 | 7 | 4 | 0 | 14 | 1 | 0 | 0 | 0 | 0 | 0 | 0 | 0 | 0 | 0 | 0 | 0 | 1 | 0 | 0 | 0 | 0 | 0 | 0 | 0 | 4 | 11 | |
| 62821 | 11 | 0 | 0 | 2 | 7 | 2 | 0 | 0 | 11 | 0 | 0 | 0 | 0 | 2 | 0 | 0 | 0 | 0 | 0 | 0 | 2 | 0 | 9 | 0 | 0 | 0 | 0 | 7 | 2 | 9 | |
| 62835 | 5 | 0 | 0 | 0 | 1 | 4 | 0 | 5 | 0 | 0 | 0 | 0 | 0 | 0 | 0 | 0 | 0 | 0 | 0 | 0 | 0 | 0 | 0 | 0 | 0 | 0 | 0 | 0 | 0 | 5 | |
| 62837 | 33 | 3 | 1 | 5 | 11 | 12 | 1 | 19 | 14 | 0 | 0 | 0 | 1 | 0 | 0 | 0 | 0 | 0 | 0 | 0 | 1 | 0 | 12 | 0 | 0 | 0 | 0 | 0 | 8 | 9 | 24 |
| 62844 | 0 | 0 | 0 | 0 | 0 | 0 | 0 | 0 | 0 | 0 | 0 | 0 | 0 | 0 | 0 | 0 | 0 | 0 | 0 | 0 | 0 | 0 | 0 | 0 | 0 | 0 | 0 | 0 | 0 | 0 | |
| 62850 | 0 | 0 | 0 | 0 | 0 | 0 | 0 | 0 | 0 | 0 | 0 | 0 | 0 | 0 | 0 | 0 | 0 | 0 | 0 | 0 | 0 | 0 | 0 | 0 | 0 | 0 | 0 | 0 | 0 | 0 | |
| 62859 | 17 | 8 | 6 | 2 | 1 | 0 | 0 | 11 | 6 | 0 | 0 | 0 | 1 | 0 | 0 | 0 | 0 | 5 | 0 | 0 | 0 | 0 | 0 | 0 | 0 | 0 | 0 | 0 | 16 | 1 | |
| 62863 | 9 | 0 | 1 | 1 | 2 | 5 | 0 | 5 | 4 | 0 | 0 | 0 | 1 | 0 | 0 | 0 | 0 | 0 | 0 | 0 | 1 | 1 | 2 | 0 | 0 | 0 | 0 | 2 | 2 | 7 | |

Screenings Reported by CFC/CPS/DCFS and ZIP / FY2024 Q3

| Zip Code | Total Screened | Ages (in Months) | | | | | | | | Not Referred | Total Referred | Screenings of Children involved with DCFS | | | # of Children Ages 0 to 3 Referred to | | | | | | | | # of Children Ages 3 to 5 Referred to | | | | | | | | Sub-Totals | |
|----------|----------------|------------------|-------|-------|-------|-------|-----|---------------------------|------------------------|--------------|----------------|---|----|------------|---------------------------------------|-------------------|--------------------|----|----------------|-------------------|-------------|------------|---------------------------------------|----|--------------------|----|----------------|-------------------|-------------|----------------|------------------|--|
| | | 0-11 | 12-23 | 24-35 | 36-47 | 48-60 | 61+ | In Intact Family Services | Children of Teen Wards | | | In Foster Care | EI | LEA (ECSE) | EHS | PI (center-based) | Child Care Program | HV | Other Services | Multiple Services | Rescreening | LEA (ECSE) | PFA | HS | Child Care Program | HV | Other Services | Multiple Services | Rescreening | Ages 0-35 mos. | Ages 36-61+ mos. | |
| | | | | | | | | | | | | | | | | | | | | | | | | | | | | | | | | |
| | | | | | | | | | | | | | | | | | | | | | | | | | | | | | | | | |
| 62869 | 10 | 0 | 0 | 0 | 8 | 2 | 0 | 0 | 10 | 0 | 0 | 0 | 0 | 0 | 0 | 0 | 0 | 0 | 0 | 0 | 0 | 10 | 0 | 0 | 0 | 0 | 0 | 3 | 0 | 10 | | |
| 62895 | 0 | 0 | 0 | 0 | 0 | 0 | 0 | 0 | 0 | 0 | 0 | 0 | 0 | 0 | 0 | 0 | 0 | 0 | 0 | 0 | 0 | 0 | 0 | 0 | 0 | 0 | 0 | 0 | 0 | 0 | | |
| 62917 | 1 | 0 | 0 | 0 | 1 | 0 | 0 | 0 | 1 | 0 | 0 | 0 | 0 | 0 | 0 | 0 | 0 | 0 | 0 | 0 | 0 | 1 | 0 | 0 | 0 | 0 | 0 | 0 | 0 | 1 | | |
| 62930 | 0 | 0 | 0 | 0 | 0 | 0 | 0 | 0 | 0 | 0 | 0 | 0 | 0 | 0 | 0 | 0 | 0 | 0 | 0 | 0 | 0 | 0 | 0 | 0 | 0 | 0 | 0 | 0 | 0 | 0 | | |
| 62935 | 9 | 0 | 0 | 0 | 8 | 0 | 1 | 0 | 9 | 0 | 0 | 0 | 0 | 0 | 0 | 0 | 0 | 0 | 0 | 0 | 0 | 7 | 0 | 0 | 0 | 0 | 0 | 2 | 0 | 9 | | |
| 62946 | 120 | 9 | 17 | 22 | 49 | 23 | 0 | 74 | 46 | 0 | 0 | 0 | 0 | 0 | 0 | 0 | 0 | 0 | 0 | 0 | 1 | 44 | 0 | 0 | 0 | 0 | 0 | 27 | 48 | 72 | | |
| 62954 | 1 | 0 | 0 | 0 | 1 | 0 | 0 | 0 | 1 | 0 | 0 | 0 | 0 | 0 | 0 | 0 | 0 | 0 | 0 | 0 | 1 | 0 | 0 | 0 | 0 | 0 | 1 | 0 | 1 | | | |
| 62984 | 9 | 3 | 1 | 2 | 1 | 2 | 0 | 8 | 1 | 0 | 0 | 0 | 0 | 0 | 0 | 0 | 0 | 0 | 0 | 0 | 0 | 0 | 0 | 0 | 0 | 0 | 0 | 6 | 3 | | | |
| TOTAL | 242 | 23 | 27 | 37 | 99 | 54 | 2 | 136 | 106 | 0 | 0 | 0 | 4 | 2 | 0 | 0 | 0 | 5 | 0 | 0 | 4 | 3 | 88 | 0 | 0 | 0 | 0 | 0 | 52 | 87 | 155 | |

CFC #24 Child & Family Connections, Archway, Inc., 2751 W Main, PO Box 1180, Carbondale, IL 62901-1180 - Lindsay Baskin

| | | | | | | | | | | | | | | | | | | | | | | | | | | | | | | | |
|--------------|------------|-----------|-----------|-----------|-----------|----------|----------|-----------|-----------|----------|----------|----------|----------|----------|----------|----------|----------|-----------|----------|----------|----------|----------|-----------|----------|----------|----------|----------|----------|----------|-----------|-----------|
| 62274 | 4 | 0 | 0 | 0 | 4 | 0 | 0 | 0 | 4 | 0 | 0 | 0 | 0 | 0 | 0 | 0 | 0 | 0 | 0 | 0 | 0 | 0 | 4 | 0 | 0 | 0 | 0 | 0 | 0 | 0 | 4 |
| 62294 | 0 | 0 | 0 | 0 | 0 | 0 | 0 | 0 | 0 | 0 | 0 | 0 | 0 | 0 | 0 | 0 | 0 | 0 | 0 | 0 | 0 | 0 | 0 | 0 | 0 | 0 | 0 | 0 | 0 | 0 | 0 |
| 62901 | 71 | 12 | 22 | 29 | 8 | 0 | 0 | 68 | 3 | 0 | 0 | 8 | 0 | 0 | 0 | 0 | 0 | 0 | 0 | 0 | 0 | 0 | 3 | 0 | 0 | 0 | 0 | 0 | 0 | 63 | 8 |
| 62902 | 3 | 0 | 0 | 0 | 3 | 0 | 0 | 0 | 3 | 0 | 0 | 0 | 0 | 0 | 0 | 0 | 0 | 0 | 0 | 0 | 0 | 0 | 3 | 0 | 0 | 0 | 0 | 0 | 0 | 0 | 3 |
| 62903 | 11 | 4 | 3 | 1 | 3 | 0 | 0 | 0 | 11 | 0 | 0 | 0 | 0 | 0 | 0 | 0 | 8 | 0 | 8 | 8 | 0 | 3 | 0 | 0 | 0 | 0 | 0 | 0 | 0 | 8 | 3 |
| 62924 | 17 | 6 | 7 | 4 | 0 | 0 | 0 | 0 | 17 | 0 | 0 | 0 | 0 | 0 | 6 | 0 | 11 | 0 | 0 | 0 | 0 | 0 | 0 | 0 | 0 | 0 | 0 | 0 | 0 | 17 | 0 |
| 62931 | 0 | 0 | 0 | 0 | 0 | 0 | 0 | 0 | 0 | 0 | 0 | 0 | 0 | 0 | 0 | 0 | 0 | 0 | 0 | 0 | 0 | 0 | 0 | 0 | 0 | 0 | 0 | 0 | 0 | 0 | 0 |
| 62938 | 0 | 0 | 0 | 0 | 0 | 0 | 0 | 0 | 0 | 0 | 0 | 0 | 0 | 0 | 0 | 0 | 0 | 0 | 0 | 0 | 0 | 0 | 0 | 0 | 0 | 0 | 0 | 0 | 0 | 0 | 0 |
| 62966 | 9 | 0 | 0 | 0 | 5 | 3 | 1 | 0 | 9 | 0 | 0 | 0 | 0 | 0 | 0 | 0 | 0 | 0 | 0 | 0 | 0 | 0 | 9 | 0 | 0 | 0 | 0 | 0 | 0 | 0 | 9 |
| TOTAL | 115 | 22 | 32 | 34 | 23 | 3 | 1 | 68 | 47 | 0 | 0 | 8 | 0 | 0 | 0 | 6 | 0 | 19 | 0 | 8 | 8 | 0 | 22 | 0 | 0 | 0 | 0 | 0 | 0 | 88 | 27 |

CFC #25 Child & Family Connections, Options & Advocacy for McHenry Co., 365 Millennium Dr, Ste A, Crystal Lake, IL 60012 - Susan Beckman

| | | | | | | | | | | | | | | | | | | | | | | | | | | | | | | |
|-------|-----|----|-----|----|----|----|---|-----|-----|---|---|---|-----|---|---|---|---|---|---|----|----|----|---|---|----|---|---|----|-----|----|
| 60010 | 34 | 0 | 0 | 1 | 23 | 10 | 0 | 3 | 31 | 0 | 0 | 0 | 0 | 0 | 0 | 0 | 0 | 0 | 0 | 0 | 9 | 22 | 0 | 0 | 0 | 0 | 0 | 0 | 1 | 33 |
| 60013 | 17 | 0 | 0 | 0 | 9 | 9 | 0 | 4 | 13 | 0 | 0 | 0 | 0 | 0 | 0 | 0 | 0 | 0 | 0 | 10 | 0 | 0 | 0 | 0 | 0 | 0 | 3 | 0 | 18 | |
| 60014 | 259 | 56 | 115 | 68 | 9 | 8 | 3 | 0 | 259 | 0 | 0 | 0 | 236 | 1 | 0 | 0 | 0 | 0 | 2 | 0 | 0 | 18 | 0 | 0 | 0 | 2 | 0 | 0 | 239 | 20 |
| 60033 | 112 | 13 | 35 | 29 | 18 | 17 | 0 | 101 | 11 | 1 | 0 | 0 | 9 | 0 | 0 | 0 | 0 | 0 | 0 | 0 | 0 | 2 | 0 | 0 | 0 | 0 | 0 | 0 | 77 | 35 |
| 60042 | 58 | 6 | 11 | 18 | 8 | 15 | 0 | 58 | 0 | 0 | 0 | 0 | 0 | 0 | 0 | 0 | 0 | 0 | 0 | 0 | 0 | 0 | 0 | 0 | 0 | 0 | 0 | 35 | 23 | |
| 60050 | 16 | 0 | 0 | 3 | 6 | 6 | 1 | 0 | 16 | 0 | 0 | 0 | 0 | 0 | 0 | 0 | 0 | 0 | 0 | 3 | 6 | 7 | 0 | 0 | 0 | 0 | 0 | 3 | 13 | |
| 60071 | 12 | 0 | 0 | 0 | 7 | 5 | 0 | 6 | 6 | 0 | 0 | 0 | 0 | 0 | 0 | 0 | 0 | 0 | 0 | 0 | 0 | 0 | 0 | 0 | 0 | 5 | 1 | 0 | 0 | 12 |
| 60072 | 8 | 0 | 0 | 4 | 2 | 0 | 2 | 3 | 5 | 0 | 0 | 1 | 0 | 3 | 0 | 0 | 0 | 0 | 0 | 0 | 2 | 0 | 0 | 0 | 0 | 0 | 0 | 0 | 4 | 4 |
| 60098 | 50 | 0 | 0 | 1 | 54 | 42 | 0 | 2 | 95 | 0 | 0 | 0 | 0 | 0 | 0 | 0 | 0 | 0 | 0 | 0 | 95 | 0 | 0 | 0 | 13 | 4 | 0 | 1 | 96 | |

Screenings Reported by CFC/CPS/DCFS and ZIP / FY2024 Q3

| Zip Code | Total Screened | Ages (in Months) | | | | | | | | Not Referred | Total Referred | Screenings of Children involved with DCFS | | | # of Children Ages 0 to 3 Referred to | | | | | | | | | | # of Children Ages 3 to 5 Referred to | | | | | | | | Sub-Totals | |
|----------|----------------|------------------|-------|-------|-------|-------|-----|---------------------------|------------------------|--------------|----------------|---|-----|------------|---------------------------------------|-------------------|--------------------|----|----------------|-------------------|-------------|------------|-----|----|---------------------------------------|----|----------------|-------------------|-------------|----------------|------------------|--|------------|--|
| | | 0-11 | 12-23 | 24-35 | 36-47 | 48-60 | 61+ | In Intact Family Services | Children of Teen Wards | | | In Foster Care | EI | LEA (ECSE) | EHS | PI (center-based) | Child Care Program | HV | Other Services | Multiple Services | Rescreening | LEA (ECSE) | PFA | HS | Child Care Program | HV | Other Services | Multiple Services | Rescreening | Ages 0-35 mos. | Ages 36-61+ mos. | | | |
| | | | | | | | | | | | | | | | | | | | | | | | | | | | | | | | | | | |
| | | | | | | | | | | | | | | | | | | | | | | | | | | | | | | | | | | |
| 60142 | 27 | 0 | 0 | 0 | 23 | 4 | 0 | 4 | 23 | 0 | 0 | 0 | 0 | 0 | 0 | 0 | 0 | 0 | 0 | 8 | 15 | 0 | 0 | 0 | 0 | 0 | 0 | 0 | 0 | 27 | | | | |
| 60152 | 13 | 0 | 0 | 6 | 5 | 2 | 0 | 0 | 13 | 0 | 0 | 0 | 0 | 0 | 0 | 0 | 3 | 0 | 0 | 0 | 7 | 0 | 0 | 0 | 0 | 0 | 0 | 0 | 6 | 7 | | | | |
| TOTAL | 606 | 75 | 161 | 130 | 164 | 118 | 6 | 181 | 472 | 1 | 0 | 1 | 245 | 7 | 0 | 0 | 0 | 0 | 5 | 0 | 3 | 35 | 166 | 0 | 0 | 0 | 20 | 5 | 3 | 366 | 288 | | | |

Screenings Reported by CFC/CPS/DCFS and Month / FY2024 Q3

| Month | Total Screened | Ages (in Months) | | | | | | Not Referred | Total Referred | Screenings of Children involved with DCFS | | | # of Children Ages 0 to 3 Referred to | | | | | | | | | | # of Children Ages 3 to 5 Referred to | | | | | | | | Sub-Totals | |
|---|----------------|------------------|-------|-------|-------|-------|-----|--------------|----------------|---|------------------------|----------------|---------------------------------------|-------------------|--------------------|----|----------------|-------------------|-------------|------------|-----|----|---------------------------------------|----|----------------|-------------------|-------------|----------------|------------------|-----|------------|--|
| | | 0-11 | 12-23 | 24-35 | 36-47 | 48-60 | 61+ | | | In Intact Family Services | Children of Teen Wards | In Foster Care | LEA EI | PI (center-based) | Child Care Program | HV | Other Services | Multiple Services | Rescreening | LEA (ECSE) | PFA | HS | Child Care Program | HV | Other Services | Multiple Services | Rescreening | Ages 0-35 mos. | Ages 36-61+ mos. | | | |
| | | | | | | | | | | | | | | | | | | | | | | | | | | | | | | | | |
| | | | | | | | | | | | | | | | | | | | | | | | | | | | | | | | | |
| Mar-24 | 16 | 0 | 0 | 9 | 5 | 1 | 1 | 0 | 16 | 0 | 0 | 0 | 2 | 1 | 0 | 0 | 0 | 0 | 5 | 1 | 1 | 1 | 6 | 0 | 0 | 0 | 0 | 0 | 0 | 9 | 7 | |
| TOTAL | 16 | 0 | 0 | 9 | 5 | 1 | 1 | 0 | 16 | 0 | 0 | 0 | 2 | 1 | 0 | 0 | 0 | 0 | 5 | 1 | 1 | 1 | 6 | 0 | 0 | 0 | 0 | 0 | 0 | 9 | 7 | |
| CFC #01 Child & Family Connections, Youth Services Network, Inc., 107 North 3rd Street, Rockford, IL 61107 - Dee Dee Lowery | | | | | | | | | | | | | | | | | | | | | | | | | | | | | | | | |
| Jul-23 | 0 | 0 | 0 | 0 | 0 | 0 | 0 | 0 | 0 | 0 | 0 | 0 | 0 | 0 | 0 | 0 | 0 | 0 | 0 | 0 | 0 | 0 | 0 | 0 | 0 | 0 | 0 | 0 | 0 | 0 | | |
| Aug-23 | 0 | 0 | 0 | 0 | 0 | 0 | 0 | 0 | 0 | 0 | 0 | 0 | 0 | 0 | 0 | 0 | 0 | 0 | 0 | 0 | 0 | 0 | 0 | 0 | 0 | 0 | 0 | 0 | 0 | 0 | | |
| Sep-23 | 0 | 0 | 0 | 0 | 0 | 0 | 0 | 0 | 0 | 0 | 0 | 0 | 0 | 0 | 0 | 0 | 0 | 0 | 0 | 0 | 0 | 0 | 0 | 0 | 0 | 0 | 0 | 0 | 0 | 0 | | |
| Oct-23 | 0 | 0 | 0 | 0 | 0 | 0 | 0 | 0 | 0 | 0 | 0 | 0 | 0 | 0 | 0 | 0 | 0 | 0 | 0 | 0 | 0 | 0 | 0 | 0 | 0 | 0 | 0 | 0 | 0 | 0 | | |
| Nov-23 | 0 | 0 | 0 | 0 | 0 | 0 | 0 | 0 | 0 | 0 | 0 | 0 | 0 | 0 | 0 | 0 | 0 | 0 | 0 | 0 | 0 | 0 | 0 | 0 | 0 | 0 | 0 | 0 | 0 | 0 | | |
| Dec-23 | 0 | 0 | 0 | 0 | 0 | 0 | 0 | 0 | 0 | 0 | 0 | 0 | 0 | 0 | 0 | 0 | 0 | 0 | 0 | 0 | 0 | 0 | 0 | 0 | 0 | 0 | 0 | 0 | 0 | 0 | | |
| Jan-24 | 242 | 21 | 32 | 72 | 73 | 38 | 6 | 122 | 120 | 2 | 6 | 0 | 8 | 0 | 0 | 0 | 0 | 4 | 1 | 0 | 14 | 9 | 77 | 20 | 0 | 0 | 1 | 41 | 34 | 125 | 117 | |
| Feb-24 | 617 | 18 | 26 | 91 | 220 | 187 | 75 | 293 | 324 | 10 | 2 | 6 | 7 | 11 | 0 | 0 | 0 | 1 | 0 | 0 | 18 | 42 | 223 | 15 | 0 | 0 | 1 | 67 | 76 | 135 | 482 | |
| Mar-24 | 494 | 15 | 23 | 58 | 227 | 116 | 55 | 198 | 296 | 7 | 5 | 5 | 4 | 5 | 0 | 0 | 1 | 3 | 11 | 2 | 10 | 41 | 228 | 7 | 7 | 0 | 2 | 66 | 57 | 96 | 398 | |
| TOTAL | 1353 | 54 | 81 | 221 | 520 | 341 | 136 | 613 | 740 | 19 | 13 | 11 | 19 | 16 | 0 | 0 | 1 | 8 | 12 | 2 | 42 | 92 | 528 | 42 | 7 | 0 | 4 | 174 | 167 | 356 | 997 | |
| CFC #02 Child & Family Connections, Lake County Health Department, 3010 Grand Ave. 2nd Floor, Waukegan, IL 60085 - Donna Musser | | | | | | | | | | | | | | | | | | | | | | | | | | | | | | | | |
| Jan-24 | 13 | 0 | 0 | 0 | 6 | 3 | 4 | 5 | 8 | 0 | 0 | 0 | 0 | 0 | 0 | 0 | 0 | 0 | 0 | 0 | 1 | 0 | 0 | 0 | 0 | 7 | 0 | 0 | 0 | 13 | | |
| Feb-24 | 15 | 0 | 0 | 0 | 4 | 10 | 1 | 10 | 5 | 0 | 0 | 0 | 0 | 0 | 0 | 0 | 0 | 0 | 0 | 0 | 1 | 0 | 0 | 0 | 0 | 4 | 0 | 2 | 0 | 15 | | |
| Mar-24 | 13 | 0 | 0 | 0 | 5 | 6 | 2 | 7 | 6 | 0 | 0 | 0 | 0 | 0 | 0 | 0 | 0 | 0 | 0 | 0 | 2 | 0 | 0 | 0 | 0 | 4 | 0 | 0 | 0 | 13 | | |
| TOTAL | 41 | 0 | 0 | 0 | 15 | 19 | 7 | 22 | 19 | 0 | 0 | 0 | 0 | 0 | 0 | 0 | 0 | 0 | 0 | 0 | 4 | 0 | 0 | 0 | 0 | 15 | 0 | 2 | 0 | 41 | | |
| CFC #03 Child & Family Connections, Regional Office of Education for Carroll, Jo Daviess, & Stephenson Co., 27 S State Ave. Ste 101, Freeport, IL 61032 - Angela Hodges | | | | | | | | | | | | | | | | | | | | | | | | | | | | | | | | |
| Jan-24 | 217 | 67 | 58 | 43 | 28 | 27 | 0 | 212 | 5 | 4 | 0 | 1 | 3 | 0 | 0 | 0 | 0 | 0 | 0 | 0 | 2 | 0 | 0 | 0 | 0 | 0 | 0 | 0 | 168 | 55 | | |
| Feb-24 | 18 | 0 | 0 | 5 | 8 | 5 | 0 | 5 | 13 | 0 | 0 | 0 | 0 | 0 | 0 | 0 | 0 | 0 | 0 | 0 | 0 | 0 | 13 | 0 | 0 | 0 | 0 | 0 | 5 | 13 | | |
| TOTAL | 235 | 67 | 58 | 48 | 36 | 32 | 0 | 217 | 18 | 4 | 0 | 1 | 3 | 0 | 0 | 0 | 0 | 0 | 0 | 0 | 2 | 0 | 13 | 0 | 0 | 0 | 0 | 0 | 173 | 68 | | |
| CFC #04 Child & Family Connections, DayOne PACT, 1551 E Fabyan Pkwy, Geneva, IL 60134 - Ellana Mavromatis | | | | | | | | | | | | | | | | | | | | | | | | | | | | | | | | |
| Oct-23 | 13 | 0 | 0 | 0 | 7 | 6 | 0 | 1 | 12 | 0 | 0 | 0 | 0 | 0 | 0 | 0 | 0 | 0 | 0 | 0 | 0 | 12 | 0 | 0 | 0 | 0 | 0 | 0 | 0 | 13 | | |
| Nov-23 | 24 | 0 | 0 | 0 | 13 | 10 | 1 | 1 | 23 | 0 | 0 | 0 | 0 | 0 | 0 | 0 | 0 | 0 | 0 | 0 | 0 | 12 | 0 | 0 | 0 | 0 | 0 | 11 | 0 | 24 | | |
| Dec-23 | 29 | 0 | 0 | 0 | 22 | 7 | 0 | 0 | 29 | 0 | 0 | 0 | 0 | 0 | 0 | 0 | 0 | 0 | 0 | 0 | 4 | 15 | 0 | 0 | 0 | 0 | 0 | 10 | 0 | 29 | | |
| Jan-24 | 180 | 29 | 23 | 28 | 57 | 40 | 3 | 85 | 94 | 6 | 0 | 0 | 3 | 4 | 0 | 0 | 0 | 11 | 0 | 0 | 0 | 27 | 51 | 0 | 0 | 0 | 3 | 16 | 13 | 80 | 100 | |
| Feb-24 | 264 | 29 | 43 | 38 | 99 | 46 | 8 | 113 | 151 | 0 | 0 | 0 | 12 | 1 | 0 | 0 | 0 | 13 | 0 | 4 | 0 | 42 | 80 | 0 | 0 | 0 | 4 | 23 | 26 | 110 | 153 | |

Screenings Reported by CFC/CPS/DCFS and Month / FY2024 Q3

| Month | Total Screened | Ages (in Months) | | | | | | Not Referred | Total Referred | Screenings of Children involved with DCFS | | | # of Children Ages 0 to 3 Referred to | | | | | | | | # of Children Ages 3 to 5 Referred to | | | | | | | | Sub-Totals | | | |
|---|----------------|------------------|-------|-------|-------|-------|-----|--------------|----------------|---|------------------------|----------------|---------------------------------------|------------|-----|-------------------|--------------------|----|----------------|-------------------|---------------------------------------|------------|-----|----|--------------------|----|----------------|-------------------|-------------|----------------|------------------|--|
| | | | | | | | | | | In Intact Family Services | Children of Teen Wards | In Foster Care | LEA EI | LEA (ECSE) | EHS | PI (center-based) | Child Care Program | HV | Other Services | Multiple Services | Rescreening | LEA (ECSE) | PFA | HS | Child Care Program | HV | Other Services | Multiple Services | Rescreening | Ages 0-35 mos. | Ages 36-61+ mos. | |
| | | 0-11 | 12-23 | 24-35 | 36-47 | 48-60 | 61+ | | | | | | | | | | | | | | | | | | | | | | | | | |
| Mar-24 | 206 | 13 | 16 | 38 | 83 | 53 | 4 | 84 | 122 | 2 | 0 | 0 | 5 | 2 | 0 | 0 | 0 | 5 | 0 | 1 | 1 | 33 | 65 | 0 | 0 | 0 | 3 | 12 | 18 | 67 | 140 | |
| TOTAL | 716 | 71 | 82 | 104 | 281 | 162 | 16 | 284 | 431 | 8 | 0 | 0 | 20 | 7 | 0 | 0 | 0 | 29 | 0 | 5 | 1 | 106 | 235 | 0 | 0 | 0 | 10 | 51 | 78 | 257 | 459 | |
| CFC #05 Child & Family Connections, DayOne PACT, 550 Warrenville Rd, Ste 100B, Lisle, IL 60532 - Marianne McGuire | | | | | | | | | | | | | | | | | | | | | | | | | | | | | | | | |
| Jan-24 | 63 | 1 | 1 | 9 | 28 | 20 | 4 | 21 | 42 | 0 | 0 | 0 | 2 | 3 | 0 | 0 | 0 | 0 | 2 | 2 | 0 | 5 | 29 | 0 | 0 | 0 | 0 | 0 | 3 | 11 | 52 | |
| Feb-24 | 70 | 0 | 2 | 21 | 34 | 12 | 1 | 35 | 35 | 0 | 0 | 0 | 0 | 5 | 0 | 0 | 0 | 0 | 0 | 0 | 1 | 6 | 23 | 0 | 0 | 0 | 0 | 0 | 0 | 23 | 47 | |
| Mar-24 | 117 | 1 | 2 | 21 | 67 | 23 | 3 | 37 | 80 | 0 | 0 | 0 | 2 | 14 | 0 | 0 | 0 | 0 | 3 | 3 | 1 | 11 | 51 | 0 | 0 | 0 | 8 | 10 | 3 | 24 | 93 | |
| TOTAL | 250 | 2 | 5 | 51 | 129 | 55 | 8 | 93 | 157 | 0 | 0 | 0 | 4 | 22 | 0 | 0 | 0 | 0 | 5 | 5 | 2 | 22 | 103 | 0 | 0 | 0 | 8 | 10 | 6 | 58 | 192 | |
| CFC #06 Child & Family Connections, Clearbrook, 1835 W Central Rd, Arlington Heights, IL 60005 - Jason Tietz | | | | | | | | | | | | | | | | | | | | | | | | | | | | | | | | |
| Nov-22 | 53 | 1 | 4 | 0 | 27 | 21 | 0 | 13 | 40 | 0 | 0 | 0 | 3 | 0 | 0 | 0 | 0 | 2 | 0 | 0 | 0 | 0 | 31 | 0 | 0 | 0 | 8 | 4 | 0 | 5 | 48 | |
| Dec-22 | 4 | 0 | 0 | 0 | 2 | 2 | 0 | 0 | 4 | 0 | 0 | 0 | 0 | 0 | 0 | 0 | 0 | 0 | 0 | 0 | 0 | 1 | 0 | 0 | 0 | 0 | 3 | 0 | 0 | 0 | 4 | |
| Apr-23 | 4 | 0 | 0 | 0 | 3 | 1 | 0 | 1 | 3 | 0 | 0 | 0 | 0 | 0 | 0 | 0 | 0 | 0 | 0 | 0 | 0 | 0 | 0 | 0 | 0 | 2 | 0 | 1 | 0 | 4 | | |
| Aug-23 | 29 | 0 | 0 | 3 | 21 | 5 | 0 | 16 | 13 | 0 | 0 | 0 | 0 | 3 | 0 | 0 | 0 | 0 | 0 | 0 | 0 | 0 | 9 | 0 | 0 | 0 | 1 | 0 | 0 | 3 | 26 | |
| Sep-23 | 73 | 1 | 2 | 8 | 50 | 10 | 1 | 16 | 49 | 0 | 0 | 0 | 0 | 2 | 0 | 0 | 0 | 4 | 1 | 0 | 2 | 3 | 38 | 0 | 0 | 0 | 7 | 1 | 1 | 11 | 61 | |
| Oct-23 | 20 | 0 | 0 | 5 | 9 | 6 | 0 | 8 | 12 | 0 | 0 | 0 | 0 | 5 | 0 | 0 | 0 | 0 | 0 | 0 | 0 | 6 | 0 | 0 | 0 | 0 | 0 | 0 | 2 | 5 | 15 | |
| Nov-23 | 11 | 0 | 0 | 0 | 4 | 6 | 1 | 5 | 6 | 0 | 0 | 0 | 0 | 0 | 0 | 0 | 0 | 0 | 0 | 0 | 5 | 0 | 0 | 0 | 0 | 0 | 0 | 0 | 1 | 0 | 11 | |
| Dec-23 | 51 | 0 | 0 | 1 | 28 | 21 | 1 | 17 | 34 | 0 | 0 | 0 | 0 | 1 | 0 | 0 | 0 | 0 | 0 | 0 | 3 | 23 | 0 | 0 | 0 | 7 | 5 | 0 | 1 | 50 | | |
| Jan-24 | 134 | 4 | 0 | 14 | 50 | 58 | 8 | 19 | 115 | 0 | 0 | 0 | 0 | 10 | 0 | 0 | 0 | 4 | 2 | 0 | 0 | 10 | 73 | 0 | 0 | 4 | 8 | 8 | 0 | 18 | 116 | |
| Feb-24 | 56 | 2 | 0 | 1 | 26 | 25 | 2 | 8 | 48 | 0 | 0 | 0 | 0 | 0 | 0 | 0 | 0 | 2 | 1 | 0 | 0 | 1 | 38 | 0 | 0 | 2 | 2 | 4 | 0 | 3 | 53 | |
| Mar-24 | 53 | 1 | 1 | 10 | 28 | 8 | 5 | 24 | 29 | 0 | 0 | 0 | 0 | 6 | 0 | 0 | 0 | 4 | 0 | 0 | 0 | 7 | 10 | 0 | 0 | 0 | 2 | 0 | 0 | 12 | 41 | |
| TOTAL | 488 | 9 | 7 | 42 | 248 | 163 | 18 | 127 | 353 | 0 | 0 | 0 | 3 | 27 | 0 | 0 | 0 | 16 | 4 | 0 | 2 | 36 | 222 | 0 | 0 | 6 | 40 | 22 | 5 | 58 | 429 | |
| CFC #07 Child & Family Connections, Suburban Access, Inc, One Westbrook Corporate Ctr, Ste 640, Westchester, IL 60154 - Jo Ann Alferink | | | | | | | | | | | | | | | | | | | | | | | | | | | | | | | | |
| Feb-24 | 54 | 0 | 0 | 16 | 31 | 7 | 0 | 54 | 0 | 0 | 0 | 0 | 0 | 0 | 0 | 0 | 0 | 0 | 0 | 0 | 0 | 0 | 0 | 0 | 0 | 0 | 0 | 0 | 0 | 16 | 38 | |
| TOTAL | 54 | 0 | 0 | 16 | 31 | 7 | 0 | 54 | 0 | 0 | 0 | 0 | 0 | 0 | 0 | 0 | 0 | 0 | 0 | 0 | 0 | 0 | 0 | 0 | 0 | 0 | 0 | 0 | 0 | 16 | 38 | |
| CFC #13 Child & Family Connections, Regional Office of Education #26, 130 S Lafayette St, Ste 200, Macomb, IL 61455 - Chuck Farr | | | | | | | | | | | | | | | | | | | | | | | | | | | | | | | | |
| Jan-24 | 184 | 109 | 61 | 14 | 0 | 0 | 0 | 172 | 12 | 0 | 0 | 0 | 0 | 0 | 0 | 0 | 0 | 11 | 0 | 0 | 0 | 0 | 1 | 0 | 0 | 0 | 0 | 0 | 0 | 184 | 0 | |
| Feb-24 | 123 | 81 | 40 | 2 | 0 | 0 | 0 | 116 | 7 | 0 | 0 | 0 | 7 | 0 | 0 | 0 | 0 | 0 | 0 | 0 | 0 | 0 | 0 | 0 | 0 | 0 | 0 | 0 | 0 | 123 | 0 | |
| Mar-24 | 129 | 86 | 35 | 8 | 0 | 0 | 0 | 119 | 11 | 2 | 0 | 1 | 10 | 0 | 0 | 0 | 0 | 0 | 0 | 0 | 0 | 1 | 0 | 0 | 0 | 0 | 0 | 0 | 0 | 129 | 0 | |
| TOTAL | 436 | 276 | 136 | 24 | 0 | 0 | 0 | 407 | 30 | 2 | 0 | 1 | 17 | 0 | 0 | 0 | 0 | 11 | 0 | 0 | 0 | 0 | 2 | 0 | 0 | 0 | 0 | 0 | 0 | 436 | 0 | |
| CFC #14 Child & Family Connections, 3000 W Rohmann Ave., West Peoria, IL 61604 - Michelle Harr | | | | | | | | | | | | | | | | | | | | | | | | | | | | | | | | |
| Jan-24 | 150 | 20 | 20 | 41 | 46 | 20 | 3 | 71 | 79 | 2 | 0 | 3 | 6 | 1 | 0 | 4 | 0 | 0 | 9 | 0 | 2 | 10 | 45 | 0 | 1 | 0 | 0 | 1 | 3 | 81 | 69 | |

Screenings Reported by CFC/CPS/DCFS and Month / FY2024 Q3

| Month | Total Screened | Ages (in Months) | | | | | | Not Referred | Total Referred | Screenings of Children involved with DCFS | | | # of Children Ages 0 to 3 Referred to | | | | | | | | # of Children Ages 3 to 5 Referred to | | | | | | | | Sub-Totals | | |
|--|----------------|------------------|-------|-------|-------|-------|-----|--------------|----------------|---|------------------------|----------------|---------------------------------------|------------|-----|-------------------|--------------------|----|----------------|-------------------|---------------------------------------|------------|-----|----|--------------------|----|----------------|-------------------|-------------|----------------|------------------|
| | | 0-11 | 12-23 | 24-35 | 36-47 | 48-60 | 61+ | | | In Intact Family Services | Children of Teen Wards | In Foster Care | LEA EI | LEA (ECSE) | EHS | PI (center-based) | Child Care Program | HV | Other Services | Multiple Services | Rescreening | LEA (ECSE) | PFA | HS | Child Care Program | HV | Other Services | Multiple Services | Rescreening | Ages 0-35 mos. | Ages 36-61+ mos. |
| | | | | | | | | | | | | | | | | | | | | | | | | | | | | | | | |
| Feb-24 | 245 | 15 | 15 | 39 | 116 | 55 | 5 | 66 | 179 | 1 | 0 | 8 | 5 | 6 | 0 | 8 | 0 | 0 | 9 | 1 | 5 | 26 | 97 | 0 | 0 | 0 | 20 | 14 | 14 | 69 | 176 |
| Mar-24 | 168 | 13 | 19 | 31 | 75 | 28 | 2 | 62 | 106 | 5 | 0 | 6 | 1 | 3 | 0 | 9 | 0 | 0 | 1 | 0 | 1 | 23 | 63 | 1 | 0 | 0 | 4 | 7 | 12 | 63 | 105 |
| TOTAL | 563 | 48 | 54 | 111 | 237 | 103 | 10 | 199 | 364 | 8 | 0 | 17 | 12 | 10 | 0 | 21 | 0 | 0 | 19 | 1 | 8 | 59 | 205 | 1 | 1 | 0 | 24 | 22 | 29 | 213 | 350 |
| CFC #15 Child & Family Connections, Services of Will, Grundy, & Kankakee Counties, Inc., 2300 Glenwood Ave, Joliet, IL 60435 - Rachel Cimino | | | | | | | | | | | | | | | | | | | | | | | | | | | | | | | |
| Jan-24 | 301 | 16 | 27 | 45 | 103 | 89 | 21 | 166 | 135 | 16 | 0 | 0 | 2 | 1 | 0 | 0 | 0 | 0 | 0 | 0 | 0 | 51 | 52 | 0 | 0 | 0 | 8 | 0 | 21 | 88 | 213 |
| Feb-24 | 530 | 22 | 20 | 36 | 220 | 191 | 41 | 208 | 322 | 1 | 0 | 0 | 0 | 3 | 0 | 0 | 0 | 0 | 0 | 0 | 54 | 104 | 0 | 0 | 0 | 11 | 0 | 149 | 78 | 452 | |
| Mar-24 | 511 | 18 | 28 | 89 | 229 | 125 | 22 | 184 | 327 | 0 | 0 | 0 | 8 | 1 | 0 | 0 | 5 | 2 | 0 | 0 | 54 | 207 | 0 | 0 | 0 | 20 | 1 | 30 | 135 | 376 | |
| TOTAL | 1342 | 56 | 75 | 170 | 552 | 405 | 84 | 558 | 784 | 17 | 0 | 0 | 10 | 5 | 0 | 0 | 5 | 2 | 0 | 0 | 2 | 159 | 363 | 0 | 0 | 0 | 39 | 1 | 200 | 301 | 1041 |
| CFC #16 Child & Family Connections, 201 W Springfield Ave, Ste 508 & 509, Champaign, IL 61820 - Chris Johnson | | | | | | | | | | | | | | | | | | | | | | | | | | | | | | | |
| Jan-24 | 72 | 12 | 4 | 3 | 39 | 14 | 0 | 44 | 28 | 1 | 0 | 1 | 3 | 0 | 0 | 0 | 0 | 0 | 0 | 3 | 3 | 6 | 20 | 0 | 5 | 0 | 6 | 6 | 6 | 19 | 53 |
| Feb-24 | 210 | 5 | 5 | 40 | 126 | 33 | 1 | 79 | 131 | 2 | 0 | 5 | 3 | 2 | 0 | 0 | 0 | 0 | 27 | 1 | 4 | 20 | 69 | 0 | 7 | 0 | 24 | 30 | 14 | 50 | 160 |
| Mar-24 | 307 | 8 | 3 | 48 | 191 | 54 | 3 | 93 | 214 | 2 | 0 | 5 | 5 | 8 | 0 | 0 | 0 | 0 | 18 | 2 | 6 | 17 | 154 | 0 | 0 | 0 | 16 | 16 | 8 | 59 | 248 |
| TOTAL | 589 | 25 | 12 | 91 | 356 | 101 | 4 | 216 | 373 | 5 | 0 | 11 | 11 | 10 | 0 | 0 | 0 | 0 | 45 | 6 | 13 | 43 | 243 | 0 | 12 | 0 | 46 | 52 | 28 | 128 | 461 |
| CFC #17 Child & Family Connections, ROE of Adams/Pike Counties, 510 Maine St, Ste 615, Quincy, IL 62301 - Kara Hoffman | | | | | | | | | | | | | | | | | | | | | | | | | | | | | | | |
| Dec-23 | 35 | 0 | 0 | 0 | 9 | 20 | 6 | 34 | 1 | 0 | 0 | 0 | 0 | 0 | 0 | 0 | 0 | 0 | 0 | 0 | 0 | 0 | 0 | 0 | 0 | 0 | 0 | 0 | 1 | 0 | 35 |
| Jan-24 | 52 | 0 | 0 | 19 | 16 | 13 | 4 | 32 | 20 | 0 | 0 | 2 | 0 | 0 | 0 | 0 | 0 | 0 | 0 | 0 | 9 | 0 | 0 | 0 | 0 | 0 | 0 | 0 | 11 | 19 | 33 |
| Feb-24 | 116 | 2 | 4 | 13 | 55 | 36 | 2 | 83 | 33 | 1 | 0 | 3 | 0 | 0 | 0 | 0 | 0 | 0 | 0 | 0 | 0 | 0 | 0 | 0 | 0 | 0 | 0 | 33 | 19 | 93 | |
| Mar-24 | 172 | 3 | 8 | 63 | 74 | 25 | 0 | 106 | 66 | 2 | 0 | 3 | 0 | 0 | 0 | 0 | 0 | 0 | 0 | 0 | 26 | 0 | 0 | 0 | 0 | 0 | 0 | 0 | 41 | 74 | 99 |
| TOTAL | 375 | 5 | 12 | 95 | 154 | 94 | 12 | 255 | 120 | 3 | 0 | 8 | 0 | 0 | 0 | 0 | 0 | 0 | 0 | 0 | 35 | 0 | 0 | 0 | 0 | 0 | 0 | 0 | 86 | 112 | 260 |
| CFC #19 Child & Family Connections, Macon Co. Community Mental Health Board, 132 S Water St, Ste 604, Decatur, IL 62523 - Amy Farmer | | | | | | | | | | | | | | | | | | | | | | | | | | | | | | | |
| Jan-24 | 22 | 0 | 0 | 0 | 20 | 2 | 0 | 0 | 22 | 0 | 0 | 0 | 0 | 0 | 0 | 0 | 0 | 0 | 0 | 0 | 7 | 15 | 0 | 0 | 0 | 4 | 4 | 0 | 0 | 22 | |
| Feb-24 | 419 | 0 | 0 | 44 | 211 | 73 | 78 | 16 | 403 | 0 | 0 | 0 | 1 | 7 | 0 | 0 | 0 | 0 | 36 | 0 | 0 | 36 | 147 | 0 | 162 | 0 | 33 | 26 | 5 | 44 | 362 |
| Mar-24 | 458 | 0 | 3 | 124 | 127 | 68 | 126 | 20 | 438 | 0 | 0 | 0 | 2 | 19 | 0 | 0 | 0 | 0 | 98 | 16 | 1 | 23 | 290 | 0 | 0 | 0 | 17 | 17 | 0 | 127 | 321 |
| TOTAL | 899 | 0 | 3 | 168 | 358 | 143 | 204 | 36 | 863 | 0 | 0 | 0 | 3 | 26 | 0 | 0 | 0 | 0 | 134 | 16 | 1 | 66 | 452 | 0 | 162 | 0 | 54 | 47 | 5 | 171 | 705 |
| CFC #20 Child & Family Connections, Community Support Systems, 1901 S 4th St, Ste 209, Effingham, IL 62401 - Rita Wahl | | | | | | | | | | | | | | | | | | | | | | | | | | | | | | | |
| Oct-23 | 1 | 0 | 0 | 0 | 1 | 0 | 0 | 0 | 1 | 1 | 0 | 0 | 0 | 0 | 0 | 0 | 0 | 0 | 0 | 0 | 1 | 0 | 0 | 0 | 0 | 0 | 0 | 0 | 0 | 0 | 1 |
| Nov-23 | 0 | 0 | 0 | 0 | 0 | 0 | 0 | 0 | 0 | 0 | 0 | 0 | 0 | 0 | 0 | 0 | 0 | 0 | 0 | 0 | 0 | 0 | 0 | 0 | 0 | 0 | 0 | 0 | 0 | 0 | 0 |
| Dec-23 | 1 | 0 | 0 | 0 | 0 | 1 | 0 | 0 | 1 | 1 | 0 | 0 | 0 | 0 | 0 | 0 | 0 | 0 | 0 | 0 | 1 | 0 | 0 | 0 | 0 | 0 | 0 | 0 | 0 | 0 | 1 |
| Jan-24 | 1 | 0 | 0 | 0 | 1 | 0 | 0 | 0 | 1 | 1 | 0 | 0 | 0 | 0 | 0 | 0 | 0 | 0 | 0 | 0 | 1 | 0 | 0 | 0 | 0 | 0 | 0 | 0 | 0 | 0 | 1 |
| Feb-24 | 127 | 0 | 0 | 18 | 48 | 24 | 37 | 1 | 126 | 2 | 0 | 0 | 2 | 1 | 0 | 0 | 0 | 10 | 3 | 0 | 2 | 16 | 28 | 27 | 0 | 0 | 39 | 6 | 0 | 18 | 109 |

Screenings Reported by CFC/CPS/DCFS and Month / FY2024 Q3

| Month | Total Screened | Ages (in Months) | | | | | | Not Referred | Total Referred | Screenings of Children involved with DCFS | | | # of Children Ages 0 to 3 Referred to | | | | | | | | # of Children Ages 3 to 5 Referred to | | | | | | | | Sub-Totals | | |
|--|----------------|------------------|-------|-------|-------|-------|-----|--------------|----------------|---|------------------------|----------------|---------------------------------------|--------|-----|-------------------|--------------------|----|----------------|-------------------|---------------------------------------|------------|-----|----|--------------------|----|----------------|-------------------|-------------|----------------|------------------|
| | | 0-11 | 12-23 | 24-35 | 36-47 | 48-60 | 61+ | | | In Intact Family Services | Children of Teen Wards | In Foster Care | LEA EI | (ECSE) | EHS | PI (center-based) | Child Care Program | HV | Other Services | Multiple Services | Rescreening | LEA (ECSE) | PFA | HS | Child Care Program | HV | Other Services | Multiple Services | Rescreening | Ages 0-35 mos. | Ages 36-61+ mos. |
| | | | | | | | | | | | | | | | | | | | | | | | | | | | | | | | |
| Mar-24 | 217 | 0 | 0 | 37 | 102 | 25 | 45 | 47 | 170 | 1 | 0 | 1 | 0 | 4 | 0 | 0 | 0 | 0 | 21 | 1 | 8 | 2 | 139 | 0 | 0 | 0 | 3 | 3 | 1 | 37 | 172 |
| TOTAL | 347 | 0 | 0 | 55 | 152 | 50 | 82 | 48 | 299 | 6 | 0 | 1 | 2 | 5 | 0 | 0 | 0 | 10 | 24 | 1 | 10 | 21 | 167 | 27 | 0 | 0 | 42 | 9 | 1 | 55 | 284 |
| CFC #21 Child & Family Connections, Regional Office of Education #13, 4 Eagle Center, Ste 4, O'Fallon, IL 62269 - Terri Kampwerth | | | | | | | | | | | | | | | | | | | | | | | | | | | | | | | |
| Jan-24 | 126 | 18 | 21 | 22 | 34 | 29 | 3 | 62 | 64 | 7 | 0 | 7 | 0 | 0 | 0 | 0 | 5 | 0 | 0 | 14 | 6 | 43 | 0 | 7 | 0 | 1 | 0 | 0 | 61 | 66 | |
| Feb-24 | 201 | 15 | 27 | 51 | 125 | 40 | 3 | 122 | 79 | 4 | 0 | 5 | 4 | 5 | 0 | 0 | 0 | 1 | 0 | 0 | 10 | 9 | 31 | 2 | 0 | 0 | 2 | 0 | 15 | 93 | 168 |
| Mar-24 | 43 | 3 | 5 | 14 | 18 | 3 | 0 | 14 | 29 | 0 | 0 | 1 | 1 | 0 | 0 | 0 | 0 | 0 | 0 | 0 | 4 | 0 | 24 | 0 | 0 | 0 | 0 | 6 | 2 | 22 | 21 |
| TOTAL | 370 | 36 | 53 | 87 | 177 | 72 | 6 | 198 | 172 | 11 | 0 | 13 | 5 | 5 | 0 | 0 | 0 | 6 | 0 | 0 | 28 | 15 | 98 | 2 | 7 | 0 | 3 | 6 | 17 | 176 | 255 |
| CFC #22 Child & Family Connections, Regional Office of Education #13, 660 W Noleman St, Centralia, IL 62801 - Nicole Van Hise | | | | | | | | | | | | | | | | | | | | | | | | | | | | | | | |
| Dec-19 | 36 | 0 | 0 | 12 | 15 | 9 | 0 | 29 | 7 | 0 | 0 | 0 | 0 | 0 | 0 | 0 | 0 | 1 | 0 | 1 | 0 | 0 | 0 | 0 | 0 | 6 | 0 | 1 | 12 | 24 | |
| Jan-24 | 25 | 7 | 10 | 3 | 4 | 1 | 0 | 0 | 25 | 0 | 0 | 0 | 0 | 0 | 0 | 0 | 0 | 20 | 0 | 0 | 0 | 0 | 5 | 0 | 0 | 0 | 0 | 0 | 20 | 5 | |
| Feb-24 | 222 | 2 | 9 | 65 | 58 | 62 | 26 | 181 | 38 | 0 | 0 | 0 | 0 | 0 | 0 | 0 | 0 | 0 | 0 | 0 | 0 | 16 | 0 | 0 | 1 | 3 | 0 | 11 | 76 | 146 | |
| Mar-24 | 91 | 0 | 1 | 18 | 26 | 32 | 14 | 77 | 14 | 0 | 0 | 0 | 0 | 0 | 0 | 0 | 0 | 1 | 0 | 1 | 0 | 0 | 0 | 0 | 0 | 1 | 0 | 11 | 19 | 72 | |
| TOTAL | 374 | 9 | 20 | 98 | 103 | 104 | 40 | 287 | 84 | 0 | 0 | 0 | 0 | 0 | 0 | 0 | 0 | 22 | 0 | 2 | 0 | 21 | 0 | 0 | 1 | 10 | 0 | 23 | 127 | 247 | |
| CFC #23 Child & Family Connections, Wabash & Ohio Valley Special Education Dist., 800 S Division St, Norris City, IL 62869 - Charity Heifner | | | | | | | | | | | | | | | | | | | | | | | | | | | | | | | |
| Jul-23 | 0 | 0 | 0 | 0 | 0 | 0 | 0 | 0 | 0 | 0 | 0 | 0 | 0 | 0 | 0 | 0 | 0 | 0 | 0 | 0 | 0 | 0 | 0 | 0 | 0 | 0 | 0 | 0 | 0 | 0 | |
| Aug-23 | 7 | 4 | 2 | 1 | 0 | 0 | 0 | 1 | 6 | 0 | 0 | 0 | 1 | 0 | 0 | 0 | 0 | 5 | 0 | 0 | 0 | 0 | 0 | 0 | 0 | 0 | 0 | 0 | 7 | 0 | |
| Jan-24 | 16 | 0 | 0 | 2 | 12 | 1 | 1 | 0 | 16 | 0 | 0 | 0 | 0 | 2 | 0 | 0 | 0 | 0 | 0 | 0 | 2 | 0 | 13 | 0 | 0 | 0 | 0 | 0 | 8 | 2 | 14 |
| Feb-24 | 94 | 13 | 16 | 23 | 21 | 20 | 1 | 78 | 16 | 0 | 0 | 0 | 2 | 0 | 0 | 0 | 0 | 0 | 0 | 0 | 2 | 1 | 12 | 0 | 0 | 0 | 0 | 0 | 8 | 52 | 42 |
| Mar-24 | 125 | 6 | 9 | 11 | 66 | 33 | 0 | 57 | 68 | 0 | 0 | 0 | 1 | 0 | 0 | 0 | 0 | 0 | 0 | 0 | 2 | 63 | 0 | 0 | 0 | 0 | 0 | 36 | 26 | 99 | |
| TOTAL | 242 | 23 | 27 | 37 | 99 | 54 | 2 | 136 | 106 | 0 | 0 | 0 | 4 | 2 | 0 | 0 | 0 | 5 | 0 | 0 | 4 | 3 | 88 | 0 | 0 | 0 | 0 | 0 | 52 | 87 | 155 |
| CFC #24 Child & Family Connections, Archway, Inc., 2751 W Main, PO Box 1180, Carbondale, IL 62901-1180 - Lindsay Baskin | | | | | | | | | | | | | | | | | | | | | | | | | | | | | | | |
| Jan-24 | 91 | 21 | 27 | 24 | 15 | 3 | 1 | 47 | 44 | 0 | 0 | 8 | 0 | 0 | 0 | 6 | 0 | 19 | 0 | 8 | 8 | 0 | 19 | 0 | 0 | 0 | 0 | 0 | 72 | 19 | |
| Feb-24 | 3 | 0 | 0 | 0 | 3 | 0 | 0 | 0 | 3 | 0 | 0 | 0 | 0 | 0 | 0 | 0 | 0 | 0 | 0 | 0 | 0 | 3 | 0 | 0 | 0 | 0 | 0 | 0 | 0 | 3 | |
| Mar-24 | 21 | 1 | 5 | 10 | 5 | 0 | 0 | 21 | 0 | 0 | 0 | 0 | 0 | 0 | 0 | 0 | 0 | 0 | 0 | 0 | 0 | 0 | 0 | 0 | 0 | 0 | 0 | 16 | 5 | | |
| TOTAL | 115 | 22 | 32 | 34 | 23 | 3 | 1 | 68 | 47 | 0 | 0 | 8 | 0 | 0 | 0 | 6 | 0 | 19 | 0 | 8 | 8 | 0 | 22 | 0 | 0 | 0 | 0 | 0 | 88 | 27 | |
| CFC #25 Child & Family Connections, Options & Advocacy for McHenry Co., 365 Millennium Dr, Ste A, Crystal Lake, IL 60012 - Susan Beckman | | | | | | | | | | | | | | | | | | | | | | | | | | | | | | | |
| Dec-23 | 0 | 0 | 0 | 0 | 0 | 0 | 0 | 0 | 0 | 0 | 0 | 0 | 0 | 0 | 0 | 0 | 0 | 0 | 0 | 0 | 0 | 0 | 0 | 0 | 0 | 0 | 0 | 0 | 0 | 0 | |
| Jan-24 | 292 | 36 | 80 | 56 | 71 | 48 | 1 | 108 | 184 | 1 | 0 | 0 | 99 | 3 | 0 | 0 | 0 | 0 | 1 | 0 | 1 | 17 | 59 | 0 | 0 | 0 | 5 | 1 | 2 | 172 | 120 |
| Feb-24 | 127 | 14 | 39 | 34 | 49 | 36 | 2 | 13 | 161 | 0 | 0 | 1 | 77 | 3 | 0 | 0 | 0 | 0 | 3 | 0 | 2 | 6 | 64 | 0 | 0 | 0 | 15 | 2 | 0 | 87 | 87 |

Screenings Reported by CFC/CPS/DCFS and Month / FY2024 Q3

| | | Screenings of Children involved with DCFS | | | | | | | | | | | # of Children Ages 0 to 3 Referred to | | | | | | | | # of Children Ages 3 to 5 Referred to | | | | | | | | Sub-Totals | | |
|--------|-------------------|--|-------|-------|-------|-------|-----|-----------------|-------------------|---------------------------------|------------------------------|----------------------|---------------------------------------|-----------------|--------------------------------|---------|----|-------------------|----------------------|-------------|---------------------------------------|-----|-----|--------------------------|----|-------------------|----------------------|-------------|----------------------|------------------------|-----|
| Month | Total Screened | Ages (in Months) | | | | | | Not Referred | Total Referred | In Intact Family Services | Children of Teen Wards | In Foster Care | PI EI | Child (ECSE) | Care (center- EHS based) | Program | HV | Other Services | Multiple Services | Rescreening | LEA (ECSE) | PFA | HS | Child Care Program | HV | Other Services | Multiple Services | Rescreening | Ages 0-35 mos. | Ages 36-61+ mos. | |
| | | 0-11 | 12-23 | 24-35 | 36-47 | 48-60 | 61+ | | | | | | | | | | | | | | | | | | | | | | | | |
| Mar-24 | 187 | 25 | 42 | 40 | 44 | 34 | 3 | 60 | 127 | 0 | 0 | 0 | 69 | 1 | 0 | 0 | 0 | 0 | 1 | 0 | 0 | 12 | 43 | 0 | 0 | 0 | 0 | 2 | 1 | 107 | 81 |
| TOTAL | 606 | 75 | 161 | 130 | 164 | 118 | 6 | 181 | 472 | 1 | 0 | 1 | 245 | 7 | 0 | 0 | 0 | 0 | 5 | 0 | 3 | 35 | 166 | 0 | 0 | 0 | 20 | 5 | 3 | 366 | 288 |

Screenings Reported by CFC/CPS/DCFS and Agencies Represented / FY2024-Q3

| Agency Type | Total Screened | Ages (in Months) | | | | | | Not Referred | Total Referred | Screenings of Children involved with DCFS | | | # of Children Ages 0 to 3 Referred to | | | | | | | | | | # of Children Ages 3 to 5 Referred to | | | | | | | | Sub-Totals | |
|---|----------------|------------------|-------|-------|-------|-------|-----|--------------|----------------|---|------------------------|----------------|---------------------------------------|--------|-----|-------------------|--------------------|----|----------------|-------------------|-------------|------------|---------------------------------------|----|--------------------|----|----------------|-------------------|-------------|----------------|------------------|--|
| | | 0-11 | 12-23 | 24-35 | 36-47 | 48-60 | 61+ | | | In Intact Family Services | Children of Teen Wards | In Foster Care | LEA EI | (ECSE) | EHS | PI (center-based) | Child Care Program | HV | Other Services | Multiple Services | Rescreening | LEA (ECSE) | PFA | HS | Child Care Program | HV | Other Services | Multiple Services | Rescreening | Ages 0-35 mos. | Ages 36-61+ mos. | |
| | | | | | | | | | | | | | | | | | | | | | | | | | | | | | | | | |
| LEA | 16 | 0 | 0 | 9 | 5 | 1 | 1 | 0 | 16 | 0 | 0 | 0 | 2 | 1 | 0 | 0 | 0 | 0 | 5 | 1 | 1 | 1 | 6 | 0 | 0 | 0 | 0 | 0 | 0 | 9 | 7 | |
| CFC #01 Child & Family Connections, Youth Services Network, Inc., 107 North 3rd Street, Rockford, IL 61107 - Dee Dee Lowery | | | | | | | | | | | | | | | | | | | | | | | | | | | | | | | | |
| CC | 0 | 0 | 0 | 0 | 0 | 0 | 0 | 0 | 0 | 0 | 0 | 0 | 0 | 0 | 0 | 0 | 0 | 0 | 0 | 0 | 0 | 0 | 0 | 0 | 0 | 0 | 0 | 0 | 0 | 0 | | |
| HS/EHS | 119 | 19 | 29 | 47 | 17 | 6 | 1 | 82 | 37 | 0 | 0 | 3 | 0 | 0 | 0 | 0 | 0 | 0 | 0 | 0 | 28 | 0 | 0 | 0 | 0 | 0 | 0 | 0 | 9 | 95 | 24 | |
| HV | 35 | 1 | 1 | 7 | 20 | 6 | 0 | 0 | 35 | 0 | 0 | 0 | 0 | 0 | 0 | 7 | 2 | 0 | 0 | 0 | 0 | 26 | 0 | 0 | 0 | 0 | 0 | 0 | 9 | 26 | | |
| LEA | 1234 | 35 | 52 | 174 | 503 | 335 | 135 | 531 | 703 | 19 | 13 | 8 | 19 | 16 | 0 | 0 | 1 | 8 | 12 | 2 | 14 | 92 | 528 | 42 | 7 | 0 | 4 | 174 | 158 | 261 | 973 | |
| CFC #02 Child & Family Connections, Lake County Health Department, 3010 Grand Ave, 2nd Floor, Waukegan, IL 60085 - Donna Musser | | | | | | | | | | | | | | | | | | | | | | | | | | | | | | | | |
| LEA | 41 | 0 | 0 | 0 | 15 | 19 | 7 | 22 | 19 | 0 | 0 | 0 | 0 | 0 | 0 | 0 | 0 | 0 | 0 | 0 | 4 | 0 | 0 | 0 | 0 | 15 | 0 | 2 | 0 | 41 | | |
| CFC #03 Child & Family Connections, Regional Office of Education for Carroll, Jo Daviess, & Stephenson Co., 27 S State Ave, Ste 101, Freeport, IL 61032 - Angela Hodges | | | | | | | | | | | | | | | | | | | | | | | | | | | | | | | | |
| FCM | 179 | 61 | 45 | 27 | 25 | 27 | 0 | 174 | 5 | 0 | 0 | 0 | 3 | 0 | 0 | 0 | 0 | 0 | 0 | 0 | 2 | 0 | 0 | 0 | 0 | 0 | 0 | 0 | 133 | 52 | | |
| HV | 38 | 6 | 13 | 16 | 3 | 0 | 0 | 38 | 0 | 4 | 0 | 1 | 0 | 0 | 0 | 0 | 0 | 0 | 0 | 0 | 0 | 0 | 0 | 0 | 0 | 0 | 0 | 0 | 35 | 3 | | |
| LEA | 56 | 6 | 13 | 21 | 11 | 5 | 0 | 43 | 13 | 4 | 0 | 1 | 0 | 0 | 0 | 0 | 0 | 0 | 0 | 0 | 0 | 0 | 13 | 0 | 0 | 0 | 0 | 0 | 40 | 16 | | |
| WIC | 179 | 61 | 45 | 27 | 25 | 27 | 0 | 174 | 5 | 0 | 0 | 0 | 3 | 0 | 0 | 0 | 0 | 0 | 0 | 0 | 2 | 0 | 0 | 0 | 0 | 0 | 0 | 0 | 133 | 52 | | |
| CFC #04 Child & Family Connections, DayOne PACT, 1551 E Fabyan Pkwy, Geneva, IL 60134 - Ellana Mavromatis | | | | | | | | | | | | | | | | | | | | | | | | | | | | | | | | |
| HV | 99 | 26 | 34 | 39 | 0 | 0 | 0 | 70 | 29 | 0 | 0 | 0 | 5 | 0 | 0 | 0 | 0 | 29 | 0 | 5 | 0 | 0 | 0 | 0 | 0 | 0 | 0 | 0 | 99 | 0 | | |
| LEA | 489 | 1 | 6 | 25 | 279 | 162 | 16 | 96 | 392 | 0 | 0 | 0 | 5 | 7 | 0 | 0 | 0 | 0 | 0 | 1 | 106 | 235 | 0 | 0 | 0 | 10 | 51 | 78 | 32 | 457 | | |
| PAT | 128 | 44 | 42 | 40 | 2 | 0 | 0 | 118 | 10 | 8 | 0 | 0 | 10 | 0 | 0 | 0 | 0 | 0 | 0 | 0 | 0 | 0 | 0 | 0 | 0 | 0 | 0 | 0 | 126 | 2 | | |
| CFC #05 Child & Family Connections, DayOne PACT, 550 Warrenville Rd, Ste 100B, Lisle, IL 60532 - Marianne McGuire | | | | | | | | | | | | | | | | | | | | | | | | | | | | | | | | |
| LEA | 232 | 0 | 0 | 40 | 129 | 55 | 8 | 80 | 152 | 0 | 0 | 0 | 1 | 22 | 0 | 0 | 0 | 5 | 5 | 0 | 22 | 103 | 0 | 0 | 0 | 8 | 10 | 6 | 40 | 192 | | |
| PAT | 18 | 2 | 5 | 11 | 0 | 0 | 0 | 13 | 5 | 0 | 0 | 0 | 3 | 0 | 0 | 0 | 0 | 0 | 0 | 2 | 0 | 0 | 0 | 0 | 0 | 0 | 0 | 0 | 18 | 0 | | |
| CFC #06 Child & Family Connections, Clearbrook, 1835 W Central Rd, Arlington Heights, IL 60005 - Jason Tietz | | | | | | | | | | | | | | | | | | | | | | | | | | | | | | | | |
| CC | 9 | 0 | 0 | 1 | 5 | 3 | 0 | 2 | 7 | 0 | 0 | 0 | 0 | 1 | 0 | 0 | 0 | 0 | 0 | 0 | 3 | 0 | 0 | 0 | 0 | 3 | 0 | 0 | 1 | 8 | | |
| LEA | 479 | 9 | 7 | 41 | 243 | 160 | 18 | 125 | 346 | 0 | 0 | 0 | 3 | 26 | 0 | 0 | 0 | 16 | 4 | 0 | 2 | 33 | 222 | 0 | 0 | 6 | 37 | 22 | 5 | 57 | 421 | |
| CFC #07 Child & Family Connections, Suburban Access, Inc, One Westbrook Corporate Ctr, Ste 640, Westchester, IL 60154 - Jo Ann Alferink | | | | | | | | | | | | | | | | | | | | | | | | | | | | | | | | |
| LEA | 54 | 0 | 0 | 16 | 31 | 7 | 0 | 54 | 0 | 0 | 0 | 0 | 0 | 0 | 0 | 0 | 0 | 0 | 0 | 0 | 0 | 0 | 0 | 0 | 0 | 0 | 0 | 0 | 16 | 38 | | |

Screenings Reported by CFC/CPS/DCFS and Agencies Represented / FY2024-Q3

| Agency Type | Total Screened | Ages (in Months) | | | | | | Not Referred | Total Referred | Screenings of Children involved with DCFS | | | # of Children Ages 0 to 3 Referred to | | | | | | | | # of Children Ages 3 to 5 Referred to | | | | | | | | Sub-Totals | | |
|--|----------------|------------------|-------|-------|-------|-------|-----|--------------|----------------|---|------------------------|----------------|---------------------------------------|--------|-----|-------------------|--------------------|----|----------------|-------------------|---------------------------------------|------------|-----|----|--------------------|----|----------------|-------------------|-------------|----------------|------------------|
| | | 0-11 | 12-23 | 24-35 | 36-47 | 48-60 | 61+ | | | In Intact Family Services | Children of Teen Wards | In Foster Care | LEA EI | (ECSE) | EHS | PI (center-based) | Child Care Program | HV | Other Services | Multiple Services | Rescreening | LEA (ECSE) | PFA | HS | Child Care Program | HV | Other Services | Multiple Services | Rescreening | Ages 0-35 mos. | Ages 36-61+ mos. |
| | | | | | | | | | | | | | | | | | | | | | | | | | | | | | | | |
| CFC #13 Child & Family Connections, Regional Office of Education #26, 130 S Lafayette St, Ste 200, Macomb, IL 61455 - Chuck Farr | | | | | | | | | | | | | | | | | | | | | | | | | | | | | | | |
| FCM | 383 | 259 | 118 | 6 | 0 | 0 | 0 | 355 | 28 | 0 | 0 | 0 | 17 | 0 | 0 | 0 | 0 | 11 | 0 | 0 | 0 | 0 | 0 | 0 | 0 | 0 | 0 | 0 | 0 | 383 | 0 |
| PI | 53 | 17 | 18 | 18 | 0 | 0 | 0 | 52 | 2 | 2 | 0 | 1 | 0 | 0 | 0 | 0 | 0 | 0 | 0 | 0 | 2 | 0 | 0 | 0 | 0 | 0 | 0 | 0 | 53 | 0 | |
| CFC #14 Child & Family Connections, 3000 W Rohmann Ave, , West Peoria, IL 61604 - Michelle Harr | | | | | | | | | | | | | | | | | | | | | | | | | | | | | | | |
| CC | 15 | 0 | 3 | 1 | 6 | 5 | 0 | 15 | 0 | 0 | 0 | 0 | 0 | 0 | 0 | 0 | 0 | 0 | 0 | 0 | 0 | 0 | 0 | 0 | 0 | 0 | 0 | 0 | 4 | 11 | |
| HV | 98 | 22 | 31 | 17 | 18 | 10 | 0 | 87 | 11 | 4 | 0 | 1 | 4 | 0 | 0 | 0 | 0 | 0 | 0 | 0 | 1 | 3 | 0 | 1 | 1 | 0 | 0 | 0 | 2 | 70 | 28 |
| LEA | 410 | 8 | 7 | 74 | 218 | 93 | 10 | 64 | 346 | 4 | 0 | 16 | 3 | 10 | 0 | 21 | 0 | 0 | 19 | 1 | 6 | 56 | 205 | 0 | 0 | 0 | 23 | 22 | 27 | 89 | 321 |
| LIC | 11 | 1 | 7 | 3 | 0 | 0 | 0 | 5 | 6 | 0 | 0 | 0 | 5 | 0 | 0 | 0 | 0 | 0 | 0 | 1 | 0 | 0 | 0 | 0 | 0 | 0 | 0 | 0 | 11 | 0 | |
| MFP | 1 | 0 | 0 | 0 | 1 | 0 | 0 | 0 | 1 | 0 | 0 | 0 | 0 | 0 | 0 | 0 | 0 | 0 | 0 | 0 | 0 | 0 | 0 | 0 | 1 | 0 | 0 | 0 | 0 | 1 | |
| PAT | 43 | 17 | 9 | 17 | 0 | 0 | 0 | 43 | 0 | 0 | 0 | 0 | 0 | 0 | 0 | 0 | 0 | 0 | 0 | 0 | 0 | 0 | 0 | 0 | 0 | 0 | 0 | 0 | 43 | 0 | |
| CFC #15 Child & Family Connections, Services of Will, Grundy, & Kankakee Counties, Inc., 2300 Glenwood Ave, Joliet, IL 60435 - Rachel Cimino | | | | | | | | | | | | | | | | | | | | | | | | | | | | | | | |
| HFI | 15 | 13 | 2 | 0 | 0 | 0 | 0 | 15 | 0 | 3 | 0 | 0 | 0 | 0 | 0 | 0 | 0 | 0 | 0 | 0 | 0 | 0 | 0 | 0 | 0 | 0 | 0 | 0 | 15 | 0 | |
| HS/EHS | 31 | 4 | 5 | 1 | 13 | 7 | 1 | 31 | 0 | 0 | 0 | 0 | 0 | 0 | 0 | 0 | 0 | 0 | 0 | 0 | 0 | 0 | 0 | 0 | 0 | 0 | 0 | 0 | 10 | 21 | |
| HV | 155 | 39 | 67 | 49 | 0 | 0 | 0 | 149 | 6 | 0 | 0 | 0 | 6 | 0 | 0 | 0 | 0 | 2 | 0 | 0 | 0 | 0 | 0 | 0 | 0 | 0 | 0 | 0 | 155 | 0 | |
| LEA | 1141 | 0 | 1 | 120 | 539 | 398 | 83 | 363 | 778 | 14 | 0 | 0 | 4 | 5 | 0 | 0 | 5 | 0 | 0 | 0 | 2 | 159 | 363 | 0 | 0 | 0 | 39 | 1 | 200 | 121 | 1020 |
| CFC #16 Child & Family Connections, 201 W Springfield Ave, Ste 508 & 509, , Champaign, IL 61820 - Chris Johnson | | | | | | | | | | | | | | | | | | | | | | | | | | | | | | | |
| EI | 22 | 4 | 3 | 5 | 3 | 6 | 1 | 20 | 2 | 1 | 0 | 0 | 2 | 0 | 0 | 0 | 0 | 0 | 0 | 0 | 0 | 0 | 0 | 0 | 0 | 0 | 0 | 0 | 12 | 10 | |
| HC | 156 | 0 | 0 | 61 | 73 | 20 | 2 | 27 | 129 | 0 | 0 | 5 | 6 | 2 | 0 | 0 | 0 | 0 | 45 | 3 | 2 | 4 | 73 | 0 | 0 | 0 | 30 | 31 | 2 | 61 | 95 |
| HD | 156 | 0 | 0 | 61 | 73 | 20 | 2 | 27 | 129 | 0 | 0 | 5 | 6 | 2 | 0 | 0 | 0 | 0 | 45 | 3 | 2 | 4 | 73 | 0 | 0 | 0 | 30 | 31 | 2 | 61 | 95 |
| HS/EHS | 11 | 0 | 0 | 4 | 3 | 4 | 0 | 11 | 0 | 0 | 0 | 0 | 0 | 0 | 0 | 0 | 0 | 0 | 0 | 0 | 0 | 0 | 0 | 0 | 0 | 0 | 0 | 4 | 7 | | |
| HV | 36 | 21 | 9 | 6 | 0 | 0 | 0 | 31 | 5 | 0 | 0 | 0 | 3 | 0 | 0 | 0 | 0 | 0 | 0 | 3 | 5 | 0 | 0 | 0 | 0 | 0 | 0 | 0 | 36 | 0 | |
| LEA | 364 | 0 | 0 | 15 | 277 | 71 | 1 | 127 | 237 | 4 | 0 | 6 | 0 | 8 | 0 | 0 | 0 | 0 | 0 | 0 | 6 | 39 | 170 | 0 | 12 | 0 | 16 | 21 | 26 | 15 | 349 |
| CFC #17 Child & Family Connections, ROE of Adams/Pike Counties, 510 Maine St, Ste 615, Quincy, IL 62301 - Kara Hoffman | | | | | | | | | | | | | | | | | | | | | | | | | | | | | | | |
| HS/EHS | 99 | 0 | 0 | 25 | 48 | 27 | 0 | 53 | 46 | 2 | 0 | 1 | 0 | 0 | 0 | 0 | 0 | 0 | 0 | 0 | 14 | 0 | 0 | 0 | 0 | 0 | 0 | 0 | 33 | 25 | 75 |
| HV | 41 | 5 | 12 | 18 | 6 | 0 | 0 | 41 | 0 | 0 | 0 | 0 | 0 | 0 | 0 | 0 | 0 | 0 | 0 | 0 | 0 | 0 | 0 | 0 | 0 | 0 | 0 | 0 | 35 | 6 | |
| LEA | 229 | 0 | 0 | 51 | 95 | 67 | 12 | 157 | 72 | 1 | 0 | 7 | 0 | 0 | 0 | 0 | 0 | 0 | 0 | 0 | 21 | 0 | 0 | 0 | 0 | 0 | 0 | 51 | 51 | 174 | |
| LIC | 6 | 0 | 0 | 1 | 5 | 0 | 0 | 4 | 2 | 0 | 0 | 0 | 0 | 0 | 0 | 0 | 0 | 0 | 0 | 0 | 0 | 0 | 0 | 0 | 0 | 0 | 0 | 2 | 1 | 5 | |
| CFC #19 Child & Family Connections, Macon Co. Community Mental Health Board, 132 S Water St, Ste 604, Decatur, IL 62523 - Amy Farmer | | | | | | | | | | | | | | | | | | | | | | | | | | | | | | | |
| LEA | 899 | 0 | 3 | 168 | 358 | 143 | 204 | 36 | 863 | 0 | 0 | 0 | 3 | 26 | 0 | 0 | 0 | 0 | 134 | 16 | 1 | 66 | 452 | 0 | 162 | 0 | 54 | 47 | 5 | 171 | 705 |

Screenings Reported by CFC/CPS/DCFS and Agencies Represented / FY2024-Q3

| Agency Type | Total Screened | Ages (in Months) | | | | | | Not Referred | Total Referred | Screenings of Children involved with DCFS | | | # of Children Ages 0 to 3 Referred to | | | | | | | | # of Children Ages 3 to 5 Referred to | | | | | | | | Sub-Totals | | | |
|--|----------------|------------------|-------|-------|-------|-------|-----|--------------|----------------|---|------------------------|----------------|---------------------------------------|--------|-----|-------------------|--------------------|----|----------------|-------------------|---------------------------------------|------------|-----|----|--------------------|----|----------------|-------------------|-------------|----------------|------------------|--|
| | | 0-11 | 12-23 | 24-35 | 36-47 | 48-60 | 61+ | | | In Intact Family Services | Children of Teen Wards | In Foster Care | LEA EI | (ECSE) | EHS | PI (center-based) | Child Care Program | HV | Other Services | Multiple Services | Rescreening | LEA (ECSE) | PFA | HS | Child Care Program | HV | Other Services | Multiple Services | Rescreening | Ages 0-35 mos. | Ages 36-61+ mos. | |
| | | | | | | | | | | | | | | | | | | | | | | | | | | | | | | | | |
| CFC #20 Child & Family Connections, Community Support Systems, 1901 S 4th St, Ste 209, Effingham, IL 62401 - Rita Wahl | | | | | | | | | | | | | | | | | | | | | | | | | | | | | | | | |
| LEA | 347 | 0 | 0 | 55 | 152 | 50 | 82 | 48 | 299 | 6 | 0 | 1 | 2 | 5 | 0 | 0 | 0 | 10 | 24 | 1 | 10 | 21 | 167 | 27 | 0 | 0 | 42 | 9 | 1 | 55 | 284 | |
| CFC #21 Child & Family Connections, Regional Office of Education #13, 4 Eagle Center, Ste 4, O'Fallon, IL 62269 - Terri Kampwerth | | | | | | | | | | | | | | | | | | | | | | | | | | | | | | | | |
| HV | 63 | 16 | 23 | 21 | 3 | 0 | 1 | 36 | 27 | 10 | 0 | 8 | 0 | 0 | 0 | 0 | 0 | 1 | 0 | 0 | 25 | 0 | 0 | 0 | 0 | 0 | 0 | 0 | 0 | 60 | 4 | |
| LEA | 307 | 20 | 30 | 66 | 174 | 72 | 5 | 162 | 145 | 1 | 0 | 5 | 5 | 5 | 0 | 0 | 0 | 5 | 0 | 0 | 3 | 15 | 98 | 2 | 7 | 0 | 3 | 6 | 17 | 116 | 251 | |
| PI | 20 | 4 | 7 | 3 | 4 | 2 | 0 | 6 | 14 | 0 | 0 | 0 | 0 | 0 | 0 | 0 | 5 | 0 | 0 | 5 | 0 | 4 | 0 | 0 | 0 | 0 | 0 | 0 | 14 | 6 | | |
| CFC #22 Child & Family Connections, Regional Office of Education #13, 660 W Noleman St, Centralia, IL 62801 - Nicole Van Hise | | | | | | | | | | | | | | | | | | | | | | | | | | | | | | | | |
| HV | 20 | 7 | 10 | 3 | 0 | 0 | 0 | 0 | 20 | 0 | 0 | 0 | 0 | 0 | 0 | 0 | 0 | 20 | 0 | 0 | 0 | 0 | 0 | 0 | 0 | 0 | 0 | 0 | 20 | 0 | | |
| LEA | 333 | 2 | 10 | 87 | 92 | 102 | 40 | 287 | 43 | 0 | 0 | 0 | 0 | 0 | 0 | 0 | 0 | 2 | 0 | 2 | 0 | 0 | 0 | 0 | 1 | 10 | 0 | 23 | 99 | 234 | | |
| PI | 21 | 0 | 0 | 8 | 11 | 2 | 0 | 0 | 21 | 0 | 0 | 0 | 0 | 0 | 0 | 0 | 0 | 0 | 0 | 0 | 0 | 21 | 0 | 0 | 0 | 0 | 0 | 0 | 8 | 13 | | |
| CFC #23 Child & Family Connections, Wabash & Ohio Valley Special Education Dist., 800 S Division St, Norris City, IL 62869 - Charity Heifner | | | | | | | | | | | | | | | | | | | | | | | | | | | | | | | | |
| HS/EHS | 137 | 19 | 25 | 32 | 27 | 34 | 0 | 135 | 2 | 0 | 0 | 0 | 1 | 0 | 0 | 0 | 0 | 0 | 0 | 0 | 1 | 0 | 0 | 0 | 0 | 0 | 0 | 0 | 76 | 61 | | |
| LEA | 98 | 0 | 0 | 4 | 72 | 20 | 2 | 0 | 98 | 0 | 0 | 0 | 2 | 2 | 0 | 0 | 0 | 0 | 0 | 4 | 2 | 88 | 0 | 0 | 0 | 0 | 0 | 52 | 4 | 94 | | |
| PI | 7 | 4 | 2 | 1 | 0 | 0 | 0 | 1 | 6 | 0 | 0 | 0 | 1 | 0 | 0 | 0 | 0 | 5 | 0 | 0 | 0 | 0 | 0 | 0 | 0 | 0 | 0 | 7 | 0 | | | |
| CFC #24 Child & Family Connections, Archway, Inc., 2751 W Main, PO Box 1180, Carbondale, IL 62901-1180 - Lindsay Baskin | | | | | | | | | | | | | | | | | | | | | | | | | | | | | | | | |
| HV | 68 | 12 | 22 | 29 | 5 | 0 | 0 | 68 | 0 | 0 | 0 | 8 | 0 | 0 | 0 | 0 | 0 | 0 | 0 | 0 | 0 | 0 | 0 | 0 | 0 | 0 | 0 | 0 | 63 | 5 | | |
| LEA | 47 | 10 | 10 | 5 | 18 | 3 | 1 | 0 | 47 | 0 | 0 | 0 | 0 | 0 | 0 | 6 | 0 | 19 | 0 | 8 | 8 | 0 | 22 | 0 | 0 | 0 | 0 | 0 | 25 | 22 | | |
| CFC #25 Child & Family Connections, Options & Advocacy for McHenry Co., 365 Millennium Dr, Ste A, Crystal Lake, IL 60012 - Susan Beckman | | | | | | | | | | | | | | | | | | | | | | | | | | | | | | | | |
| CC | 170 | 19 | 46 | 47 | 26 | 32 | 0 | 159 | 11 | 1 | 0 | 0 | 9 | 0 | 0 | 0 | 0 | 0 | 0 | 0 | 0 | 2 | 0 | 0 | 0 | 0 | 0 | 0 | 112 | 58 | | |
| CFC | 236 | 56 | 115 | 65 | 0 | 0 | 0 | 0 | 236 | 0 | 0 | 0 | 236 | 0 | 0 | 0 | 0 | 0 | 0 | 0 | 0 | 0 | 0 | 0 | 0 | 0 | 0 | 0 | 236 | 0 | | |
| LEA | 200 | 0 | 0 | 18 | 138 | 86 | 6 | 22 | 225 | 0 | 0 | 1 | 0 | 7 | 0 | 0 | 0 | 0 | 5 | 0 | 3 | 35 | 164 | 0 | 0 | 0 | 20 | 5 | 3 | 18 | 230 | |

Screenings Reported by CFC/CPS/DCFS and Screening Tools Utilized / FY2024-Q3

| Screening Tool | Total Screened | Ages (in Months) | | | | | | Not Referred | Total Referred | Screenings of Children involved with DCFS | | | # of Children Ages 0 to 3 Referred to | | | | | | | | | | # of Children Ages 3 to 5 Referred to | | | | | | | |
|---|----------------|------------------|-------|-------|-------|-------|-----|--------------|----------------|---|------------------------|----------------|---------------------------------------|------------|---|-------------------|--------------------|----|----------------|-------------------|-------------|------------|---------------------------------------|----|--------------------|----------|----------|-------------------|-------------|---|
| | | 0-11 | 12-23 | 24-35 | 36-47 | 48-60 | 61+ | | | In Intact Family Services | Children of Teen Wards | In Foster Care | LEA EI | LEA (ECSE) | | PI (center-based) | Child Care Program | HV | Other Services | Multiple Services | Rescreening | LEA (ECSE) | PFA | HS | Child Care Program | Other HV | Services | Multiple Services | Rescreening | |
| | | | | | | | | | | | | | | | | | | | | | | | | | | | | | | |
| | | | | | | | | | | | | | | | | | | | | | | | | | | | | | | |
| BRIG | 16 | 0 | 0 | 9 | 5 | 1 | 1 | 0 | 16 | 0 | 0 | 0 | 2 | 1 | 0 | 0 | 0 | 0 | 0 | 5 | 1 | 1 | 1 | 6 | 0 | 0 | 0 | 0 | 0 | 0 |
| CFC #01 Child & Family Connections, Youth Services Network, Inc., 107 North 3rd Street, Rockford, IL 61107 - Dee Dee Lowery | | | | | | | | | | | | | | | | | | | | | | | | | | | | | | |
| ASQ-3 | 58 | 0 | 0 | 0 | 40 | 18 | 0 | 3 | 55 | 0 | 0 | 0 | 0 | 0 | 0 | 0 | 0 | 0 | 0 | 0 | 0 | 5 | 55 | 0 | 0 | 0 | 0 | 5 | 0 | |
| DIAL | 0 | 0 | 0 | 0 | 0 | 0 | 0 | 0 | 0 | 0 | 0 | 0 | 0 | 0 | 0 | 0 | 0 | 0 | 0 | 0 | 0 | 0 | 0 | 0 | 0 | 0 | 0 | 0 | 0 | |
| DIAL-4 | 367 | 0 | 0 | 52 | 149 | 108 | 58 | 223 | 144 | 2 | 0 | 0 | 0 | 8 | 0 | 0 | 1 | 0 | 9 | 2 | 3 | 54 | 74 | 0 | 7 | 0 | 0 | 19 | 17 | |
| CFC #02 Child & Family Connections, Lake County Health Department, 3010 Grand Ave, 2nd Floor, Waukegan, IL 60085 - Donna Musser | | | | | | | | | | | | | | | | | | | | | | | | | | | | | | |
| DIAL-4 | 41 | 0 | 0 | 0 | 15 | 19 | 7 | 22 | 19 | 0 | 0 | 0 | 0 | 0 | 0 | 0 | 0 | 0 | 0 | 0 | 0 | 4 | 0 | 0 | 0 | 0 | 15 | 0 | 2 | |
| CFC #03 Child & Family Connections, Regional Office of Education for Carroll, Jo Daviess, & Stephenson Co., 27 S State Ave, Ste 101, Freeport, IL 61032 - Angela Hodges | | | | | | | | | | | | | | | | | | | | | | | | | | | | | | |
| ASQ | 179 | 61 | 45 | 27 | 25 | 27 | 0 | 174 | 5 | 0 | 0 | 0 | 3 | 0 | 0 | 0 | 0 | 0 | 0 | 0 | 0 | 2 | 0 | 0 | 0 | 0 | 0 | 0 | 0 | |
| CFC #04 Child & Family Connections, DayOne PACT, 1551 E Fabyan Pkwy, Geneva, IL 60134 - Ellana Mavromatis | | | | | | | | | | | | | | | | | | | | | | | | | | | | | | |
| ASQ-3 | 101 | 0 | 0 | 0 | 67 | 34 | 0 | 9 | 92 | 0 | 0 | 0 | 0 | 0 | 0 | 0 | 0 | 0 | 0 | 0 | 6 | 71 | 0 | 0 | 0 | 10 | 1 | 4 | | |
| BRIG-PRF | 78 | 0 | 0 | 3 | 44 | 30 | 1 | 2 | 76 | 0 | 0 | 0 | 0 | 0 | 0 | 0 | 0 | 0 | 0 | 0 | 0 | 46 | 0 | 0 | 0 | 0 | 0 | 30 | | |
| DIAL | 41 | 0 | 0 | 6 | 18 | 15 | 2 | 22 | 19 | 0 | 0 | 0 | 0 | 3 | 0 | 0 | 0 | 0 | 0 | 0 | 16 | 0 | 0 | 0 | 0 | 0 | 0 | 0 | | |
| CFC #05 Child & Family Connections, DayOne PACT, 550 Warrenville Rd, Ste 100B, Lisle, IL 60532 - Marianne McGuire | | | | | | | | | | | | | | | | | | | | | | | | | | | | | | |
| ASQ-3 | 43 | 0 | 0 | 9 | 27 | 6 | 1 | 1 | 42 | 0 | 0 | 0 | 0 | 9 | 0 | 0 | 0 | 0 | 5 | 5 | 0 | 0 | 33 | 0 | 0 | 0 | 0 | 0 | 0 | |
| ASQ:SE | 7 | 0 | 0 | 0 | 4 | 3 | 0 | 0 | 7 | 0 | 0 | 0 | 0 | 0 | 0 | 0 | 0 | 0 | 0 | 0 | 0 | 7 | 0 | 0 | 0 | 4 | 6 | 2 | | |
| DIAL | 17 | 0 | 0 | 0 | 8 | 6 | 3 | 1 | 16 | 0 | 0 | 0 | 0 | 0 | 0 | 0 | 0 | 0 | 0 | 0 | 1 | 15 | 0 | 0 | 0 | 0 | 0 | 0 | | |
| DIAL-4 | 84 | 0 | 0 | 15 | 48 | 20 | 1 | 23 | 61 | 0 | 0 | 0 | 1 | 11 | 0 | 0 | 0 | 0 | 0 | 0 | 11 | 34 | 0 | 0 | 0 | 4 | 4 | 4 | | |
| Play-Based | 12 | 0 | 0 | 0 | 9 | 2 | 1 | 10 | 2 | 0 | 0 | 0 | 0 | 0 | 0 | 0 | 0 | 0 | 0 | 0 | 2 | 0 | 0 | 0 | 0 | 0 | 0 | 0 | | |
| CFC #06 Child & Family Connections, Clearbrook, 1835 W Central Rd, Arlington Heights, IL 60005 - Jason Tietz | | | | | | | | | | | | | | | | | | | | | | | | | | | | | | |
| ASQ-3 | 15 | 0 | 0 | 7 | 5 | 3 | 0 | 3 | 12 | 0 | 0 | 0 | 0 | 6 | 0 | 0 | 0 | 0 | 0 | 0 | 3 | 0 | 0 | 0 | 0 | 3 | 0 | 0 | | |
| ASQ:SE-2 | 79 | 2 | 0 | 0 | 41 | 34 | 2 | 18 | 61 | 0 | 0 | 0 | 0 | 0 | 0 | 0 | 2 | 0 | 0 | 0 | 0 | 52 | 0 | 0 | 2 | 3 | 9 | 0 | | |
| BRIG-PRF | 235 | 7 | 7 | 3 | 128 | 83 | 7 | 59 | 172 | 0 | 0 | 0 | 3 | 0 | 0 | 0 | 0 | 14 | 0 | 0 | 0 | 133 | 0 | 0 | 4 | 22 | 12 | 0 | | |
| DIAL | 33 | 0 | 0 | 13 | 14 | 5 | 1 | 18 | 15 | 0 | 0 | 0 | 0 | 12 | 0 | 0 | 0 | 0 | 0 | 0 | 3 | 0 | 0 | 0 | 0 | 0 | 0 | 1 | | |
| DIAL-4 | 84 | 0 | 0 | 11 | 47 | 22 | 3 | 18 | 62 | 0 | 0 | 0 | 0 | 3 | 0 | 0 | 0 | 0 | 4 | 0 | 2 | 13 | 33 | 0 | 0 | 0 | 8 | 1 | 4 | |
| TPBA-2 | 4 | 0 | 0 | 0 | 1 | 3 | 0 | 2 | 2 | 0 | 0 | 0 | 0 | 0 | 0 | 0 | 0 | 0 | 0 | 0 | 2 | 0 | 0 | 0 | 0 | 0 | 0 | 0 | | |

Screenings Reported by CFC/CPS/DCFS and Screening Tools Utilized / FY2024-Q3

| Screening Tool | Total Screened | Ages (in Months) | | | | | | Not Referred | Total Referred | Screenings of Children involved with DCFS | | | # of Children Ages 0 to 3 Referred to | | | | | | | | | | # of Children Ages 3 to 5 Referred to | | | | | | |
|--|----------------|------------------|-------|-------|-------|-------|-----|--------------|----------------|---|------------------------|----------------|---------------------------------------|--------|-----|-------------------|--------------------|----------|----------|-------------------|-------------|------------|---------------------------------------|----|--------------------|----------|----------|-------------------|-------------|
| | | 0-11 | 12-23 | 24-35 | 36-47 | 48-60 | 61+ | | | In Intact Family Services | Children of Teen Wards | In Foster Care | LEA EI | (ECSE) | EHS | PI (center-based) | Child Care Program | Other HV | Services | Multiple Services | Rescreening | LEA (ECSE) | PFA | HS | Child Care Program | Other HV | Services | Multiple Services | Rescreening |
| | | | | | | | | | | | | | | | | | | | | | | | | | | | | | |
| | | | | | | | | | | | | | | | | | | | | | | | | | | | | | |
| CFC #07 Child & Family Connections, Suburban Access, Inc, One Westbrook Corporate Ctr, Ste 640, Westchester, IL 60154 - Jo Ann Alferink | | | | | | | | | | | | | | | | | | | | | | | | | | | | | |
| DIAL-R | 54 | 0 | 0 | 16 | 31 | 7 | 0 | 54 | 0 | 0 | 0 | 0 | 0 | 0 | 0 | 0 | 0 | 0 | 0 | 0 | 0 | 0 | 0 | 0 | 0 | 0 | 0 | 0 | |
| CFC #13 Child & Family Connections, Regional Office of Education #26, 130 S Lafayette St, Ste 200, Macomb, IL 61455 - Chuck Farr | | | | | | | | | | | | | | | | | | | | | | | | | | | | | |
| ASQ | 383 | 259 | 118 | 6 | 0 | 0 | 0 | 355 | 28 | 0 | 0 | 0 | 17 | 0 | 0 | 0 | 0 | 11 | 0 | 0 | 0 | 0 | 0 | 0 | 0 | 0 | 0 | 0 | |
| CFC #14 Child & Family Connections, 3000 W Rohmann Ave., West Peoria, IL 61604 - Michelle Harr | | | | | | | | | | | | | | | | | | | | | | | | | | | | | |
| ASQ | 36 | 12 | 10 | 5 | 4 | 5 | 0 | 35 | 1 | 0 | 0 | 0 | 0 | 0 | 0 | 0 | 0 | 0 | 0 | 0 | 0 | 0 | 1 | 1 | 0 | 0 | 0 | 0 | |
| ASQ-3 | 116 | 28 | 37 | 32 | 14 | 5 | 0 | 100 | 16 | 4 | 0 | 1 | 9 | 0 | 0 | 0 | 0 | 0 | 0 | 0 | 2 | 3 | 0 | 0 | 0 | 0 | 0 | 2 | |
| BRIG | 25 | 0 | 0 | 6 | 14 | 5 | 0 | 18 | 7 | 0 | 0 | 3 | 0 | 4 | 0 | 0 | 0 | 0 | 1 | 0 | 0 | 1 | 0 | 0 | 0 | 0 | 0 | 1 | |
| BRIG-3 | 254 | 0 | 0 | 49 | 143 | 54 | 8 | 2 | 252 | 2 | 0 | 11 | 0 | 6 | 0 | 21 | 0 | 0 | 17 | 1 | 5 | 37 | 156 | 0 | 0 | 0 | 9 | 15 | |
| DIAL-4 | 39 | 0 | 0 | 0 | 24 | 15 | 0 | 2 | 37 | 0 | 0 | 0 | 0 | 0 | 0 | 0 | 0 | 0 | 0 | 0 | 14 | 22 | 0 | 0 | 0 | 9 | 4 | | |
| ESI-R | 30 | 0 | 0 | 0 | 19 | 9 | 2 | 5 | 25 | 0 | 0 | 1 | 0 | 0 | 0 | 0 | 0 | 0 | 0 | 0 | 2 | 18 | 0 | 0 | 0 | 5 | 0 | | |
| PLS-5 | 17 | 0 | 0 | 3 | 10 | 4 | 0 | 7 | 10 | 0 | 0 | 0 | 0 | 0 | 0 | 0 | 0 | 1 | 0 | 1 | 0 | 0 | 0 | 0 | 0 | 0 | 3 | | |
| CFC #15 Child & Family Connections, Services of Will, Grundy, & Kankakee Counties, Inc., 2300 Glenwood Ave, Joliet, IL 60435 - Rachel Cimino | | | | | | | | | | | | | | | | | | | | | | | | | | | | | |
| ASQ | 176 | 0 | 0 | 0 | 100 | 74 | 2 | 0 | 176 | 0 | 0 | 0 | 0 | 0 | 0 | 0 | 0 | 0 | 0 | 0 | 0 | 37 | 0 | 0 | 0 | 0 | 0 | 139 | |
| ASQ-2 | 15 | 13 | 2 | 0 | 0 | 0 | 0 | 15 | 0 | 3 | 0 | 0 | 0 | 0 | 0 | 0 | 0 | 0 | 0 | 0 | 0 | 0 | 0 | 0 | 0 | 0 | 0 | 0 | |
| ASQ-3 | 155 | 39 | 67 | 49 | 0 | 0 | 0 | 149 | 6 | 0 | 0 | 0 | 6 | 0 | 0 | 0 | 0 | 2 | 0 | 0 | 0 | 0 | 0 | 0 | 0 | 0 | 0 | 0 | |
| ASQ:SE | 72 | 0 | 0 | 1 | 41 | 25 | 5 | 1 | 71 | 0 | 0 | 0 | 0 | 0 | 0 | 0 | 0 | 0 | 0 | 0 | 6 | 43 | 0 | 0 | 0 | 0 | 0 | 22 | |
| BRIG | 27 | 0 | 0 | 8 | 13 | 6 | 0 | 6 | 21 | 0 | 0 | 0 | 0 | 0 | 0 | 0 | 0 | 0 | 0 | 0 | 0 | 21 | 0 | 0 | 0 | 0 | 0 | 0 | |
| BRIG-3 | 31 | 4 | 5 | 1 | 13 | 7 | 1 | 31 | 0 | 0 | 0 | 0 | 0 | 0 | 0 | 0 | 0 | 0 | 0 | 0 | 0 | 0 | 0 | 0 | 0 | 0 | 0 | 0 | |
| DIAL-4 | 395 | 0 | 0 | 78 | 190 | 118 | 9 | 96 | 299 | 14 | 0 | 0 | 3 | 5 | 0 | 0 | 0 | 0 | 0 | 0 | 1 | 119 | 165 | 0 | 0 | 0 | 3 | 0 | |
| CFC #16 Child & Family Connections, 201 W Springfield Ave, Ste 508 & 509, Champaign, IL 61820 - Chris Johnson | | | | | | | | | | | | | | | | | | | | | | | | | | | | | |
| ASQ-3 | 61 | 21 | 12 | 11 | 6 | 10 | 1 | 54 | 7 | 1 | 0 | 0 | 5 | 0 | 0 | 0 | 0 | 0 | 0 | 3 | 5 | 0 | 0 | 0 | 0 | 0 | 0 | 0 | |
| BRIG | 45 | 0 | 0 | 0 | 45 | 0 | 0 | 10 | 35 | 1 | 0 | 1 | 0 | 0 | 0 | 0 | 0 | 0 | 0 | 0 | 0 | 35 | 0 | 0 | 0 | 0 | 0 | 0 | |
| DIAL | 154 | 0 | 0 | 0 | 124 | 30 | 0 | 113 | 41 | 3 | 0 | 5 | 0 | 0 | 0 | 0 | 0 | 0 | 0 | 0 | 14 | 25 | 0 | 0 | 0 | 16 | 21 | | |
| DIAL-4 | 158 | 0 | 0 | 15 | 101 | 41 | 1 | 4 | 154 | 0 | 0 | 0 | 0 | 8 | 0 | 0 | 0 | 0 | 0 | 0 | 6 | 23 | 105 | 0 | 12 | 0 | 0 | 0 | |
| CFC #17 Child & Family Connections, ROE of Adams/Pike Counties, 510 Maine St, Ste 615, Quincy, IL 62301 - Kara Hoffman | | | | | | | | | | | | | | | | | | | | | | | | | | | | | |
| ASQ-3 | 23 | 3 | 8 | 10 | 2 | 0 | 0 | 23 | 0 | 0 | 0 | 0 | 0 | 0 | 0 | 0 | 0 | 0 | 0 | 0 | 0 | 0 | 0 | 0 | 0 | 0 | 0 | 0 | |
| DIAL | 334 | 0 | 0 | 77 | 148 | 94 | 12 | 214 | 120 | 3 | 0 | 8 | 0 | 0 | 0 | 0 | 0 | 0 | 0 | 0 | 35 | 0 | 0 | 0 | 0 | 0 | 0 | 86 | |

Screenings Reported by CFC/CPS/DCFS and Screening Tools Utilized / FY2024-Q3

| Screening Tool | Total Screened | Ages (in Months) | | | | | | | Not Referred | Total Referred | Screenings of Children involved with DCFS | | | # of Children Ages 0 to 3 Referred to | | | | | | | | # of Children Ages 3 to 5 Referred to | | | | | | | |
|--|----------------|------------------|-------|-------|-------|-------|-----|---------------------------|--------------|----------------|---|----------------|--------|---------------------------------------|-----|-------------------|--------------------|----|----------------|-------------------|-------------|---------------------------------------|-----|----|--------------------|----|----------------|-------------------|-------------|
| | | 0-11 | 12-23 | 24-35 | 36-47 | 48-60 | 61+ | In Intact Family Services | | | Children of Teen Wards | In Foster Care | LEA EI | (ECSE) | EHS | PI (center-based) | Child Care Program | HV | Other Services | Multiple Services | Rescreening | LEA (ECSE) | PFA | HS | Child Care Program | HV | Other Services | Multiple Services | Rescreening |
| | | | | | | | | | | | | | | | | | | | | | | | | | | | | | |
| CFC #19 Child & Family Connections, Macon Co. Community Mental Health Board, 132 S Water St, Ste 604, Decatur, IL 62523 - Amy Farmer | | | | | | | | | | | | | | | | | | | | | | | | | | | | | |
| BRIG | 899 | 0 | 3 | 168 | 358 | 143 | 204 | 36 | 863 | 0 | 0 | 0 | 3 | 26 | 0 | 0 | 0 | 0 | 134 | 16 | 1 | 66 | 452 | 0 | 162 | 0 | 54 | 47 | 5 |
| CFC #20 Child & Family Connections, Community Support Systems, 1901 S 4th St, Ste 209, Effingham, IL 62401 - Rita Wahl | | | | | | | | | | | | | | | | | | | | | | | | | | | | | |
| BRIG | 298 | 0 | 0 | 40 | 124 | 44 | 82 | 14 | 284 | 0 | 0 | 0 | 2 | 5 | 0 | 0 | 0 | 10 | 23 | 1 | 2 | 16 | 167 | 27 | 0 | 0 | 42 | 9 | 0 |
| DAYC-2 | 5 | 0 | 0 | 2 | 2 | 1 | 0 | 0 | 5 | 5 | 0 | 0 | 0 | 0 | 0 | 0 | 0 | 0 | 0 | 0 | 5 | 0 | 0 | 0 | 0 | 0 | 0 | 0 | 0 |
| DIAL-4 | 44 | 0 | 0 | 13 | 26 | 5 | 0 | 34 | 10 | 1 | 0 | 1 | 0 | 0 | 0 | 0 | 0 | 1 | 0 | 8 | 0 | 0 | 0 | 0 | 0 | 0 | 0 | 0 | 1 |
| CFC #21 Child & Family Connections, Regional Office of Education #13, 4 Eagle Center, Ste 4, O'Fallon, IL 62269 - Terri Kampwerth | | | | | | | | | | | | | | | | | | | | | | | | | | | | | |
| ASQ | 31 | 5 | 11 | 15 | 0 | 0 | 0 | 29 | 2 | 1 | 0 | 1 | 2 | 0 | 0 | 0 | 0 | 0 | 0 | 0 | 0 | 0 | 0 | 0 | 0 | 0 | 0 | 0 | 0 |
| DIAL | 7 | 0 | 0 | 2 | 4 | 1 | 0 | 7 | 0 | 0 | 0 | 0 | 0 | 0 | 0 | 0 | 0 | 0 | 0 | 0 | 0 | 0 | 0 | 0 | 0 | 0 | 0 | 0 | |
| DIAL-4 | 102 | 2 | 1 | 6 | 118 | 31 | 4 | 32 | 70 | 0 | 0 | 1 | 1 | 0 | 0 | 0 | 0 | 0 | 0 | 0 | 9 | 61 | 2 | 7 | 0 | 3 | 0 | 0 | |
| Speed DIAL-4 | 80 | 0 | 0 | 19 | 35 | 25 | 1 | 41 | 39 | 0 | 0 | 0 | 0 | 5 | 0 | 0 | 0 | 0 | 0 | 0 | 6 | 10 | 0 | 0 | 0 | 0 | 0 | 0 | 15 |
| CFC #22 Child & Family Connections, Regional Office of Education #13, 660 W Noleman St, Centralia, IL 62801 - Nicole Van Hise | | | | | | | | | | | | | | | | | | | | | | | | | | | | | |
| ASQ | 20 | 7 | 10 | 3 | 0 | 0 | 0 | 0 | 20 | 0 | 0 | 0 | 0 | 0 | 0 | 0 | 0 | 0 | 20 | 0 | 0 | 0 | 0 | 0 | 0 | 0 | 0 | 0 | 0 |
| CFC #23 Child & Family Connections, Wabash & Ohio Valley Special Education Dist., 800 S Division St, Norris City, IL 62869 - Charity Heifner | | | | | | | | | | | | | | | | | | | | | | | | | | | | | |
| ASQ-3 | 7 | 4 | 2 | 1 | 0 | 0 | 0 | 1 | 6 | 0 | 0 | 0 | 1 | 0 | 0 | 0 | 0 | 5 | 0 | 0 | 0 | 0 | 0 | 0 | 0 | 0 | 0 | 0 | 0 |
| DIAL-4 | 98 | 0 | 0 | 4 | 72 | 20 | 2 | 0 | 98 | 0 | 0 | 0 | 2 | 2 | 0 | 0 | 0 | 0 | 0 | 4 | 2 | 88 | 0 | 0 | 0 | 0 | 0 | 0 | 52 |
| CFC #24 Child & Family Connections, Archway, Inc., 2751 W Main, PO Box 1180, Carbondale, IL 62901-1180 - Lindsay Baskin | | | | | | | | | | | | | | | | | | | | | | | | | | | | | |
| BRIG | 36 | 6 | 7 | 4 | 15 | 3 | 1 | 0 | 36 | 0 | 0 | 0 | 0 | 0 | 0 | 6 | 0 | 11 | 0 | 0 | 0 | 0 | 19 | 0 | 0 | 0 | 0 | 0 | 0 |
| CFC #25 Child & Family Connections, Options & Advocacy for McHenry Co., 365 Millennium Dr, Ste A, Crystal Lake, IL 60012 - Susan Beckman | | | | | | | | | | | | | | | | | | | | | | | | | | | | | |
| ASQ | 360 | 69 | 150 | 94 | 25 | 22 | 0 | 107 | 253 | 1 | 0 | 0 | 245 | 0 | 0 | 0 | 0 | 0 | 0 | 0 | 0 | 2 | 0 | 0 | 0 | 5 | 1 | 0 | |
| ASQ-3 | 61 | 4 | 5 | 10 | 26 | 16 | 0 | 30 | 31 | 0 | 0 | 0 | 0 | 0 | 0 | 0 | 0 | 0 | 0 | 0 | 9 | 22 | 0 | 0 | 0 | 0 | 0 | 0 | |
| ASQ:SE | 31 | 2 | 6 | 9 | 5 | 9 | 0 | 31 | 0 | 0 | 0 | 0 | 0 | 0 | 0 | 0 | 0 | 0 | 0 | 0 | 0 | 0 | 0 | 0 | 0 | 0 | 0 | 0 | |
| CIP | 27 | 0 | 0 | 0 | 23 | 4 | 0 | 4 | 23 | 0 | 0 | 0 | 0 | 0 | 0 | 0 | 0 | 0 | 0 | 0 | 8 | 15 | 0 | 0 | 0 | 0 | 0 | 0 | |
| DIAL-4 | 61 | 0 | 0 | 13 | 25 | 19 | 5 | 7 | 54 | 0 | 0 | 1 | 0 | 7 | 0 | 0 | 0 | 0 | 5 | 0 | 0 | 12 | 25 | 0 | 0 | 0 | 2 | 0 | 3 |