

TO: Kristina Doan, ISBE
Benny Delgado, IDHS
All CFC Managers
Andria Goss, Cook County DCFS
Davette Clark-Johnson, CPS
Kelsey Badger, Erikson Institute's DCFS Intact Program
Allison Lowe-Fotos, Ounce of Prevention Fund
Carmen Garcia, Ounce of Prevention Fund
Karen Berman, Ounce of Prevention Fund

DATE: December 10, 2024

RE: FY 2025 Q1 Developmental Screening Report

Enclosed within are Child Find developmental screening reports and maps reflecting the number of children reported as screened from July 1, 2024-September 30, 2024 throughout the State of Illinois. Please note that IDHS County Health Department (CHD) data is **not** included. When available, it will be located at <http://www.dhs.state.il.us/page.aspx?item=33422>. We hope to reintegrate this data going forward.

TABLE OF CONTENTS

Narrative	2
Sample Form	4
Directions for Completing Form	5
Data Mappings	8
Screenings Reported by ZIP Code	14
Screenings Reported by Month	24
Screenings Reported by Agencies Represented	28
Screenings Reported by Screening Tool Utilized	31

This report, as well as reports reflecting prior years, is made publicly available on our website at <https://www.childfind-idea-il.us/Screening.aspx>. If you have any questions or concerns about the enclosed information, please feel free to reach out via the contact form on our website at <https://www.childfind-idea-il.us/Contact.aspx> or call (800) 851-6197, option 2.

Best Regards,



Denise Stricklin
Child Find Project Coordinator

Child Find Project Data Collection Mappings

Background

Since 1998, the Illinois State Board of Education (ISBE) has operated the Child Find Project (Child Find), funded through Individuals with Disabilities Education Act Part B, Preschool Discretionary funds to develop and disseminate public awareness materials to Local Education Agencies (LEAs), Special Education Cooperatives, and the Child and Family Connections (CFC) offices.

The Child Find Project, managed by a single Program Coordinator, collects data on the number and location of developmental screenings taking place across Illinois for children between 0 to 5 years of age. A developmental screening is the use of screening tools to track the development of young children across multiple domains. Child Find receives:

- Data from the 25 CFC sites across Illinois. CFCs are the system point of entry for Early Intervention under the Illinois Department of Human Services (IDHS), and are required to report data to Child Find. CFCs receive data from local school districts, with the exception of Chicago Public School (CPS) District #299, where data is reported directly to Child Find.
- Quarterly data on screenings from all health departments reporting to IDHS, which is obtained from the Cornerstone data entry system (Cornerstone).
- Department of Children and Family Services (DCFS) Cook County for children birth to five who are in care. These screenings are conducted by Erikson Institute (Erikson) /DCFS Early Childhood developmental specialists or by the DCFS Integrated Assessment program.
- Monthly data from Erikson/ DCFS Early Childhood Intact Program for Cook, Northern, Central and Southern regions. Erikson/DCFS Early Childhood developmental specialists administer developmental screenings to children ages birth through three entering the foster care system in Cook County and coordinates assessments statewide. The data is not separated by zip codes but reported by the four DCFS regions.

Through the support of the Early Learning Council, the *0-5 Child Find Screening Data Collection Form* (Data Collection Form) used by reporting entities was updated in 2016 in an effort to gather improved information on referral counts, screening tools used, type of reporting program/entity and the type of referral. Among these improvements, a new field was added to include the zip code of locations performing developmental screenings. The inclusion of this field allows for the mapping of portrays where screenings occur, identify potential gaps in reporting and referrals and make the data useful for stakeholders.

Mappings

Child Find has partnered with the Illinois Early Childhood Asset Map (IECAM) to display, through geo-mapping, where developmental screenings are occurring as reported on the Data Collection Form. Developed in 2006, IECAM is funded by ISBE and the IDHS to provide information on existing services, the demographics of young children and their families, and state resources that serve young children. Child Find provides quarterly reports to IECAM which in turn provides mappings on 0-5 Child Find Screenings:

- Total Screened by CFC region
- Total Referred by CFC region

- Total Screened by Zip Code
- Total Referred by Zip Code

Limitations and exclusions

There is no data system to support unduplicated, disaggregated child level data collection, but the addition of the zip code field draws a broader picture of screenings occurring in the state. Even with the stated improvements to the Data Collection Form, limitations remain:

- Reporting to CFCs is voluntary and reporting entities include: school districts, Local Education Agencies (LEAs), Special Education Cooperatives, Regional Offices of Education, child care providers, Head Start/Early Head Start, Home Visiting programs, Early Intervention providers, health departments, health care providers, DCFS, IDHS Family Case Management, multi-funded programs, and Women, Infants and Children.
- CFCs 8, 9, 10 and 11 serve the City of Chicago but do not conduct screening events – Chicago Public Schools (CPS) #299 coordinates all screenings in these regions. It is up to CPS to report the screenings conducted, and data is not broken down by CFC region or even zip code.
- Reporting entities submit data manually through paper forms. CFCs vary greatly in the frequency and method of reporting data to Child find: Some CFCs email forms to the Project Coordinator as forms are received and other CFCs collect forms throughout a quarter before submitting them all at once via US Mail or fax.
- Delayed reporting from entities to CFCs impacts the timeliness of data to Child Find. CFCs do not all report information to Child Find in regular intervals.
- Data collection is time consuming and complex for both reporting entities and CFCs. Data is often inconsistent and unreliable because not all relevant fields are completed and mathematical miscalculations are recorded in fields. As of May 1, 2018, Child Find is piloting an electronic data collection system with two CFCs. This system would notify reporting entities when a mistake has been entered, prompting a correction before data submission is allowed.
- IDHS does not report data on developmental screenings by zip code. Rather, quarterly Cornerstone data is reported to Child Find in an aggregate format. This constitutes a significant sector of data that cannot be mapped.
- The data is not available in real-time but delayed by at least one quarter.
- The zip code on the Data Collection Form refers to where the screening occurred, not necessarily the home zip code of the children receiving the screening.

Even with limitations, the mappings make the data transparent and provides utility for stakeholders as a quality improvement process. As state agencies, programs, and communities continue to employ developmental screenings as a tool to support children’s development and school readiness, these mappings visually display areas in the state that might be underreporting screenings and need additional supports to increase screenings and referrals. Further, the wide dissemination of the mappings raise awareness of Child Find which may lead to better reporting by both entities and CFCs. Additional fields were added to the Data Collection Form beyond the zip code and future mappings are possible in the future.

0-5 CHILD FIND
SCREENING DATA COLLECTION FORM

Please refer to the directions when completing this form.

SECTION I: IDENTIFYING INFORMATION

Current Date: _____	Month/Year of Screenings: _____	CFC Submitting Form: _____
Name of Screening Agency: _____		
Type of Program/Entity ¹ : _____	Zip Code of Locations of Screenings: _____	
Screening Tool(s) used: _____		
Contact Person's Name: _____	Phone Number: _____	
Email Address: _____		

If the screening was part of a shared screening event, please check the following box: ☐

SECTION II: SCREENING INFORMATION

Report Totals								
Total Children Screened	Age 0-11 months	Age 12-23 months	Age 24-35 months	Age 36-47 months	Age 48-60 months	Age 61+ months	Not Referred	Total Referred

Screenings of Children involved with DCFS		
# of Children in Intact Family Services Screened	# of Children of Teen Wards Screened	# of Children in Foster Care Screened

SECTION III: SCREENING RESULTS – REFERRAL COUNTS²

Report Totals for Children Ages 0 – 35 Months								
# Referred to EI	# Referred to LEA (ECSE)	# Referred to EHS	# Referred to PI (center-based)	# Referred to Child Care Program	# Referred to HV	# Referred to Other Services	# Referred to Multiple Services	# Referred for Rescreening

Report Totals for Children Ages 36 – 60 Months							
# Referred to LEA (ECSE)	# Referred to PFA	# Referred to HS	# Referred to Child Care Program	# Referred to HV	# Referred to Other Services	# Referred to Multiple Services	# Referred for Rescreening

Please fax or email completed form(s) by _____ (*insert timeframe*) to your local Child and Family Connections (CFC) office at the following contact information: _____.

You may find your local CFC office by going to the Illinois Department of Human Services office locator at www.dhs.state.il.us. If you have questions regarding this form, please contact the Child Find Project at 1-800-851-6197.

¹ Child Care Provider (CC), Head Start/Early Head Start (HS/EHS), Home Visiting (HV), Multi-Funded Program (MFP), Child and Family Connections (CFC), School District or Local Education Agency (LEA), Early Intervention (EI) Provider, Health Department (HD), Health Care Provider (HC), Women, Infants and Children (WIC), Illinois Department of Children and Family Services (DCFS) or Family Case Management (FCM).

² The following are abbreviations used in SECTION III: EI = Early Intervention; EHS = Early Head Start; PI = Prevention Initiative; HV = Home Visiting; PFA = Preschool for All; and HS = Head Start.

DIRECTIONS FOR COMPLETING 0-5 CHILD FIND SCREENING, REPORTING AND DATA COLLECTION FORM

The Illinois State Board of Education (ISBE) operates the Child Find Project (the “Project”). The Project is funded through IDEA Part B, Preschool Discretionary funds to develop and disseminate public awareness materials to Local Education Agencies (LEAs), Special Education Cooperatives, and the Child and Family Connections (CFC) offices. One activity of the Project is to collect data on the number and location of developmental screenings taking place across the State of Illinois for children between 0 and 5 years of age. The purpose of the 0-5 Child Find Screening, Reporting and Data Collection Form (the “Form”) is the collection of said data by the Project. If your program administers developmental screenings, you should report screening data to the Project using the Form. This applies to developmental screenings only and not to other types of screenings, such as those for vision or hearing. Agencies are required to complete each section of the Form.

The following are certain definitions that may be useful when completing the Form:

Health Department – A certified public health department of a county or the City of Chicago that strives to meet the public health needs of its jurisdiction.

Health Care Provider – A primary care physician, clinic, etc.

Home Visiting – A voluntary program serving pregnant women and children up to the age of 5 that promotes positive parenting practices and builds healthy parent-child relationships, which makes them an essential strategy for reducing child abuse and neglect, improving health outcomes for mothers and children, and increasing school readiness. Home visiting services use evidence-based, intensive, outcome-driven models that promote parent-child attachment; provide developmental screening, monitoring, and referrals; and provide linkages to community resources and services. Additional information pertaining to home visiting in Illinois can be found at <http://www.igrowillinois.org/>.

Multi-Funded Program – A program receiving separate funds from two or more program funding streams that are integrated or blended in order to pay for total program expenditures.

SECTION I: IDENTIFYING INFORMATION

This information allows the tracking of locations of screenings that occur, what programs or entities are involved in screenings, at what frequency screenings occur in a particular area, and who participates in screening activities.

Current Date – Insert the date the screening form is completed.

Month/Year of Screening – For cumulative reporting, insert the month and year the screenings took place.

CFC Submitting Form – CFCs should insert their CFC #, if a CFC is submitting a completed form.

Name of Screening Agency – Insert the name of the agency or provider undertaking the screening. Please note that such an agency or provider may include, but is not limited to, the following: Child Care Provider (CC); Head Start/Early Head Start (HS/EHS); Home Visiting (HV); Multi-Funded Program (MFP); Child and Family Connections (CFC); School District or Local Education Agency (LEA); Early Intervention (EI) Provider; Health Department (HD); Health Care Provider (HC); Women, Infants and

Children (WIC); Illinois Department of Children and Family Services (DCFS); or Family Case Management (FCM).

This information is gathered for data collection purposes only. If the screening is a joint effort between two or more CFCs or two or more school districts, indicate all CFCs and school districts involved in the joint effort, in order to show the area in which screenings are taking place. If a joint screening takes place with a CFC and a school district, the screenings will be attributed to the CFC or school district based on the ages of the children screened. Separate reports may be submitted if easier on reporting entities.

Type of Program/Entity – Insert the type of program or entity that describes the Screening Agency. Options include the following: Child Care Provider (CC); Head Start/Early Head Start (HS/EHS); Home Visiting (HV); Multi-Funded Program (MFP); Child and Family Connections (CFC); School District or Local Education Agency (LEA); Early Intervention (EI) Provider; Health Department (HD); Health Care Provider (HC); Women, Infants and Children (WIC); Illinois Department of Children and Family Services (DCFS); or Family Case Management (FCM).

Zip Code of the Locations of Screenings – Identify the zip code of the location of the screening event. One form should be submitted per event, as such, only one zip code should be entered here.

Screening Tool – Identify name of Developmental Screening tool(s) administered (e.g., ASQ3, ASQ-SE, DIAL, Brigance, other) by listing all that apply on the Form. Do not include other screenings performed such as Vision, Hearing, etc.

Contact Person (Name, Phone Number and Email Address) – Insert the name, telephone number and email address of the individual in charge of the screening session.

Name of Agency – List agency(ies) or individual provider(s) conducting the screening activity(ies), if screening event is community-wide or a joint-effort.

SECTION II: SCREENING INFORMATION

This information allows the tracking of the number of children screened and their age at the time of screening. Please note that the data for Section II refers to the total number of children screened (and is not separated out by zip codes as in Section I above).

Total Children Screened – Total number of children screened during event of cumulative monthly report.

Age 0-61+ Months – In the appropriate box, indicate the number of children by age who were screened.

Not Referred – Children who were screened but no referral was needed.

Total Referred – Children who were screened and a referral was needed.

The “Total Children Screened” count in Section II of the Form should equal the number of children referred *plus* the number of children not referred.

For purposes of the Form, a **Referral** occurs when a provider completes a screening and provides

information on how to connect families to a service provider that can meet the child and family's needs as indicated on the screening. Guidance on *referring families* may be found at the websites for (i) ExceleRate Illinois (including, the following link: <http://www.exceleRateillinoisproviders.com/docman/resources/91-three-steps-to-screening/file>) and (ii) U.S. Department of Health and Family Services—Office of Administration for Children and Families for *Birth to 5: Watch Me Thrive!* (including, the following link: https://www.acf.hhs.gov/sites/default/files/ece/ece_providers_guide_march2014.pdf)

For purposes of data related to the screenings of children involved with DCFS (which is collected in the second table in Section II), please note the following:

of Children in Intact Family Services Screened – refers to the number of children screened who are involved with DCFS but are not in DCFS protective custody and are residing with their families as part of DCFS's Intact Families program.

of Children of Teen Wards Screened – refers to the number of children screened whose parents are wards of DCFS.

of Children in Foster Care Screened – refers to the number of children screened who are in DCFS care and residing with a foster family.

SECTION III: SCREENING RESULTS – REFERRAL COUNTS

The information submitted here allows the tracking of referrals made for children ages 0-35 months and 36-50 months.

Indicate the number of children referred for further evaluation in the appropriate referral count box identified. If a referral type is not listed, please indicate the name of the agency(ies) receiving referral(s) and the number of children involved. Please note that the numbers used in Section III will overlap and will not always match-up to the number used in the category of "Total Referred" in Section II above.

Referred to Other Services – Indicate the number of children referred to community based programs/agencies (i.e., speech, hearing, vision).

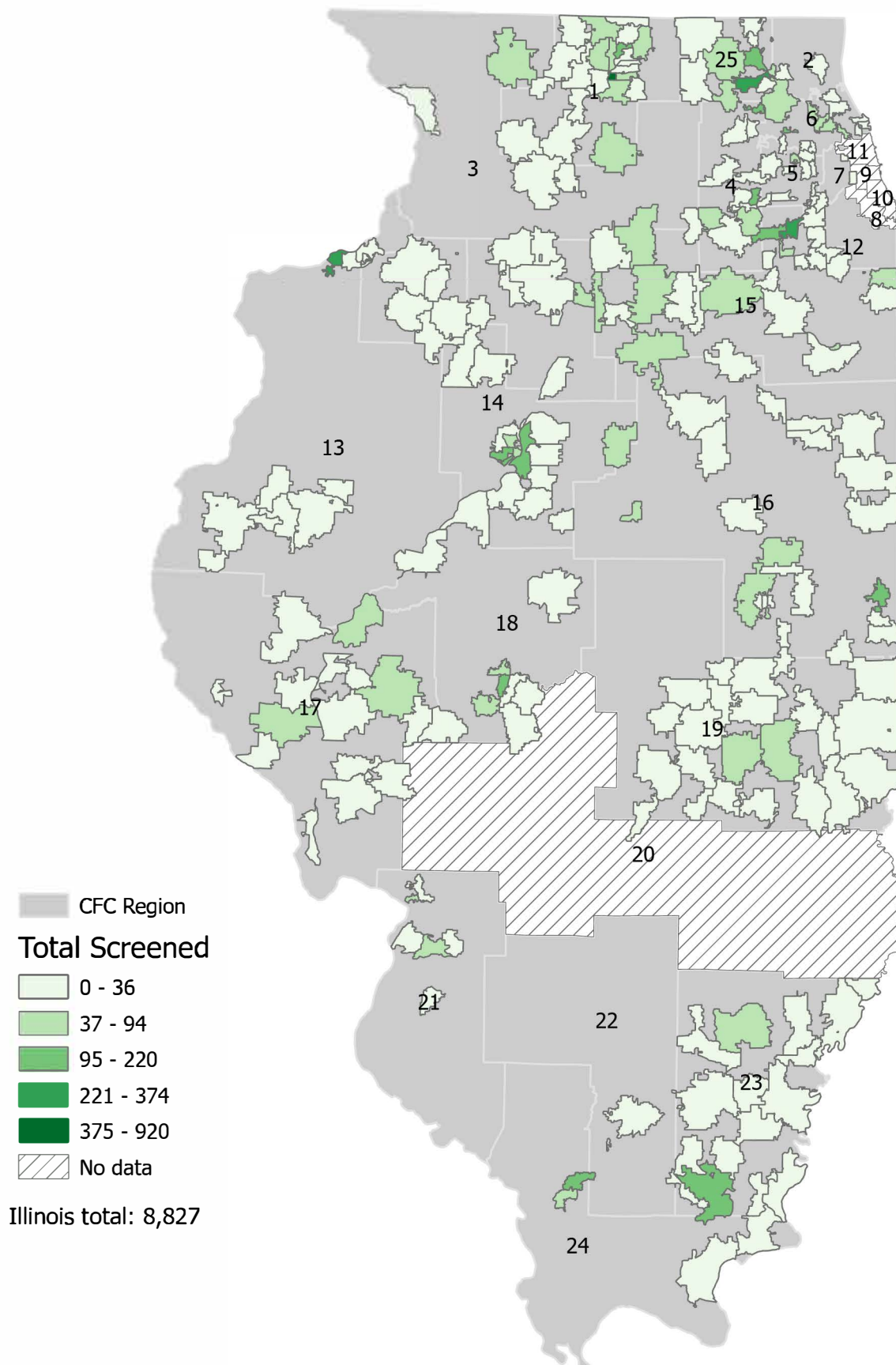
Referred for Rescreening – Indicate the number of children who did not score a concern on the screening, but are determined to benefit from a repeat screening at a later date (due to parent report of functioning variance, unable to screen, other concerns screener may have, etc.).

Referred to Multiple Services – If more than one of the other categories in this Section III has been checked, then also check "Referred for Multiple Services". *Please note that some children may be referred to multiple services and we want to know how many children present like that.*

Please **fax or email** completed reports to the local Child and Family Connections (CFC) office, attention Local Interagency Council (LIC) Coordinator. The LIC Coordinator is responsible for collecting all 0-5 Screening Collection forms relating to screening activities for children 0-5 years of age occurring in the service area. These reports are forwarded monthly to the State's Child Find Project Coordinator for statewide analysis and data compilation.

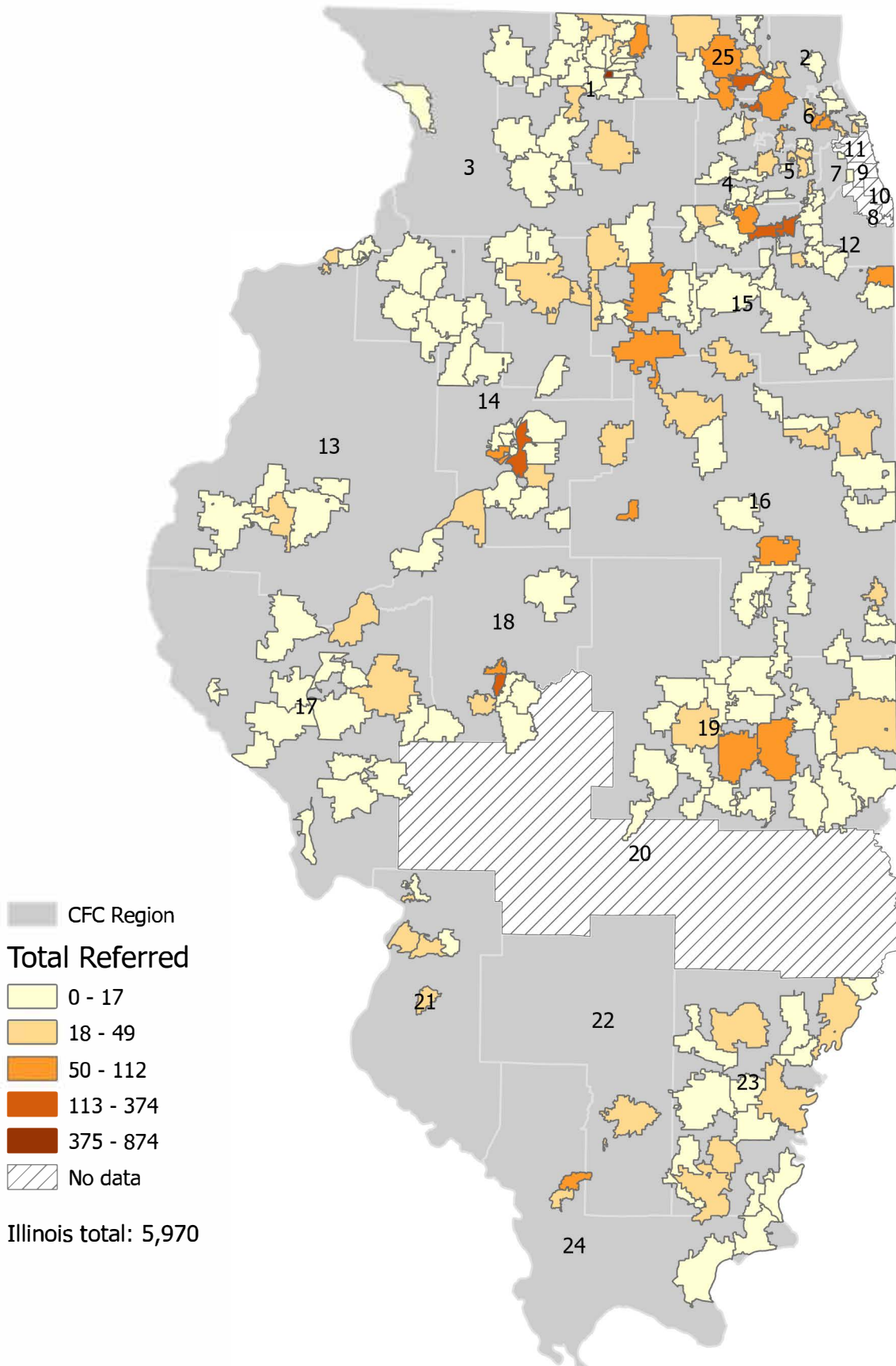
Child Find Screening FY2025, Q1

Total children birth through 5 years old screened, ZIP code



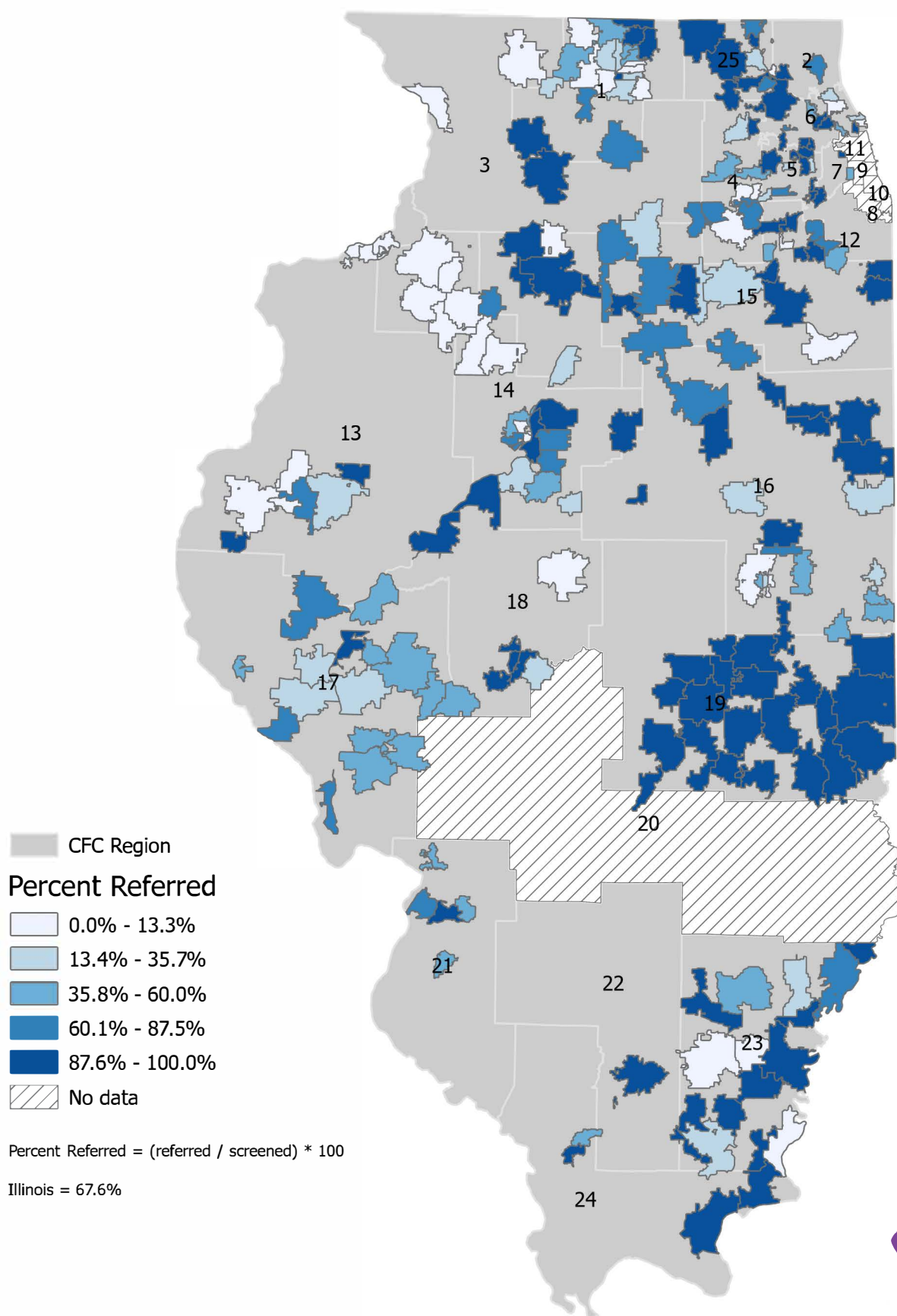
Child Find Screening FY2025, Q1

Total children birth through 5 years old referred, ZIP code



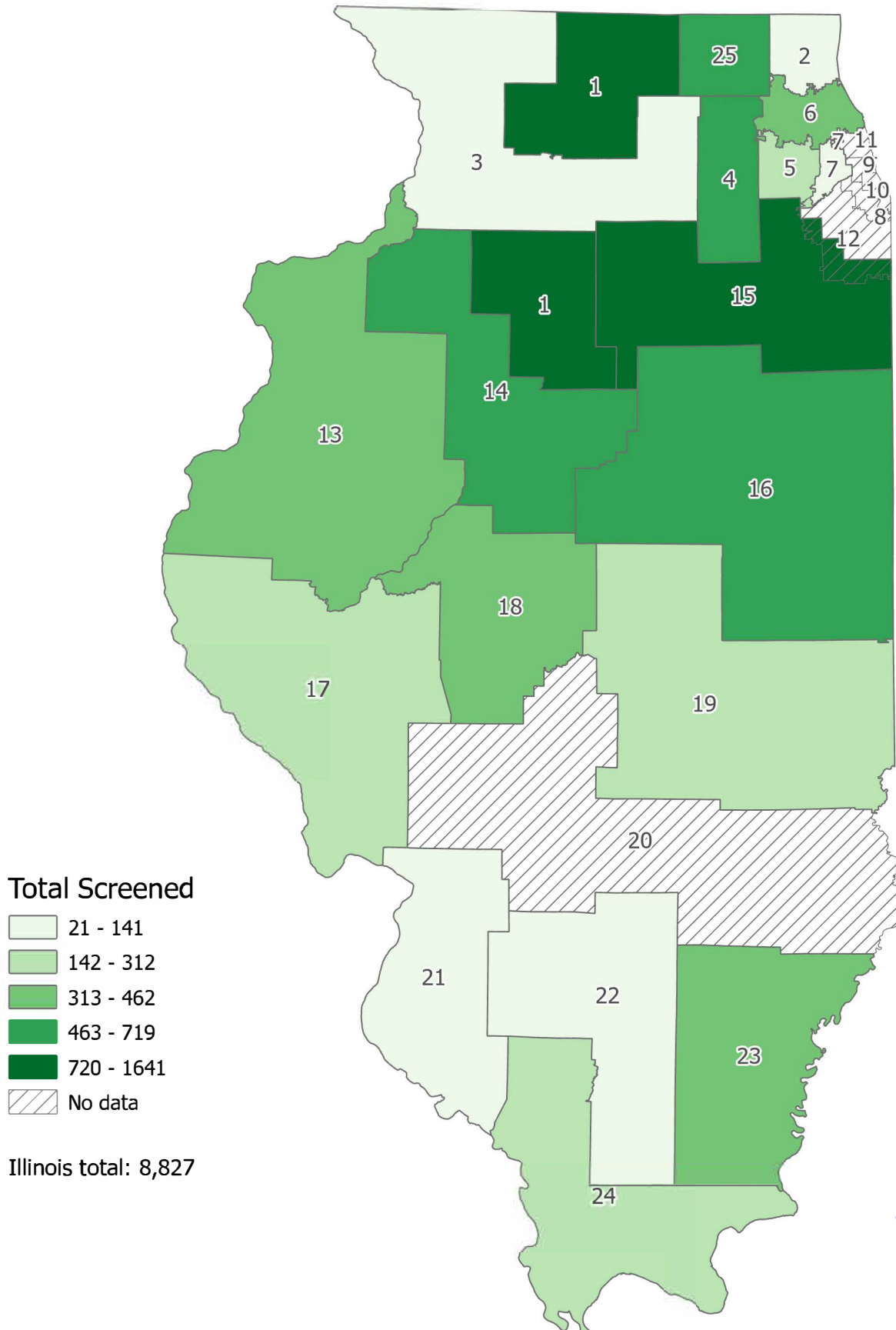
Child Find Screening FY2025, Q1

Percent children referred, ZIP code



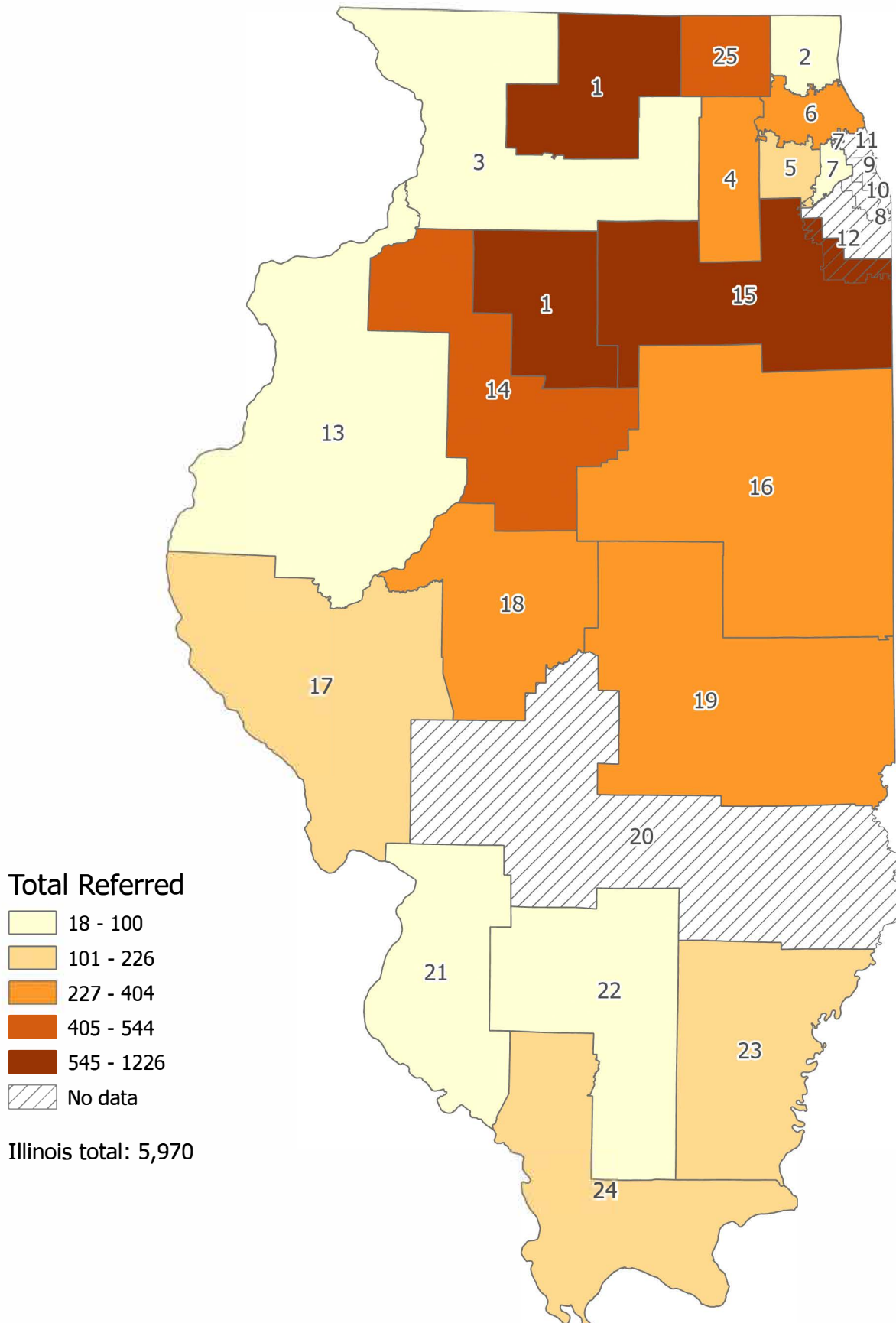
Child Find Screening FY2025, Q1

Total children birth through 5 screened, CFC region

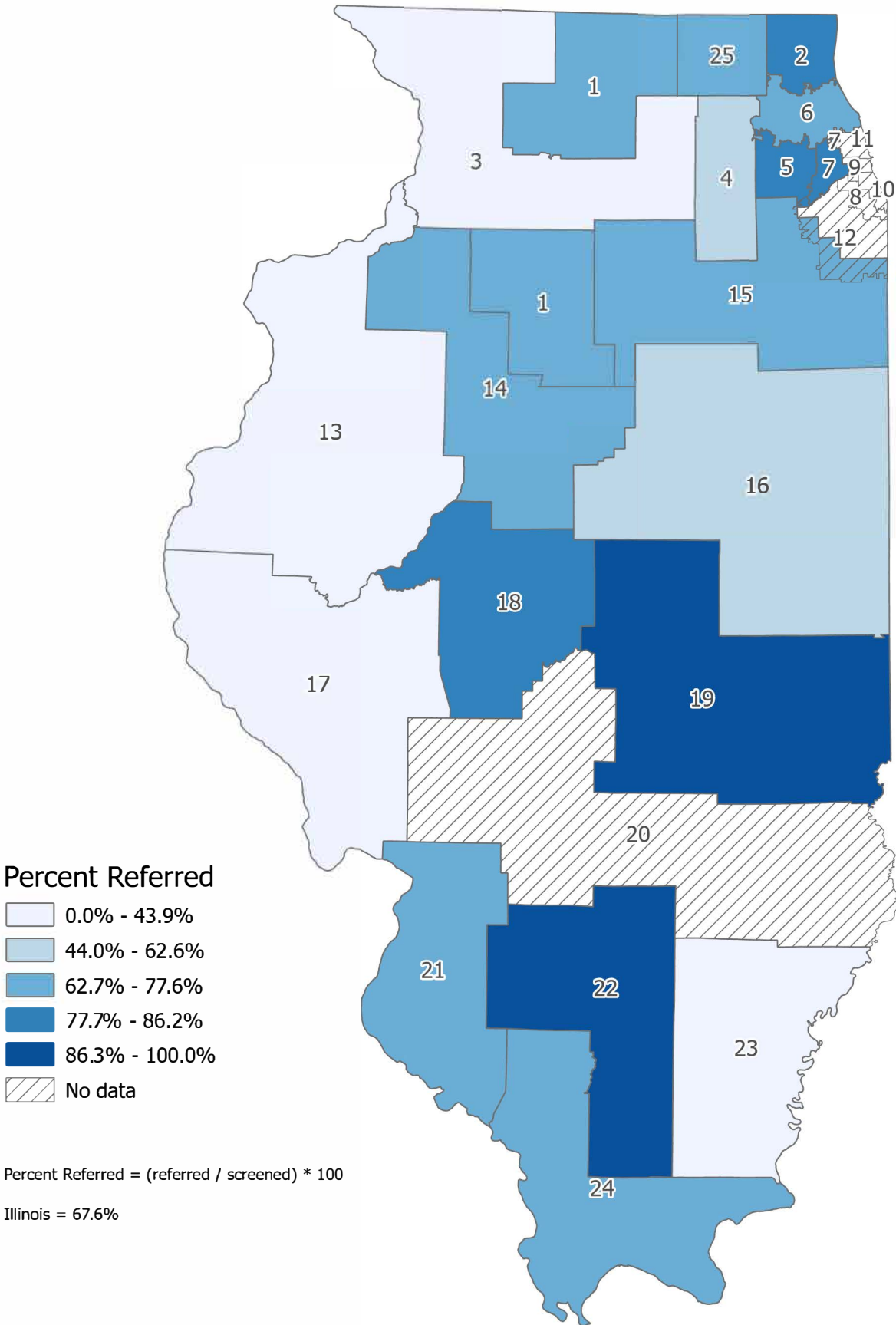


Child Find Screening FY2025, Q1

Total children birth through 5 referred, CFC region



Child Find Screening FY2025, Q1 **Percent children referred, CFC region**



Screenings Reported by CFC/CPS/DCFS and ZIP / FY2025 Q1

Zip Code	Total Screened	Screenings of Children involved with DCFS											# of Children Ages 0 to 3 Referred to								# of Children Ages 3 to 5 Referred to								Sub-Totals																																																																																																																																																																																																																																																																																																																																																																																																																																																																																																																																																																																																																																																																																																																																																																																																																																																																																																																																																																																																																																																																																																																																																																																																																																																																																																																																																																																																															
		Ages (in Months)						Not Referred	Total Referred	In Intact Family Services	Children of Teen Wards	In Foster Care	PI Child				Other Multiple				LEA (ECSE)	PFA	HS	Child Care Program	Other Services	Multiple Services	Rescreening	Ages 0-35 mos.	Ages 36-61+ mos.																																																																																																																																																																																																																																																																																																																																																																																																																																																																																																																																																																																																																																																																																																																																																																																																																																																																																																																																																																																																																																																																																																																																																																																																																																																																																																																																																																																																															
		0-11	12-23	24-35	36-47	48-60	61+						LEA (ECSE)	EHS	(center-based)	Care Program	HV	Services	Services	Rescreening																																																																																																																																																																																																																																																																																																																																																																																																																																																																																																																																																																																																																																																																																																																																																																																																																																																																																																																																																																																																																																																																																																																																																																																																																																																																																																																																																																																																																								

Screenings Reported by CFC/CPS/DCFS and ZIP / FY2025 Q1

Zip Code	Total Screened	Ages (in Months)						Not Referred	Total Referred	Screenings of Children involved with DCFS			# of Children Ages 0 to 3 Referred to								# of Children Ages 3 to 5 Referred to								Sub-Totals		
		0-11	12-23	24-35	36-47	48-60	61+			In Intact Family Services	Children of Teen Wards	In Foster Care	EI	LEA (ECSE)	EHS	PI (center-based)	Child Care Program	HV	Other Services	Multiple Services	Rescreening	LEA (ECSE)	PFA	HS	Child Care Program	HV	Other Services	Multiple Services	Rescreening	Ages 0-35 mos.	Ages 36-61+ mos.
61540	34	0	1	0	16	15	2	26	8	0	0	2	0	0	0	0	0	0	0	0	4	4	0	0	0	0	0	0	0	1	33
TOTAL	1641	61	96	161	777	508	38	415	1226	9	0	12	22	2	0	12	0	11	2	0	31	74	1086	118	13	0	6	632	486	318	1323

CFC #02 Child & Family Connections, Lake County Health Department, 3010 Grand Ave, 2nd Floor, Waukegan, IL 60085 - Donna Musser

60015	6	0	0	0	3	3	0	4	2	0	0	0	0	0	0	0	0	0	0	0	2	0	0	0	0	0	0	0	0	6
60048	17	0	0	1	7	9	0	4	13	0	0	0	0	0	0	0	0	0	0	4	0	0	0	0	0	7	0	2	1	16
60084	36	0	0	0	17	19	0	4	32	0	0	0	0	0	0	0	0	0	0	0	7	22	0	0	0	3	0	0	0	36
TOTAL	59	0	0	1	27	31	0	12	47	0	0	0	0	0	0	0	0	0	0	4	9	22	0	0	0	10	0	2	1	58

CFC #03 Child & Family Connections, Regional Office of Education for Carroll, Jo Daviess, & Stephenson Co., 27 S State Ave, Ste 101, Freeport, IL 61032 - Angela Hodges

60548	18	0	0	3	9	6	0	3	15	0	0	0	0	0	0	0	0	0	0	0	0	15	0	0	0	0	0	0	3	15
61021	14	0	0	0	11	2	0	0	14	0	0	0	0	0	0	0	0	0	0	0	2	14	0	0	0	0	0	0	0	13
61032	58	53	4	1	0	0	0	52	6	0	0	0	1	0	0	0	0	0	0	5	0	0	0	0	0	0	0	0	58	0
61074	18	0	0	2	9	7	0	17	1	0	0	0	0	0	0	0	0	0	0	1	0	0	0	0	0	0	0	0	2	16
TOTAL	108	53	4	6	29	15	0	72	36	0	0	0	1	0	0	0	0	0	0	5	3	29	0	0	0	0	0	0	63	44

CFC #04 Child & Family Connections, DayOne PACT, 1551 E Fabyan Pkwy, Geneva, IL 60134 - Ellana Mavromatis

60110	220	4	3	17	98	98	0	26	194	0	0	0	8	0	0	0	0	0	0	0	43	143	0	0	0	0	0	0	24	196
60119	10	0	0	0	8	2	0	4	6	0	0	0	0	0	0	0	0	0	0	5	0	0	0	0	1	0	1	0	10	
60123	34	0	0	0	17	17	0	0	34	0	0	0	0	0	0	0	0	0	0	3	31	0	0	0	0	0	0	0	34	
60124	18	0	0	0	8	10	0	12	6	0	0	0	0	0	0	0	0	0	0	6	0	0	0	0	0	0	0	0	18	
60504	6	0	3	3	0	0	0	5	1	0	0	0	1	0	0	0	0	0	0	0	0	0	0	0	0	0	0	6	0	
60505	134	37	32	43	9	13	0	123	11	3	0	0	6	0	0	0	5	0	0	0	0	0	0	0	0	0	0	112	22	
60506	24	4	8	12	0	0	0	23	1	5	0	0	1	0	0	0	0	0	0	0	0	0	0	0	0	0	0	24	0	
60510	24	0	0	3	5	16	0	11	13	0	0	0	0	0	0	0	0	0	1	12	0	0	0	0	1	0	1	3	21	
60538	3	1	1	1	0	0	0	1	2	0	0	0	2	0	0	0	0	0	0	0	0	0	0	0	0	0	0	3	0	
60543	81	0	0	1	50	30	0	11	70	0	0	0	0	0	0	0	0	0	0	19	59	0	0	0	0	36	24	1	80	
60545	63	0	9	5	41	8	0	14	49	3	0	3	1	0	0	0	0	0	0	2	13	26	0	1	0	0	19	3	14	49

Screenings Reported by CFC/CPS/DCFS and ZIP / FY2025 Q1

Zip Code	Total Screened	Ages (in Months)						Not Referred	Total Referred	Screenings of Children involved with DCFS			# of Children Ages 0 to 3 Referred to										# of Children Ages 3 to 5 Referred to								Sub-Totals	
		0-11	12-23	24-35	36-47	48-60	61+			In Intact Family Services	Children of Teen Wards	In Foster Care	EI	LEA (ECSE)	PI (center-based)	Child Care Program	HV	Other Services	Multiple Services	Rescreening	LEA (ECSE)	PFA	HS	Child Care Program	HV	Other Services	Multiple Services	Rescreening	Ages 0-35 mos.	Ages 36-61+ mos.		
60560	1	0	0	1	0	0	0	1	0	0	0	0	0	0	0	0	0	0	0	0	0	0	0	0	0	0	0	0	1	0		
TOTAL	618	46	56	86	236	194	0	231	387	11	0	3	19	0	0	0	0	5	0	0	3	101	259	0	1	0	2	55	29	188	430	

CFC #05 Child & Family Connections, DayOne PACT, 550 Warrenville Rd, Ste 100B, Lisle, IL 60532 - Marianne McGuire

60101	30	0	0	4	12	14	0	3	27	0	0	0	0	3	0	0	0	0	0	0	1	23	0	0	0	0	0	0	4	26
60133	23	0	0	0	13	10	0	2	21	0	0	0	0	0	0	0	0	0	0	0	0	21	0	0	0	0	0	0	0	23
60139	40	0	0	3	19	18	0	0	40	0	0	0	0	3	0	0	0	0	0	0	3	34	0	0	0	0	0	0	3	37
60143	2	0	0	0	1	1	0	0	2	0	0	0	0	0	0	0	0	0	0	2	0	0	0	0	0	0	0	0	2	
60148	24	0	0	0	16	8	0	0	24	0	0	0	0	0	0	0	0	0	0	5	19	0	0	0	0	0	0	0	24	
60181	7	0	0	1	3	3	0	6	1	0	0	0	0	0	0	0	0	0	0	1	0	0	0	0	0	0	0	1	6	
60185	25	0	0	7	14	4	0	0	25	1	0	0	0	6	0	0	0	0	7	6	1	17	0	0	0	0	0	0	7	18
60187	30	0	0	2	15	13	0	22	8	0	0	0	0	0	0	0	0	0	0	8	0	0	0	0	0	0	0	2	28	
60191	16	0	0	0	7	9	0	0	16	0	0	0	0	0	0	0	0	0	0	0	16	0	0	0	0	0	0	0	16	
60439	0	0	0	0	0	0	0	0	0	0	0	0	0	0	0	0	0	0	0	0	0	0	0	0	0	0	0	0	0	
60527	15	0	0	0	12	3	0	0	15	3	0	0	0	0	0	0	0	0	0	0	15	0	0	0	0	0	0	0	15	
60540	18	1	8	9	0	0	0	3	15	0	0	0	6	0	0	1	0	9	1	2	0	0	0	0	0	0	0	18	0	
60559	22	0	0	2	14	6	0	0	22	0	0	0	0	0	0	0	0	2	0	0	3	12	0	0	0	5	0	0	2	20
60561	10	0	0	1	9	0	0	0	10	0	0	0	0	0	0	1	0	0	0	0	0	8	0	1	0	0	0	0	1	9
TOTAL	262	1	8	29	135	89	0	36	226	4	0	0	6	12	0	2	0	9	10	8	24	165	0	1	0	5	0	0	38	224

CFC #06 Child & Family Connections, Clearbrook, 1835 W Central Rd, Arlington Heights, IL 60005 - Jason Tietz

60004	37	0	0	19	8	7	3	15	22	0	0	0	0	15	0	0	0	0	0	0	6	0	0	0	0	0	0	1	19	18
60016	87	0	0	5	50	32	0	4	83	1	0	0	0	1	0	0	0	0	4	0	6	72	0	0	0	0	1	0	5	82
60056	52	0	0	0	29	20	3	0	52	0	0	0	0	0	0	0	0	0	0	23	24	0	0	0	5	0	0	0	52	
60062	29	0	0	4	14	11	0	28	1	0	0	0	0	0	0	0	0	0	0	1	0	0	0	0	2	0	0	4	25	
60076	22	0	0	1	15	6	0	2	20	0	0	0	0	1	0	0	0	0	0	12	0	0	0	0	6	0	1	1	21	
60091	9	0	0	2	4	3	0	6	3	0	0	0	0	2	0	0	0	0	0	1	0	0	0	0	0	0	0	2	7	
60194	112	3	1	2	79	26	1	32	82	0	0	0	0	0	0	0	0	1	0	0	0	46	0	0	5	1	5	0	6	106
60201	1	0	0	0	0	1	0	1	0	0	0	0	0	0	0	0	0	0	0	0	0	0	0	0	0	0	0	0	1	

Screenings Reported by CFC/CPS/DCFS and ZIP / FY2025 Q1

Zip Code	Total Screened	Ages (in Months)							Not Referred	Total Referred	Screenings of Children involved with DCFS			# of Children Ages 0 to 3 Referred to										# of Children Ages 3 to 5 Referred to								Sub-Totals	
		0-11	12-23	24-35	36-47	48-60	61+	In Intact Family Services			Children of Teen Wards	In Foster Care	EI	LEA (ECSE)	EHS	PI (center-based)	Child Care Program	HV	Other Services	Multiple Services	Rescreening	LEA (ECSE)	PFA	HS	Child Care Program	HV	Other Services	Multiple Services	Rescreening	Ages 0-35 mos.	Ages 36-61+ mos.		
60714	68	0	0	30	31	3	4	36	32	0	0	1	0	21	0	0	0	0	0	0	2	10	0	0	0	0	0	0	1	30	38		
TOTAL	417	3	1	63	230	109	11	124	295	1	0	1	0	40	0	0	0	1	4	0	2	59	142	0	0	5	14	6	3	67	350		

CFC #07 Child & Family Connections, Suburban Access, Inc, One Westbrook Corporate Ctr, Ste 640, Westchester, IL 60154 - Jo Ann Alferink

60707	14	0	0	1	7	6	0	0	14	0	0	0	0	0	0	0	0	0	0	0	0	0	0	14	0	0	0	1	1	13
60804	7	1	1	5	0	0	0	3	4	0	0	0	1	0	0	1	0	0	2	0	0	0	0	0	0	0	0	0	7	0
TOTAL	21	1	1	6	7	6	0	3	18	0	0	0	1	0	0	1	0	2	0	0	0	0	0	14	0	0	0	1	8	13

CFC #13 Child & Family Connections, Regional Office of Education #26, 130 S Lafayette St, Ste 200, Macomb, IL 61455 - Chuck Farr

61201	353	230	115	8	0	0	0	328	25	0	0	0	24	0	0	0	0	0	1	0	0	0	0	0	0	0	0	0	353	0	
61239	1	0	0	1	0	0	0	1	0	0	0	0	0	0	0	0	0	0	0	0	0	0	0	0	0	0	0	0	1	0	
61244	2	0	1	1	0	0	0	2	0	0	0	0	0	0	0	0	0	0	0	0	0	0	0	0	0	0	0	0	2	0	
61265	6	0	2	4	0	0	0	6	0	0	0	0	0	0	0	0	0	0	0	0	0	0	0	0	0	0	0	0	6	0	
61282	1	0	1	0	0	0	0	1	0	0	0	0	0	0	0	0	0	0	0	0	0	0	0	0	0	0	0	0	1	0	
61420	1	0	0	1	0	0	0	1	0	0	0	0	0	0	0	0	0	0	0	0	0	0	0	0	0	0	0	0	1	0	
61422	12	1	0	0	4	7	0	1	11	2	0	1	0	0	0	0	0	0	0	0	1	10	0	0	0	0	0	0	1	11	
61455	34	4	10	7	7	6	0	28	6	0	0	1	0	0	0	0	0	0	0	1	0	1	0	0	0	0	0	4	21	13	
62321	1	0	1	0	0	0	0	1	0	0	0	0	0	0	0	0	0	0	0	0	0	0	0	0	0	0	0	0	1	0	
62326	25	3	1	2	17	2	0	4	21	0	0	0	1	0	0	0	0	0	0	0	0	20	0	0	0	0	0	0	6	19	
62374	1	0	0	1	0	0	0	1	0	0	0	0	0	0	0	0	0	0	0	0	0	0	0	0	0	0	0	0	1	0	
62380	1	0	0	1	0	0	0	0	1	0	0	1	0	0	0	0	0	0	0	0	0	1	0	0	0	0	0	0	1	0	
TOTAL	438	238	131	26	28	15	0	374	64	2	0	3	25	0	0	0	0	0	1	0	1	1	32	0	0	0	0	0	4	395	43

CFC #14 Child & Family Connections, 3000 W Rohmann Ave, , West Peoria, IL 61604 - Michelle Harr

61233	1	0	1	0	0	0	0	1	0	0	0	0	0	0	0	0	0	0	0	0	0	0	0	0	0	0	0	0	1	0
61235	1	0	0	0	1	0	0	1	0	0	0	0	0	0	0	0	0	0	0	0	0	0	0	0	0	0	0	0	0	1
61238	1	0	1	0	0	0	0	1	0	0	0	0	0	0	0	0	0	0	0	0	0	0	0	0	0	0	0	1	0	
61254	1	1	0	0	0	0	0	1	0	0	0	0	0	0	0	0	0	0	0	0	0	0	0	0	0	0	0	1	0	
61258	1	0	0	1	0	0	0	1	0	0	0	0	0	0	0	0	0	0	0	0	0	0	0	0	0	0	0	1	0	
61349	1	0	1	0	0	0	0	1	0	0	0	0	0	0	0	0	0	0	0	0	0	0	0	0	0	0	0	1	0	
61362	1	0	1	0	0	0	0	1	0	0	0	0	0	0	0	0	0	0	0	0	0	0	0	0	0	0	0	1	0	
61434	3	3	0	0	0	0	0	3	0	0	0	0	0	0	0	0	0	0	0	0	0	0	0	0	0	0	0	3	0	

Screenings Reported by CFC/CPS/DCFS and ZIP / FY2025 Q1

Zip Code	Total Screened	Screenings of Children involved with DCFS																												Sub-Totals		
		Ages (in Months)						Not Referred	Total Referred	# of Children Ages 0 to 3 Referred to												# of Children Ages 3 to 5 Referred to								Ages 0-35 mos.	Ages 36-61+ mos.	
										In Intact Family Services	Children of Teen Wards	In Foster Care	EI	LEA (ECSE)	EHS	PI (center-based)	Child Care Program	HV	Other Services	Multiple Services	Rescreening	LEA (ECSE)	PFA	HS	Child Care Program	HV	Other Services	Multiple Services	Rescreening			
61443	8	0	6	2	0	0	0	8	0	0	0	0	0	0	0	0	0	0	0	0	0	0	0	0	0	0	0	0	0	8	0	
61483	3	1	1	1	0	0	0	3	0	0	0	0	0	0	0	0	0	0	0	0	0	0	0	0	0	0	0	0	0	3	0	
61491	1	0	1	0	0	0	0	1	0	0	0	0	0	0	0	0	0	0	0	0	0	0	0	0	0	0	0	0	0	1	0	
61548	18	0	0	0	12	6	0	2	16	0	0	0	0	0	0	0	0	0	0	0	0	2	12	0	0	0	2	0	0	0	18	
61550	21	0	0	6	9	6	0	3	18	0	0	0	1	3	0	0	0	0	2	0	1	3	8	0	0	0	0	0	0	6	15	
61554	6	1	1	4	0	0	0	5	1	0	0	0	1	0	0	0	0	0	0	0	0	0	0	0	0	0	0	0	0	6	0	
61564	6	0	0	0	3	3	0	5	1	0	0	0	0	0	0	0	0	0	0	0	0	1	0	0	0	0	0	0	0	0	6	
61568	8	0	0	1	5	2	0	5	3	0	0	2	0	0	0	0	0	0	0	0	1	0	0	0	0	0	2	0	0	1	7	
61571	3	0	0	0	2	1	0	1	2	0	0	1	0	0	0	0	0	0	0	0	0	1	0	0	0	0	1	0	0	0	3	
61603	61	21	10	17	7	4	2	55	6	0	1	0	6	0	0	0	0	0	0	0	0	0	0	0	0	0	0	0	0	48	13	
61604	147	8	25	23	48	31	12	47	100	2	0	5	1	0	0	0	0	0	8	0	0	14	76	0	0	0	4	4	1	56	91	
61605	130	2	3	23	64	38	0	18	112	2	0	6	0	2	0	14	0	0	0	0	2	21	63	0	0	0	0	0	10	28	102	
61611	205	0	0	0	205	0	0	0	205	0	0	0	0	0	0	0	0	0	0	0	0	0	0	205	0	0	0	0	0	0	0	205
61614	61	9	4	7	24	16	1	57	4	1	0	1	0	0	0	0	0	0	0	0	2	0	0	0	0	0	2	0	0	20	41	
61615	2	0	0	1	0	1	0	1	1	0	0	0	1	0	0	0	0	0	0	0	0	0	0	0	0	0	0	0	0	1	1	
61738	29	0	1	7	11	10	0	0	29	1	0	0	4	0	0	0	0	0	3	0	0	6	16	0	0	0	0	0	0	8	21	
TOTAL	719	46	56	93	391	118	15	221	498	6	1	15	14	5	0	14	0	0	13	0	4	50	175	205	0	0	11	4	11	195	524	

CFC #15 Child & Family Connections, Services of Will, Grundy, & Kankakee Counties, Inc., 2300 Glenwood Ave, Joliet, IL 60435 - Rachel Cimino

60401	15	0	0	1	4	10	0	0	15	0	0	0	0	0	0	0	0	0	0	0	5	10	0	0	0	0	0	0	1	14
60404	29	0	0	0	14	15	0	14	15	0	0	0	0	0	0	0	0	0	0	3	11	0	0	0	0	0	1	0	29	
60410	12	0	0	0	6	5	1	0	12	0	0	0	0	0	0	0	0	0	0	2	10	0	0	0	0	0	0	0	12	
60417	80	0	1	1	38	40	0	1	79	0	0	0	1	0	0	0	0	0	0	5	64	0	0	0	0	0	9	2	78	
60423	10	0	0	0	7	3	0	5	5	0	0	0	0	0	0	0	0	0	0	0	5	0	0	0	0	0	0	0	10	
60433	18	0	0	4	9	4	1	0	18	0	0	0	0	4	0	0	0	0	0	2	12	0	0	0	0	0	0	4	14	
60435	67	18	22	27	0	0	0	62	5	0	0	0	5	0	0	0	0	0	0	0	0	0	0	0	0	0	0	67	0	
60446	374	0	0	0	185	179	10	0	374	0	0	0	0	0	0	0	0	0	0	27	223	0	0	0	0	0	124	0	374	
60448	14	0	0	1	5	8	0	2	12	0	0	0	0	0	0	0	0	0	1	0	0	0	0	0	0	0	11	1	13	
60450	47	14	13	12	8	0	0	37	10	0	0	0	2	0	0	0	0	0	0	2	6	0	0	0	0	0	0	39	8	
60451	12	0	0	1	4	7	0	0	12	0	0	0	0	0	0	0	0	0	1	0	11	0	0	0	0	0	0	1	11	
60481	16	0	0	3	6	6	1	0	16	0	0	0	0	2	0	0	0	0	0	6	6	0	0	0	0	0	2	3	13	
60491	5	0	0	0	3	2	0	1	4	0	0	0	0	0	0	0	0	0	0	4	0	0	0	0	0	0	0	0	5	
60518	44	0	0	0	21	23	0	36	8	0	0	0	0	0	0	0	0	0	0	2	0	0	0	0	3	0	3	0	44	

Screenings Reported by CFC/CPS/DCFS and ZIP / FY2025 Q1

Zip Code	Total Screened	Ages (in Months)							Not Referred	Total Referred	Screenings of Children involved with DCFS			# of Children Ages 0 to 3 Referred to								# of Children Ages 3 to 5 Referred to								Sub-Totals	
		0-11	12-23	24-35	36-47	48-60	61+	In Intact Family Services			Children of Teen Wards	In Foster Care	EI	LEA (ECSE)	EHS	PI (center-based)	Child Care Program	HV	Other Services	Multiple Services	Rescreening	LEA (ECSE)	PFA	HS	Child Care Program	HV	Other Services	Multiple Services	Rescreening	Ages 0-35 mos.	Ages 36-61+ mos.
60544	181	0	0	78	61	42	0	13	168	1	0	0	0	0	0	0	0	0	0	0	109	57	2	0	0	0	0	0	0	78	103
60901	15	9	5	1	0	0	0	13	2	0	0	0	0	0	0	0	0	0	0	0	0	0	0	0	0	0	0	0	15	0	
60915	58	14	16	28	0	0	0	55	3	0	0	0	0	0	0	0	0	0	0	0	0	0	0	0	0	0	0	0	58	0	
61341	14	0	0	1	8	5	0	1	13	0	0	0	0	0	0	0	0	0	0	0	3	7	0	0	0	2	0	1	1	13	
61342	35	0	0	2	24	9	0	5	30	0	0	0	0	0	0	0	0	0	0	0	3	19	0	0	0	5	0	3	2	33	
61348	14	0	0	2	10	2	0	1	13	0	0	0	0	0	0	0	0	0	0	0	1	10	0	0	0	2	0	0	2	12	
61350	65	0	0	10	28	27	0	12	53	0	0	0	0	0	0	0	0	0	0	0	5	38	0	0	0	7	0	5	10	55	
61354	56	0	1	9	35	11	0	12	44	0	0	0	0	0	0	0	0	0	0	0	9	28	0	0	0	3	2	2	10	46	
61360	14	0	0	1	10	3	0	9	5	0	0	0	0	0	0	0	0	0	0	0	0	4	0	0	0	0	0	1	1	13	
61364	78	0	0	3	32	43	0	29	49	0	0	0	0	0	0	0	0	0	0	0	11	26	0	0	0	7	0	5	3	75	
TOTAL	1273	55	58	185	518	444	13	308	965	1	0	0	0	13	6	0	0	0	0	0	2	199	547	2	0	0	29	2	167	298	975

CFC #16 Child & Family Connections, 201 W Springfield Ave, Ste 508 & 509, Champaign, IL 61820 - Chris Johnson

60420	26	0	0	7	12	7	0	6	20	0	0	0	0	0	0	0	0	0	2	0	2	0	16	0	0	0	5	5	0	7	19
60930	2	0	0	0	2	0	0	0	2	2	0	0	0	0	0	0	0	0	0	0	0	2	0	0	0	0	0	0	0	0	2
60936	26	2	3	1	10	10	0	17	9	0	0	0	1	0	0	0	0	0	0	0	0	8	0	0	0	0	0	0	0	6	20
60938	22	0	0	1	12	9	0	0	22	0	0	0	0	1	0	0	0	0	0	0	0	1	20	0	0	0	0	0	0	1	21
60942	17	0	0	0	9	8	0	14	3	1	0	0	0	0	0	0	0	0	0	0	0	0	3	0	0	0	0	3	3	0	17
60946	8	0	0	2	4	2	0	0	8	0	0	0	0	0	0	0	0	0	2	0	0	0	6	0	0	0	2	2	0	2	6
60953	14	0	0	0	9	5	0	0	14	0	0	0	0	0	0	0	0	0	0	0	0	1	13	0	0	0	0	0	0	0	14
60970	19	0	0	1	10	8	0	0	19	0	0	0	0	0	1	0	0	0	0	0	0	1	18	0	0	0	0	1	0	1	18
61364	11	0	0	3	5	3	0	0	11	0	0	0	0	0	0	0	0	0	2	1	2	0	8	0	0	0	0	0	0	3	8
61704	78	0	0	0	53	25	0	0	78	0	0	2	0	0	0	0	0	0	0	0	0	5	61	0	12	0	0	0	0	0	78
61738	10	0	0	1	7	2	0	0	10	0	0	0	0	0	0	0	0	0	1	0	0	0	9	0	0	0	0	0	0	1	9
61739	19	0	0	6	8	5	0	2	17	0	0	0	1	3	0	0	0	0	3	3	1	3	9	0	0	0	2	4	2	6	13
61764	31	0	0	0	15	16	0	11	20	1	0	1	0	0	0	0	0	0	0	0	0	1	17	0	0	0	1	0	1	0	31
61801	7	3	1	3	0	0	0	7	0	0	0	0	0	0	0	0	0	0	0	0	0	0	0	0	0	0	0	0	0	7	0
61820	35	16	7	7	2	3	0	29	6	2	0	1	1	0	0	0	0	0	0	0	5	0	0	0	0	0	0	0	0	30	5
61821	4	0	2	2	0	0	0	2	2	0	0	0	2	0	0	0	0	0	0	0	0	0	0	0	0	0	0	0	0	4	0
61822	58	15	12	31	0	0	0	57	1	0	0	0	1	0	0	0	0	0	0	0	0	0	0	0	0	0	0	0	0	58	0
61832	129	3	9	5	74	38	0	96	36	0	0	2	0	0	0	0	0	0	0	0	4	12	20	0	0	0	12	12	22	17	112
61846	24	0	0	0	15	9	0	15	9	0	0	0	0	0	0	0	0	0	0	0	0	1	4	0	0	0	1	1	4	0	24
61864	12	0	0	0	5	7	0	0	12	0	0	0	0	0	0	0	0	0	0	0	0	1	11	0	0	0	0	0	0	0	12

Screenings Reported by CFC/CPS/DCFS and ZIP / FY2025 Q1

Zip Code	Total Screened	Screenings of Children involved with DCFS																											# of Children Ages 0 to 3 Referred to										# of Children Ages 3 to 5 Referred to								Sub-Totals	
		Ages (in Months)							Not Referred	Total Referred	In Intact Family Services	Children of Teen Wards	In Foster Care	# of Children Ages 0 to 3 Referred to										# of Children Ages 3 to 5 Referred to								Ages 0-35 mos.	Ages 36-61+ mos.															
		0-11	12-23	24-35	36-47	48-60	61+	EI						LEA (ECSE)	EHS	PI (center-based)	Child Care Program	HV	Other Services	Multiple Services	Rescreening	LEA (ECSE)	PFA	HS	Child Care Program	HV	Other Services	Multiple Services	Rescreening																			
61866	67	0	0	2	40	25	0	0	67	0	0	5	0	0	0	0	0	0	2	0	0	7	58	0	0	0	0	0	0	2	65																	
61873	15	0	0	0	13	2	0	8	7	0	0	0	0	0	0	0	0	0	0	0	0	3	4	0	0	0	0	0	0	0	15																	
61876	22	0	0	0	15	7	0	12	10	0	0	0	0	0	0	0	0	0	0	0	3	4	0	0	0	3	3	3	0	22																		
61878	14	0	0	0	4	10	0	2	12	0	0	0	0	0	0	0	0	0	0	0	3	9	0	0	0	0	0	0	0	14																		
61883	22	0	0	0	13	9	0	13	9	2	0	0	0	0	0	0	0	0	0	0	4	5	0	0	0	3	3	2	0	22																		
TOTAL	692	39	34	72	337	210	0	291	404	8	0	11	6	5	0	0	0	0	12	4	14	56	295	0	12	0	29	34	37	145	547																	

CFC #17 Child & Family Connections, ROE of Adams/Pike Counties, 510 Maine St, Ste 615, Quincy, IL 62301 - Kara Hoffman

62016	7	0	0	3	3	1	0	3	4	1	0	1	0	0	0	0	0	0	0	0	2	0	0	0	0	0	0	0	2	3	4
62044	8	0	0	3	5	0	0	5	3	0	0	0	0	0	0	0	0	0	0	0	1	0	0	0	0	0	0	0	2	3	5
62047	7	0	0	2	3	2	0	2	5	0	0	1	0	0	0	0	0	0	0	0	2	1	0	0	0	0	0	0	2	2	5
62092	34	0	0	5	18	11	0	18	16	5	0	2	0	0	0	0	0	0	0	0	2	2	0	0	0	0	0	0	12	5	29
62340	9	0	0	1	4	4	0	7	2	0	0	1	0	0	0	0	0	0	0	0	0	0	0	0	0	0	0	0	2	1	8
62345	15	0	0	8	6	1	0	8	7	0	0	0	0	0	0	0	0	0	0	0	3	0	0	0	0	0	0	0	4	8	7
62353	8	0	0	0	5	3	0	2	6	0	0	0	0	0	0	0	0	0	0	0	0	1	0	0	0	0	0	0	5	0	8
62363	44	0	0	4	20	20	0	31	13	1	0	1	0	0	0	0	0	0	0	0	1	0	0	0	0	0	0	0	12	4	40
62366	3	0	0	2	1	0	0	1	2	0	0	0	0	0	0	0	0	0	0	0	1	1	0	0	0	0	0	0	0	2	1
62618	59	0	0	0	34	25	0	36	23	0	0	1	0	0	0	0	0	0	0	0	0	0	0	0	0	0	0	0	23	0	59
62628	8	0	0	4	3	1	0	4	4	0	0	0	0	0	0	0	0	0	0	0	1	0	0	0	0	0	0	0	3	4	4
62638	10	0	0	4	3	3	0	6	4	0	0	0	0	1	0	0	0	0	0	0	0	0	0	0	0	0	0	0	3	4	6
62650	79	0	0	15	29	33	2	46	33	1	0	2	0	0	0	0	0	0	0	0	7	1	0	0	0	0	0	0	25	15	64
62665	1	0	0	0	0	1	0	0	1	0	0	0	0	0	0	0	0	0	0	0	0	0	0	0	0	0	0	0	1	0	1
62692	2	0	0	0	2	0	0	1	1	0	0	1	0	0	0	0	0	0	0	0	0	0	0	0	0	0	0	0	1	0	2
62694	14	0	0	3	9	2	0	10	4	0	0	0	0	0	0	0	0	0	0	0	0	0	0	0	0	0	0	0	3	0	11
TOTAL	308	0	0	54	145	107	2	180	128	8	0	10	0	1	0	0	0	0	0	0	20	6	0	0	0	0	0	0	97	54	254

CFC #18 Child & Family Connections, Sangamon Co. Public Health Department, 2833 S Grand Ave, E, Springfield, IL 62703 - Lisa McGlothlin

61546	28	0	0	2	11	15	0	0	28	0	0	0	0	0	0	0	0	0	0	0	0	3	28	0	0	0	0	0	0	2	26
61759	6	0	0	0	6	0	0	4	2	0	0	0	0	0	0	0	0	0	0	0	0	0	2	0	0	0	0	0	0	0	6
62024	62	9	12	21	13	7	0	37	25	0	1	1	1	0	0	0	0	0	0	0	0	0	24	0	0	0	0	0	0	42	20
62558	0	0	0	0	0	0	0	0	0	0	0	0	0	0	0	0	0	0	0	0	0	0	0	0	0	0	0	0	0	0	0
62563	5	0	2	3	0	0	0	4	1	0	0	0	0	1	0	0	0	0	0	0	1	0	0	0	0	0	0	0	5	0	0

Screenings Reported by CFC/CPS/DCFS and ZIP / FY2025 Q1

Zip Code	Total Screened	Ages (in Months)							Not Referred	Total Referred	Screenings of Children involved with DCFS			# of Children Ages 0 to 3 Referred to										# of Children Ages 3 to 5 Referred to								Sub-Totals	
		0-11	12-23	24-35	36-47	48-60	61+	In Intact Family Services			Children of Teen Wards	In Foster Care	PI Child Care Program					Other Multiple Services Rescreening					Child Care Program				Other Multiple Services Rescreening				Ages 0-35 mos.	Ages 36-61+ mos.	
													EI	LEA (ECSE)	EHS	(center-based)	Program	HV	Services	Rescreening	LEA (ECSE)	PFA	HS	Program	HV	Services	Rescreening						
62629	43	0	0	2	20	21	0	0	43	0	0	0	0	0	0	0	0	0	0	0	2	43	0	0	0	0	0	0	1	2	41		
62644	9	3	2	4	0	0	0	0	9	1	0	0	0	0	0	9	0	0	0	0	0	0	0	0	0	0	0	0	9	0			
62656	28	9	8	7	1	3	0	27	1	0	0	5	0	0	0	0	0	0	0	0	1	0	0	0	0	0	0	0	24	4			
62702	71	0	0	0	36	35	0	0	71	0	0	2	0	0	0	0	0	0	0	0	10	61	0	0	0	0	0	0	0	71			
62703	159	45	53	61	0	0	0	0	159	0	0	3	157	2	0	0	0	0	0	0	0	0	0	0	0	0	0	0	159	0			
62712	2	0	2	0	0	0	0	0	2	0	0	0	2	0	0	0	0	0	0	0	0	0	0	0	0	0	0	0	2	0			
TOTAL	413	66	79	100	87	81	0	72	341	1	1	11	160	3	0	0	0	9	0	0	2	16	158	0	0	0	0	0	1	245	168		

CFC #19 Child & Family Connections, Macon Co. Community Mental Health Board, 132 S Water St, Ste 604, Decatur, IL 62523 - Amy Farmer

61910	12	0	0	0	9	3	0	0	12	0	0	0	0	0	0	0	0	0	0	0	1	11	0	0	0	2	2	0	0	12
61911	4	0	0	0	3	1	0	0	4	0	0	0	0	0	0	0	0	0	0	0	1	3	0	0	0	1	1	0	0	4
61913	6	0	0	0	5	1	0	0	6	0	0	0	0	0	0	0	0	0	0	0	2	4	0	0	0	0	0	0	0	6
61914	5	0	0	0	2	3	0	0	5	0	0	0	0	0	0	0	0	0	0	0	0	5	0	0	0	0	0	0	0	5
61920	67	0	0	2	45	19	1	3	64	0	0	0	2	0	0	0	0	0	0	0	14	48	0	0	0	5	5	0	2	65
61924	5	0	0	0	2	3	0	0	5	0	0	0	0	0	0	0	0	0	0	0	0	5	0	0	0	1	1	0	0	5
61933	2	0	0	0	2	0	0	0	2	0	0	0	0	0	0	0	0	0	0	0	0	2	0	0	0	0	0	0	0	2
61937	4	0	0	0	2	2	0	0	4	0	0	0	0	0	0	0	0	0	0	0	0	4	0	0	0	0	0	0	0	4
61938	81	0	0	0	56	24	1	0	81	0	0	0	0	0	0	0	0	0	0	0	9	71	0	0	0	14	14	1	0	81
61943	3	0	0	0	1	2	0	0	3	0	0	0	0	0	0	0	0	0	0	0	1	2	0	0	0	0	0	0	0	3
61944	22	0	0	0	15	7	0	0	22	0	0	0	0	0	0	0	0	0	0	0	1	21	0	0	0	0	0	0	0	22
61951	23	0	0	0	15	8	0	0	23	0	0	0	0	0	0	0	0	0	0	0	3	20	0	0	0	1	1	0	0	23
61953	10	0	0	0	7	2	0	0	10	0	0	0	0	0	0	0	0	0	0	0	3	7	0	0	0	3	3	0	0	9
61956	4	0	0	0	2	2	0	0	4	0	0	0	0	0	0	0	0	0	0	0	1	3	0	0	0	0	0	0	0	4
61957	3	0	0	0	3	0	0	0	3	0	0	0	0	0	0	0	0	0	0	0	1	2	0	0	0	0	0	0	0	3
62420	10	0	0	0	8	2	0	1	9	0	0	0	0	0	0	0	0	0	0	0	1	8	0	0	0	1	1	0	0	10
62422	5	0	0	0	3	2	0	0	5	0	0	0	0	0	0	0	0	0	0	0	5	0	0	0	0	0	0	0	0	5
62441	13	0	0	0	8	5	0	0	13	0	0	0	0	0	0	0	0	0	0	0	1	12	0	0	0	0	0	0	0	13
62442	4	0	0	0	2	2	0	0	4	0	0	0	0	0	0	0	0	0	0	0	1	3	0	0	0	0	0	0	0	4
62447	9	0	0	0	5	4	0	0	9	0	0	0	0	0	0	0	0	0	0	0	1	8	0	0	0	0	0	0	0	9
62463	6	0	0	0	5	1	0	0	6	0	0	0	0	0	0	0	0	0	0	0	0	6	0	0	0	0	0	0	0	6
62468	9	0	0	0	7	2	0	0	9	0	0	0	0	0	0	0	0	0	0	0	1	8	0	0	0	2	2	0	0	9

Screenings Reported by CFC/CPS/DCFS and ZIP / FY2025 Q1

Zip Code	Total Screened	Ages (in Months)							Not Referred	Total Referred	Screenings of Children involved with DCFS			# of Children Ages 0 to 3 Referred to										# of Children Ages 3 to 5 Referred to								Sub-Totals	
		0-11	12-23	24-35	36-47	48-60	61+	In Intact Family Services			Children of Teen Wards	In Foster Care	EI	LEA (ECSE)	PI (center-based)	Child Care Program	HV	Other Services	Multiple Services	Rescreening	LEA (ECSE)	PFA	HS	Child Care Program	HV	Other Services	Multiple Services	Rescreening	Ages 0-35 mos.	36-61+ mos.			
62565	5	0	0	0	5	0	0	0	5	0	0	0	0	0	0	0	0	0	0	3	2	0	0	0	0	0	0	0	0	5			
TOTAL	312	0	0	2	212	95	2	4	308	0	0	0	0	0	0	0	0	0	50	255	0	0	0	30	30	1	2	309					

CFC #21 Child & Family Connections, Regional Office of Education #13, 4 Eagle Center, Ste 4, O'Fallon, IL 62269 - Terri Kampwerth

62010	17	0	0	0	9	8	0	8	9	1	0	0	0	0	0	0	0	0	0	0	1	7	0	0	0	5	0	0	0	17	
62040	30	8	11	10	0	0	0	11	19	9	1	3	0	0	0	0	0	0	0	19	0	0	0	0	0	0	0	0	29	0	
62220	34	0	0	0	18	16	0	14	20	0	0	0	0	0	0	0	0	0	0	3	12	0	0	0	3	7	2	0	34		
62234	46	0	0	0	23	23	0	0	46	0	0	1	0	0	0	0	0	0	0	4	45	0	2	0	0	0	18	0	46		
62294	14	2	5	7	0	0	0	8	6	0	0	0	3	0	0	0	0	1	0	0	2	0	0	0	0	0	0	14	0		
TOTAL	141	10	16	17	50	47	0	41	100	10	1	4	3	0	0	0	0	1	0	0	21	8	64	0	2	0	8	7	20	43	97

CFC #22 Child & Family Connections, Regional Office of Education #13, 660 W Noleman St, Centralia, IL 62801 - Nicole Van Hise

62999	29	0	0	3	10	16	0	0	29	0	0	0	0	0	0	0	5	0	0	0	0	0	0	0	26	0	0	0	0	3	26
TOTAL	29	0	0	3	10	16	0	0	29	0	0	0	0	0	0	0	5	0	0	0	0	0	0	26	0	0	0	0	3	26	

CFC #23 Child & Family Connections, Wabash & Ohio Valley Special Education Dist., 800 S Division St, Norris City, IL 62869 - Charity Heifner

62410	1	0	0	0	1	0	0	0	1	0	0	0	0	0	0	0	0	0	0	0	1	0	0	0	0	0	1	0	1
62806	30	1	3	3	10	13	0	23	7	0	0	0	1	0	0	0	0	0	0	0	6	0	0	0	0	0	1	7	23
62821	18	0	0	0	13	5	0	0	18	0	0	0	0	0	0	0	0	0	0	0	18	0	0	0	0	0	3	0	18
62835	3	0	1	0	0	2	0	3	0	0	0	0	0	0	0	0	0	0	0	0	0	0	0	0	0	0	1	2	
62837	94	10	11	11	34	28	0	57	37	0	0	0	0	0	0	0	0	0	0	1	36	0	0	0	0	0	11	32	62
62844	4	0	0	1	3	0	0	0	4	0	0	0	0	1	0	0	0	0	0	1	3	0	0	0	0	0	1	1	3
62859	33	2	9	12	5	5	0	33	0	0	0	0	0	0	0	0	0	0	0	0	0	0	0	0	0	0	23	10	
62863	35	1	1	2	18	12	1	8	27	0	0	0	1	2	0	0	0	0	0	2	5	18	0	0	0	0	15	4	31
62869	15	0	0	0	8	7	0	0	15	0	0	0	0	0	0	0	0	0	0	0	15	0	0	0	0	0	5	0	15
62895	5	0	0	0	4	1	0	0	5	0	0	0	0	0	0	0	0	0	0	0	5	0	0	0	0	0	2	0	5
62917	2	0	0	0	2	0	0	0	2	0	0	0	0	0	0	0	0	0	0	0	2	0	0	0	0	0	1	0	2
62930	23	0	0	0	12	11	0	0	23	0	0	0	0	0	0	0	0	0	0	0	23	0	0	0	0	0	10	0	23
62935	5	0	0	0	4	1	0	0	5	0	0	0	0	0	0	0	0	0	0	0	5	0	0	0	0	0	1	0	5
62946	162	13	19	18	56	56	0	121	41	0	0	0	0	0	0	0	0	0	0	2	38	0	0	0	0	0	25	50	112
62954	13	0	0	1	8	4	0	0	13	0	0	0	0	1	0	0	0	0	0	1	3	9	0	0	0	0	6	1	12

Screenings Reported by CFC/CPS/DCFS and ZIP / FY2025 Q1

Zip Code	Total Screened	Ages (in Months)							Not Referred	Total Referred	Screenings of Children involved with DCFS			# of Children Ages 0 to 3 Referred to										# of Children Ages 3 to 5 Referred to								Sub-Totals	
		0-11	12-23	24-35	36-47	48-60	61+	In Intact Family Services			Children of Teen Wards	In Foster Care	EI	LEA (ECSE)	EHS	PI (center-based)	Child Care Program	HV	Other Services	Multiple Services	Rescreening	LEA (ECSE)	PFA	HS	Child Care Program	HV	Other Services	Multiple Services	Rescreening	Ages 0-35 mos.	Ages 36-61+ mos.		
62984	19	3	9	7	0	0	0	18	1	0	0	0	1	0	0	0	0	0	0	0	0	0	0	0	0	0	0	0	0	19	0		
TOTAL	462	30	53	55	178	145	1	263	199	0	0	0	3	4	0	0	0	0	0	0	4	11	179	0	0	0	0	0	0	82	138	324	

CFC #24 Child & Family Connections, Archway, Inc., 2751 W Main, PO Box 1180, Carbondale, IL 62901-1180 - Lindsay Baskin

62812	33	2	11	14	2	4	0	0	33	0	0	0	0	0	0	25	2	0	0	0	0	0	0	0	6	0	0	0	0	27	6
62901	129	18	30	27	31	23	0	56	73	5	0	0	0	0	0	15	4	0	0	0	0	0	0	0	54	0	0	0	0	75	54
62903	42	5	7	10	8	12	0	0	42	0	0	0	0	0	0	0	0	22	0	22	22	0	20	0	0	0	2	1	2	22	20
62931	6	0	0	0	2	4	0	0	6	0	0	0	0	0	0	0	0	0	0	0	0	3	3	0	0	0	0	0	4	0	6
62938	3	0	0	0	0	3	0	0	3	0	0	0	0	0	0	0	0	0	0	0	0	0	3	0	0	0	0	0	0	0	3
TOTAL	213	25	48	51	43	46	0	56	157	5	0	0	0	0	0	40	6	22	0	22	22	3	26	0	60	0	2	1	6	124	89

CFC #25 Child & Family Connections, Options & Advocacy for McHenry Co., 365 Millennium Dr, Ste A, Crystal Lake, IL 60012 - Susan Beckman

60010	59	0	0	0	26	33	0	3	56	0	0	0	0	0	0	0	0	0	0	0	21	35	0	0	0	0	0	0	0	59
60013	16	0	0	0	10	6	0	3	13	0	0	0	0	0	0	0	0	0	0	0	13	8	0	0	0	4	0	1	0	16
60014	258	62	89	63	22	22	0	0	258	0	0	0	211	1	0	0	0	0	2	0	1	41	0	0	0	2	0	0	214	44
60033	26	0	0	4	13	9	0	0	26	0	0	0	0	4	0	0	0	0	0	0	10	12	0	0	0	0	0	0	4	22
60042	50	3	12	18	6	11	0	50	0	0	0	0	0	0	0	0	0	0	0	0	0	0	0	0	0	0	0	33	17	
60050	122	0	0	4	71	47	0	90	32	0	0	0	0	2	0	0	0	0	0	0	15	15	0	0	0	0	0	0	4	118
60071	8	0	0	0	6	2	0	1	7	0	0	0	0	0	0	0	0	0	0	0	6	0	0	0	0	0	0	1	0	8
60072	10	0	0	1	5	4	0	0	10	0	0	1	0	1	0	0	0	0	0	0	0	9	0	0	0	0	0	0	1	9
60098	74	0	0	0	42	32	0	1	72	0	0	0	0	0	0	0	0	0	0	0	0	72	0	0	0	2	5	0	0	74
60142	78	0	0	0	50	23	5	8	70	1	0	0	0	0	0	0	0	0	0	0	21	49	0	0	0	0	0	0	0	78
60152	0	0	0	0	0	0	0	0	0	0	0	0	0	0	0	0	0	0	0	0	0	0	0	0	0	0	0	0	0	0
TOTAL	701	65	101	90	251	189	5	156	544	1	0	1	211	8	0	0	0	0	2	0	87	241	0	0	0	8	5	2	256	445

Screenings Reported by CFC/CPS/DCFS and Month / FY2025 Q1

Month	Total Screened	Screenings of Children involved with DCFS										# of Children Ages 0 to 3 Referred to								# of Children Ages 3 to 5 Referred to								Sub-Totals																																																																																																																																																																																																																																																																																																																																																																																																																																																																																																																																																																																																																																																																																																																																																																																																																																																																																																																																																																																																																																																																																																																																																																																																																																																																																																																															
		Ages (in Months)							Not Referred	Total Referred	In Intact Family Services	Children of Teen Wards	In Foster Care	PI Child				Other Multiple				LEA (ECSE)	PFA	HS	Child Care Program	HV	Other Services	Multiple Services	Rescreening	Ages 0-35 mos.	Ages 36-61+ mos.																																																																																																																																																																																																																																																																																																																																																																																																																																																																																																																																																																																																																																																																																																																																																																																																																																																																																																																																																																																																																																																																																																																																																																																																																																																																																																																												
		0-11	12-23	24-35	36-47	48-60	61+	LEA EI						(ECSE)	EHS	(center-based)	Care Program	HV	Services	Services	Rescreening																																																																																																																																																																																																																																																																																																																																																																																																																																																																																																																																																																																																																																																																																																																																																																																																																																																																																																																																																																																																																																																																																																																																																																																																																																																																																																																																						

Screenings Reported by CFC/CPS/DCFS and Month / FY2025 Q1

Month	Total Screened	Ages (in Months)							Not Referred	Total Referred	Screenings of Children involved with DCFS			# of Children Ages 0 to 3 Referred to								# of Children Ages 3 to 5 Referred to								Sub-Totals	
		0-11	12-23	24-35	36-47	48-60	61+	In Intact Family Services			Children of Teen Wards	In Foster Care	LEA EI	PI (center-based)	Child Care Program	Other HV	Multiple Services	Rescreening	LEA (ECSE)	PFA	Child Care Program	Other HV	Multiple Services	Rescreening	Ages 0-35 mos.	Ages 36-61+ mos.					
Aug-24	146	0	3	11	79	53	0	26	120	3	0	0	1	4	0	0	0	2	2	0	0	17	89	0	0	0	5	0	0	14	132
Sep-24	113	1	4	16	56	36	0	10	103	1	0	0	2	8	0	2	0	6	8	7	0	7	76	0	1	0	0	0	0	21	92
TOTAL	262	1	8	29	135	89	0	36	226	4	0	0	6	12	0	2	0	9	10	8	0	24	165	0	1	0	5	0	0	38	224
CFC #06 Child & Family Connections, Clearbrook, 1835 W Central Rd, Arlington Heights, IL 60005 - Jason Tietz																															
Sep-23	10	0	0	1	7	2	0	0	10	0	0	0	0	1	0	0	0	0	0	0	0	7	0	0	0	0	2	0	0	1	9
Nov-23	12	0	0	4	6	1	1	8	4	0	0	0	0	2	0	0	0	0	0	0	0	1	0	0	0	0	0	0	1	4	8
Dec-23	4	0	0	4	0	0	0	3	1	0	0	0	0	1	0	0	0	0	0	0	0	0	0	0	0	0	0	0	4	0	
Jan-24	20	0	0	5	10	3	2	7	13	0	0	1	0	5	0	0	0	0	0	0	0	6	0	0	0	0	2	0	0	5	15
Feb-24	53	0	0	12	22	13	6	16	37	0	0	0	0	10	0	0	0	0	0	0	1	16	8	0	0	0	4	0	0	12	41
Mar-24	23	0	0	9	5	8	1	5	18	1	0	0	0	7	0	0	0	0	1	0	0	1	10	0	0	0	0	0	0	9	14
Apr-24	16	0	0	0	8	8	0	13	3	0	0	0	0	0	0	0	0	0	0	0	0	0	0	0	0	2	0	1	0	16	
May-24	69	1	0	12	43	12	1	32	37	0	0	0	0	7	0	0	0	1	0	0	1	2	26	0	0	0	1	0	0	13	56
Jun-24	0	0	0	0	0	0	0	0	0	0	0	0	0	0	0	0	0	0	0	0	0	0	0	0	0	0	0	0	0	0	0
Jul-24	17	0	0	0	10	7	0	0	17	0	0	0	0	0	0	0	0	0	0	0	0	8	7	0	0	0	2	0	0	0	17
Aug-24	139	0	0	12	85	42	0	22	119	0	0	0	0	5	0	0	0	0	3	0	0	16	91	0	0	0	1	3	1	12	127
Sep-24	54	2	1	4	34	13	0	18	36	0	0	0	0	2	0	0	0	0	0	0	0	2	0	0	0	5	0	3	0	7	47
TOTAL	417	3	1	63	230	109	11	124	295	1	0	1	0	40	0	0	0	1	4	0	2	59	142	0	0	5	14	6	3	67	350
CFC #07 Child & Family Connections, Suburban Access, Inc, One Westbrook Corporate Ctr, Ste 640, Westchester, IL 60154 - Jo Ann Alferink																															
Jul-24	17	0	1	3	7	6	0	2	15	0	0	0	0	0	0	1	0	0	0	0	0	0	0	0	14	0	0	0	1	4	13
Aug-24	2	0	0	2	0	0	0	0	2	0	0	0	0	0	0	0	0	0	2	0	0	0	0	0	0	0	0	0	0	2	0
Sep-24	2	1	0	1	0	0	0	1	1	0	0	0	1	0	0	0	0	0	0	0	0	0	0	0	0	0	0	0	0	2	0
TOTAL	21	1	1	6	7	6	0	3	18	0	0	0	1	0	0	1	0	0	2	0	0	0	0	0	14	0	0	0	1	8	13
CFC #13 Child & Family Connections, Regional Office of Education #26, 130 S Lafayette St, Ste 200, Macomb, IL 61455 - Chuck Farr																															
Jul-24	127	69	47	11	0	0	0	115	12	0	0	1	9	0	0	0	0	0	1	0	0	0	2	0	0	0	0	0	0	127	0
Aug-24	191	84	54	10	28	15	0	146	45	2	0	2	9	0	0	0	0	0	0	0	1	1	30	0	0	0	0	0	4	148	43
Sep-24	120	85	30	5	0	0	0	113	7	0	0	0	7	0	0	0	0	0	0	0	0	0	0	0	0	0	0	0	0	120	0
TOTAL	438	238	131	26	28	15	0	374	64	2	0	3	25	0	0	0	0	0	1	0	1	1	32	0	0	0	0	0	4	395	43
CFC #14 Child & Family Connections, 3000 W Rohmann Ave., West Peoria, IL 61604 - Michelle Harr																															
Jun-24	29	0	9	2	10	8	0	8	21	0	0	0	1	0	0	0	0	0	2	0	0	0	18	0	0	0	0	0	0	11	18
Jul-24	82	13	12	23	22	12	0	45	37	1	1	3	1	0	0	7	0	0	0	0	0	2	25	0	0	0	0	0	2	48	34
Aug-24	246	15	22	40	99	55	15	115	131	5	0	10	5	4	0	4	0	0	5	0	4	27	72	0	0	0	9	4	5	77	169

Screenings Reported by CFC/CPS/DCFS and Month / FY2025 Q1

Month	Total Screened	Ages (in Months)							Not Referred	Total Referred	Screenings of Children involved with DCFS			# of Children Ages 0 to 3 Referred to								# of Children Ages 3 to 5 Referred to								Sub-Totals	
		0-11	12-23	24-35	36-47	48-60	61+	In Intact Family Services			Children of Teen Wards	In Foster Care	LEA EI	(ECSE)	EHS	PI (center-based)	Child Care Program	HV	Other Services	Multiple Services	Rescreening	LEA (ECSE)	PFA	HS	Child Care Program	HV	Other Services	Multiple Services	Rescreening	Ages 0-35 mos.	Ages 36-61+ mos.
Sep-24	362	18	13	28	260	43	0	53	309	0	0	2	7	1	0	3	0	0	6	0	0	21	60	205	0	0	2	0	4	59	303
TOTAL	719	46	56	93	391	118	15	221	498	6	1	15	14	5	0	14	0	0	13	0	4	50	175	205	0	0	11	4	11	195	524
CFC #15 Child & Family Connections, Services of Will, Grundy, & Kankakee Counties, Inc., 2300 Glenwood Ave, Joliet, IL 60435 - Rachel Cimino																															
Jul-24	77	16	21	25	7	8	0	59	18	0	0	0	3	0	0	0	0	0	0	0	0	14	0	0	0	0	0	1	62	15	
Aug-24	721	20	15	81	321	274	10	68	653	0	0	0	1	3	0	0	0	0	0	0	2	97	382	2	0	0	16	2	148	116	605
Sep-24	475	19	22	79	190	162	3	181	294	1	0	0	9	3	0	0	0	0	0	0	102	151	0	0	0	13	0	18	120	355	
TOTAL	1273	55	58	185	518	444	13	308	965	1	0	0	13	6	0	0	0	0	0	0	2	199	547	2	0	0	29	2	167	298	975
CFC #16 Child & Family Connections, 201 W Springfield Ave, Ste 508 & 509, Champaign, IL 61820 - Chris Johnson																															
Jun-24	5	0	0	0	3	2	0	0	5	0	0	0	0	0	0	0	0	0	0	0	0	5	0	0	0	0	0	0	0	5	
Jul-24	74	10	8	10	26	20	0	28	46	1	0	2	3	2	0	0	0	0	0	0	2	2	38	0	0	0	0	1	0	28	46
Aug-24	432	24	20	46	218	124	0	187	248	2	0	8	1	0	0	0	0	7	1	8	29	189	0	7	0	13	12	24	90	342	
Sep-24	181	5	6	16	90	64	0	76	105	5	0	1	2	3	0	0	0	5	3	4	25	63	0	5	0	16	21	13	27	154	
TOTAL	692	39	34	72	337	210	0	291	404	8	0	11	6	5	0	0	0	12	4	14	56	295	0	12	0	29	34	37	145	547	
CFC #17 Child & Family Connections, ROE of Adams/Pike Counties, 510 Maine St, Ste 615, Quincy, IL 62301 - Kara Hoffman																															
Aug-24	136	0	0	35	59	42	0	74	62	5	0	3	0	1	0	0	0	0	0	13	4	0	0	0	0	0	0	44	35	101	
Sep-24	172	0	0	19	86	65	2	106	66	3	0	7	0	0	0	0	0	0	0	7	2	0	0	0	0	0	0	53	19	153	
TOTAL	308	0	0	54	145	107	2	180	128	8	0	10	0	1	0	0	0	0	0	20	6	0	0	0	0	0	0	97	54	254	
CFC #18 Child & Family Connections, Sangamon Co. Public Health Department, 2833 S Grand Ave, E, Springfield, IL 62703 - Lisa McGlothlin																															
Jul-24	86	10	14	21	20	21	0	0	86	0	0	3	43	0	0	0	0	0	0	0	2	43	0	0	0	0	0	1	45	41	
Aug-24	128	21	29	35	28	15	0	36	92	0	1	4	49	0	0	0	0	0	0	1	1	43	0	0	0	0	0	0	85	43	
Sep-24	199	35	36	44	39	45	0	36	163	1	0	4	68	3	0	0	0	9	0	1	13	72	0	0	0	0	0	0	115	84	
TOTAL	413	66	79	100	87	81	0	72	341	1	1	11	160	3	0	0	0	9	0	2	16	158	0	0	0	0	0	1	245	168	
CFC #19 Child & Family Connections, Macon Co. Community Mental Health Board, 132 S Water St, Ste 604, Decatur, IL 62523 - Amy Farmer																															
Jul-24	11	0	0	0	11	0	0	0	11	0	0	0	0	0	0	0	0	0	0	0	4	7	0	0	0	4	4	0	0	11	
Aug-24	205	0	0	2	127	75	0	3	202	0	0	0	2	0	0	0	0	0	0	0	28	172	0	0	0	9	9	0	2	202	
Sep-24	96	0	0	0	74	20	2	1	95	0	0	0	0	0	0	0	0	0	0	18	76	0	0	0	17	17	1	0	96		
TOTAL	312	0	0	2	212	95	2	4	308	0	0	0	2	0	0	0	0	0	0	0	50	255	0	0	0	30	30	1	2	309	
CFC #21 Child & Family Connections, Regional Office of Education #13, 4 Eagle Center, Ste 4, O'Fallon, IL 62269 - Terri Kampwerth																															
Jul-24	30	8	11	10	0	0	0	11	19	9	1	3	0	0	0	0	0	0	0	19	0	0	0	0	0	0	0	0	29	0	
Aug-24	28	0	0	0	13	15	0	0	28	0	0	1	0	0	0	0	0	0	0	0	4	27	0	2	0	0	0	0	0	28	

Screenings Reported by CFC/CPS/DCFS and Month / FY2025 Q1

Month	Total Screened	Ages (in Months)							Not Referred	Total Referred	Screenings of Children involved with DCFS			# of Children Ages 0 to 3 Referred to								# of Children Ages 3 to 5 Referred to								Sub-Totals	
		0-11	12-23	24-35	36-47	48-60	61+	In Intact Family Services			Children of Teen Wards	In Foster Care	EI	LEA (ECSE)	EHS	PI (center- based)	Child Care Program	HV	Other Services	Multiple Services	Rescreening	LEA (ECSE)	PFA	HS	Child Care Program	HV	Other Services	Multiple Services	Rescreening	Ages 0-35 mos.	Ages 36-61+ mos.
Sep-24	83	2	5	7	37	32	0	30	53	1	0	0	3	0	0	0	0	1	0	0	2	4	37	0	0	0	8	7	20	14	69
TOTAL	141	10	16	17	50	47	0	41	100	10	1	4	3	0	0	0	0	1	0	0	21	8	64	0	2	0	8	7	20	43	97
CFC #22	Child & Family Connections, Regional Office of Education #13, 660 W Noleman St. Centralia, IL 62801 - Nicole Van Hise																														
Jul-24	29	0	0	3	10	16	0	0	29	0	0	0	0	0	0	0	5	0	0	0	0	0	0	26	0	0	0	0	3	26	
TOTAL	29	0	0	3	10	16	0	0	29	0	0	0	0	0	0	0	5	0	0	0	0	0	0	26	0	0	0	0	3	26	
CFC #23	Child & Family Connections, Wabash & Ohio Valley Special Education Dist., 800 S Division St. Norris City, IL 62869 - Charity Heifner																														
Jul-24	0	0	0	0	0	0	0	0	0	0	0	0	0	0	0	0	0	0	0	0	0	0	0	0	0	0	0	0	0	0	
Aug-24	257	21	42	43	80	70	1	162	95	0	0	0	1	4	0	0	0	0	0	0	4	9	80	0	0	0	0	0	38	106	151
Sep-24	205	9	11	12	98	75	0	101	104	0	0	0	2	0	0	0	0	0	0	0	2	99	0	0	0	0	0	44	32	173	
TOTAL	462	30	53	55	178	145	1	263	199	0	0	0	3	4	0	0	0	0	0	0	4	11	179	0	0	0	0	0	82	138	324
CFC #24	Child & Family Connections, Archway, Inc., 2751 W Main, PO Box 1180, Carbondale, IL 62901-1180 - Lindsay Baskin																														
Jul-24	49	9	12	3	10	15	0	16	33	0	0	0	0	0	0	0	1	7	0	7	7	0	8	0	17	0	0	0	1	24	25
Aug-24	105	13	14	22	30	26	0	23	82	0	0	0	0	0	0	15	3	8	0	8	8	3	16	0	37	0	1	0	5	49	56
Sep-24	59	3	22	26	3	5	0	17	42	5	0	0	0	0	0	25	2	7	0	7	7	0	2	0	6	0	1	1	0	51	8
TOTAL	213	25	48	51	43	46	0	56	157	5	0	0	0	0	0	40	6	22	0	22	22	3	26	0	60	0	2	1	6	124	89
CFC #25	Child & Family Connections, Options & Advocacy for McHenry Co., 365 Millennium Dr. Ste A, Crystal Lake, IL 60012 - Susan Beckman																														
Apr-24	11	2	5	0	0	4	0	11	0	0	0	0	0	0	0	0	0	0	0	0	0	0	0	0	0	0	0	0	7	4	
May-24	3	0	0	0	0	3	0	3	0	0	0	0	0	0	0	0	0	0	0	0	0	0	0	0	0	0	0	0	0	3	
Jun-24	1	0	0	1	0	0	0	1	0	0	0	0	0	0	0	0	0	0	0	0	0	0	0	0	0	0	0	0	1	0	
Jul-24	106	26	32	19	19	10	0	8	97	0	0	0	76	0	0	0	0	0	0	0	0	4	17	0	0	0	0	1	0	77	29
Aug-24	273	17	28	33	106	89	0	27	246	1	0	1	67	7	0	0	0	0	2	0	0	43	133	0	0	0	6	0	1	78	195
Sep-24	307	20	36	37	126	83	5	106	201	0	0	0	68	1	0	0	0	0	0	0	0	40	91	0	0	0	2	4	1	93	214
TOTAL	701	65	101	90	251	189	5	156	544	1	0	1	211	8	0	0	0	0	2	0	0	87	241	0	0	0	8	5	2	256	445

Screenings Reported by CFC/CPS/DCFS and Agencies Represented / FY2025 Q1

Agency Type	Total Screened	Ages (in Months)							Not Referred	Total Referred	Screenings of Children involved with DCFS			# of Children Ages 0 to 3 Referred to								# of Children Ages 3 to 5 Referred to								Sub-Totals			
		0-11	12-23	24-35	36-47	48-60	61+	In Intact Family Services			Children of Teen Wards	In Foster Care	LEA EI	(ECSE)	EHS	PI (center-based)	Child Care Program	HV	Other Services	Multiple Services	Rescreening	LEA (ECSE)	PFA	HS	Child Care Program	HV	Other Services	Multiple Services	Rescreening	Ages 0-35 mos.	Ages 36-61+ mos.		
CFC #01 Child & Family Connections, Youth Services Network, Inc., 107 North 3rd Street, Rockford, IL 61107 - Dee Dee Lowery																																	
CC	0	0	0	0	0	0	0	0	0	0	0	0	0	0	0	0	0	0	0	0	0	0	0	0	0	0	0	0	0	0	0	0	
HS/EHS	135	9	27	34	36	27	2	96	39	0	0	3	0	0	0	0	0	0	0	26	7	0	0	0	0	0	0	6	70	65			
HV	21	4	4	3	7	3	0	0	21	3	0	0	0	0	0	0	10	1	0	0	0	10	0	0	0	0	0	11	10				
LEA	1506	52	69	127	741	481	36	319	1187	9	0	9	22	2	0	12	0	11	2	0	5	67	1086	118	13	0	6	632	480	248	1258		
CFC #02 Child & Family Connections, Lake County Health Department, 3010 Grand Ave, 2nd Floor, Waukegan, IL 60085 - Donna Musser																																	
LEA	59	0	0	1	27	31	0	12	47	0	0	0	0	0	0	0	0	0	0	4	9	22	0	0	0	10	0	2	1	58			
CFC #03 Child & Family Connections, Regional Office of Education for Carroll, Jo Daviess, & Stephenson Co., 27 S State Ave, Ste 101, Freeport, IL 61032 - Angela Hodges																																	
HD	58	53	4	1	0	0	0	52	6	0	0	0	1	0	0	0	0	0	0	5	0	0	0	0	0	0	0	0	58	0			
LEA	50	0	0	5	29	15	0	20	30	0	0	0	0	0	0	0	0	0	0	3	29	0	0	0	0	0	0	5	44				
CFC #04 Child & Family Connections, DayOne PACT, 1551 E Fabyan Pkwy, Geneva, IL 60134 - Ellana Mavromatis																																	
CC	13	0	5	4	4	0	0	10	3	1	0	1	0	0	0	0	0	0	0	2	0	0	0	1	0	0	0	0	9	4			
HV	64	17	20	25	2	0	0	57	7	0	0	0	2	0	0	0	0	5	0	0	0	0	0	0	0	0	0	62	2				
LEA	431	4	3	20	223	181	0	63	368	1	0	2	8	0	0	0	0	0	0	1	101	259	0	0	0	2	55	29	27	404			
MFP	25	3	1	2	6	13	0	24	1	0	0	0	1	0	0	0	0	0	0	0	0	0	0	0	0	0	0	6	19				
PAT	85	22	27	35	1	0	0	77	8	9	0	0	8	0	0	0	0	0	0	0	0	0	0	0	0	0	0	84	1				
CFC #05 Child & Family Connections, DayOne PACT, 550 Warrenville Rd, Ste 100B, Lisle, IL 60532 - Marianne McGuire																																	
LEA	244	0	0	20	135	89	0	33	211	4	0	0	0	12	0	1	0	0	9	6	0	24	165	0	1	0	5	0	0	20	224		
PAT	18	1	8	9	0	0	0	3	15	0	0	0	6	0	0	1	0	9	1	2	0	0	0	0	0	0	0	0	18	0			
CFC #06 Child & Family Connections, Clearbrook, 1835 W Central Rd, Arlington Heights, IL 60005 - Jason Tietz																																	
CC	1	0	0	0	0	1	0	1	0	0	0	0	0	0	0	0	0	0	0	0	0	0	0	0	0	0	0	0	0	1			
LEA	416	3	1	63	230	108	11	123	295	1	0	1	0	40	0	0	0	1	4	0	2	59	142	0	0	5	14	6	3	67	349		
CFC #07 Child & Family Connections, Suburban Access, Inc, One Westbrook Corporate Ctr, Ste 640, Westchester, IL 60154 - Jo Ann Alferink																																	
CFC	7	1	1	5	0	0	0	3	4	0	0	0	1	0	0	1	0	0	2	0	0	0	0	0	0	0	0	0	7	0			
HV	4	0	1	3	0	0	0	2	2	0	0	0	0	0	0	1	0	0	1	0	0	0	0	0	0	0	0	4	0				
LEA	14	0	0	1	7	6	0	0	14	0	0	0	0	0	0	0	0	0	0	0	0	0	0	14	0	0	0	1	1	13			
CFC #13 Child & Family Connections, Regional Office of Education #26, 130 S Lafayette St, Ste 200, Macomb, IL 61455 - Chuck Farr																																	
FCM	347	230	113	4	0	0	0	324	23	0	0	0	23	0	0	0	0	0	0	0	0	0	0	0	0	0	0	0	347	0			

Screenings Reported by CFC/CPS/DCFS and Agencies Represented / FY2025 Q1

Agency Type	Total Screened	Screenings of Children involved with DCFS																											Sub-Totals				
		Ages (in Months)							Not Referred	Total Referred	In Intact Family Services			Children of Teen Wards	In Foster Care	# of Children Ages 0 to 3 Referred to								# of Children Ages 3 to 5 Referred to								Ages 0-35 mos.	Ages 36-61+ mos.
		0-11	12-23	24-35	36-47	48-60	61+	EI			LEA (ECSE)	EHS	PI (center-based)			Child Care Program	HV	Other Services	Multiple Services	Rescreening	LEA (ECSE)	PFA	HS	Child Care Program	HV	Other Services	Multiple Services	Rescreening					
HV	16	0	6	10	0	0	0	14	2	0	0	0	1	0	0	0	0	0	1	0	0	0	0	0	0	0	0	0	0	16	0		
LEA	45	0	0	2	28	15	0	9	36	2	0	2	0	0	0	0	0	0	0	0	0	1	1	30	0	0	0	0	4	2	43		
PI	30	8	12	10	0	0	0	27	3	0	0	1	1	0	0	0	0	0	0	0	0	0	2	0	0	0	0	0	0	30	0		
CFC #14 Child & Family Connections, 3000 W Rohmann Ave, , West Peoria, IL 61604 - Michelle Harr																																	
CC	17	2	3	5	3	4	0	17	0	1	0	0	0	0	0	0	0	0	0	0	0	0	0	0	0	0	0	0	10	7			
HS/EHS	205	0	0	0	205	0	0	0	205	0	0	0	0	0	0	0	0	0	0	0	0	0	0	205	0	0	0	0	0	0	205		
HV	84	24	14	26	10	8	2	77	7	1	1	0	7	0	0	0	0	0	0	0	0	0	0	0	0	0	0	0	64	20			
LEA	405	17	30	61	175	109	13	121	284	5	0	15	5	5	0	14	0	0	13	0	4	50	175	0	0	0	11	4	11	108	297		
LIC	3	0	0	2	0	1	0	1	2	0	0	0	2	0	0	0	0	0	0	0	0	0	0	0	0	0	0	0	2	1			
PAT	22	5	12	4	1	0	0	22	0	0	0	0	0	0	0	0	0	0	0	0	0	0	0	0	0	0	0	0	21	1			
PI	29	0	1	7	11	10	0	0	29	1	0	0	4	0	0	0	0	0	3	0	0	6	16	0	0	0	0	0	0	8	21		
CFC #15 Child & Family Connections, Services of Will, Grundy, & Kankakee Counties, Inc., 2300 Glenwood Ave, Joliet, IL 60435 - Rachel Cimino																																	
HV	179	55	56	68	0	0	0	167	12	0	0	0	12	0	0	0	0	0	0	0	0	0	0	0	0	0	0	0	179	0			
LEA	1094	0	2	117	518	444	13	141	953	1	0	0	1	6	0	0	0	0	0	0	2	199	547	2	0	0	29	2	167	119	975		
CFC #16 Child & Family Connections, 201 W Springfield Ave, Ste 508 & 509, , Champaign, IL 61820 - Chris Johnson																																	
EI	4	0	2	2	0	0	0	2	2	0	0	0	2	0	0	0	0	0	0	0	0	0	0	0	0	0	0	0	4	0			
HC	64	0	0	18	29	17	0	8	56	0	0	0	1	3	0	0	0	0	9	4	5	3	39	0	0	0	9	11	2	18	46		
HD	85	9	5	25	29	17	0	28	57	0	0	0	1	3	0	0	0	0	9	4	6	3	39	0	0	0	9	11	2	39	46		
HS/EHS	26	2	3	1	10	10	0	17	9	0	0	0	1	0	0	0	0	0	0	0	0	8	0	0	0	0	0	0	6	20			
HV	96	28	24	39	2	3	0	86	10	2	0	2	2	0	0	0	0	0	0	0	8	0	0	0	0	0	0	0	91	5			
LEA	481	0	0	5	296	180	0	158	326	6	0	9	0	2	0	0	0	0	3	0	0	45	256	0	12	0	20	23	35	5	476		
CFC #17 Child & Family Connections, ROE of Adams/Pike Counties, 510 Maine St, Ste 615, Quincy, IL 62301 - Kara Hoffman																																	
HS/EHS	113	0	0	3	54	54	2	72	41	4	0	5	0	0	0	0	0	0	0	0	2	1	0	0	0	0	0	0	38	3	110		
LEA	195	0	0	51	91	53	0	108	87	4	0	5	0	1	0	0	0	0	0	0	18	5	0	0	0	0	0	0	59	51	144		
CFC #18 Child & Family Connections, Sangamon Co. Public Health Department, 2833 S Grand Ave, E, Springfield, IL 62703 - Lisa McGlothlin																																	
CC	31	9	10	8	1	3	0	27	4	0	0	5	3	0	0	0	0	0	0	0	1	1	0	0	0	0	0	0	27	4			
EI	158	45	53	60	0	0	0	0	158	0	0	3	156	2	0	0	0	0	0	0	0	0	0	0	0	0	0	0	158	0			
LEA	144	9	14	28	50	43	0	45	99	0	1	1	1	1	0	0	0	0	0	0	1	5	97	0	0	0	0	0	1	51	93		
LIC	71	0	0	0	36	35	0	0	71	0	0	2	0	0	0	0	0	0	0	0	0	10	61	0	0	0	0	0	0	0	71		
PI	9	3	2	4	0	0	0	0	9	1	0	0	0	0	0	0	0	9	0	0	0	0	0	0	0	0	0	0	9	0			

Screenings Reported by CFC/CPS/DCFS and Agencies Represented / FY2025 Q1

Agency Type	Total Screened	Ages (in Months)							Not Referred	Total Referred	Screenings of Children involved with DCFS			# of Children Ages 0 to 3 Referred to								# of Children Ages 3 to 5 Referred to								Sub-Totals			
											In Intact Family Services	Children of Teen Wards	In Foster Care	LEA EI	(ECSE)	EHS	PI (center-based)	Child Care Program	HV	Other Services	Multiple Services	Rescreening	LEA (ECSE)	PFA	HS	Child Care Program	HV	Other Services	Multiple Services	Rescreening	Ages 0-35 mos.	Ages 36-61+ mos.	
		CFC #19 Child & Family Connections, Macon Co. Community Mental Health Board, 132 S Water St, Ste 604, Decatur, IL 62523 - Amy Farmer																															
LEA	312	0	0	2	212	95	2	4	308	0	0	0	2	0	0	0	0	0	0	0	0	0	0	50	255	0	0	0	30	30	1	2	309
CFC #21 Child & Family Connections, Regional Office of Education #13, 4 Eagle Center, Ste 4, O'Fallon, IL 62269 - Terri Kampwerth																																	
HV	44	10	16	17	0	0	0	19	25	9	1	3	3	0	0	0	0	1	0	0	21	0	0	0	0	0	0	0	0	0	43	0	
LEA	97	0	0	0	50	47	0	22	75	1	0	1	0	0	0	0	0	0	0	0	8	64	0	2	0	8	7	20	0	97			
PI	14	2	5	7	0	0	0	8	6	0	0	0	3	0	0	0	0	1	0	0	2	0	0	0	0	0	0	0	0	14	0		
CFC #22 Child & Family Connections, Regional Office of Education #13, 660 W Noleman St, Centralia, IL 62801 - Nicole Van Hise																																	
HV	29	0	0	3	10	16	0	0	29	0	0	0	0	0	0	0	5	0	0	0	0	0	0	26	0	0	0	0	0	3	26		
CFC #23 Child & Family Connections, Wabash & Ohio Valley Special Education Dist., 800 S Division St, Norris City, IL 62869 - Charity Heifner																																	
HS/EHS	266	30	53	51	52	80	0	263	3	0	0	0	3	0	0	0	0	0	0	0	0	0	0	0	0	0	0	0	0	134	132		
LEA	196	0	0	4	126	65	1	0	196	0	0	0	0	4	0	0	0	0	0	0	4	11	179	0	0	0	0	0	82	4	192		
PI	0	0	0	0	0	0	0	0	0	0	0	0	0	0	0	0	0	0	0	0	0	0	0	0	0	0	0	0	0	0	0		
CFC #24 Child & Family Connections, Archway, Inc., 2751 W Main, PO Box 1180, Carbondale, IL 62901-1180 - Lindsay Baskin																																	
HV	162	20	41	41	33	27	0	56	106	5	0	0	0	0	0	40	6	0	0	0	0	0	0	0	60	0	0	0	0	102	60		
LEA	51	5	7	10	10	19	0	0	51	0	0	0	0	0	0	0	0	22	0	22	22	3	26	0	0	0	2	1	6	22	29		
CFC #25 Child & Family Connections, Options & Advocacy for McHenry Co., 365 Millennium Dr, Ste A, Crystal Lake, IL 60012 - Susan Beckman																																	
CC	50	3	12	18	6	11	0	50	0	0	0	0	0	0	0	0	0	0	0	0	0	0	0	0	0	0	0	0	0	33	17		
CFC	211	62	89	60	0	0	0	0	211	0	0	0	211	0	0	0	0	0	0	0	0	0	0	0	0	0	0	0	0	211	0		
HS/EHS	67	0	0	0	48	19	0	64	3	0	0	0	0	0	0	0	0	0	0	0	3	0	0	0	0	0	0	0	0	0	67		
LEA	373	0	0	12	197	159	5	42	330	1	0	1	0	8	0	0	0	0	2	0	0	84	241	0	0	0	8	5	2	12	361		

Screenings Reported by CFC/CPS/DCFS and Screening Tools Utilized / FY2025 Q1

Screening Tool	Total Screened	Screenings of Children involved with DCFS											# of Children Ages 0 to 3 Referred to								# of Children Ages 3 to 5 Referred to									
		Ages (in Months)						Not Referred	Total Referred	In Intact Family Services	Children of Teen Wards	In Foster Care	LEA EI	(ECSE)	EHS	PI (center-based)	Child Care Program	HV	Other Services	Multiple Services	Rescreening	LEA (ECSE)	PFA	HS	Child Care Program	HV	Other Services	Multiple Services	Rescreening	
		0-11	12-23	24-35	36-47	48-60	61+																							
CFC #01	Child & Family Connections, Youth Services Network, Inc., 107 North 3rd Street, Rockford, IL 61107 - Dee Dee Lowery																													
	1439	61	96	151	673	450	8	367	1072	9	0	11	22	0	0	12	0	11	2	0	26	56	960	118	13	0	0	624	481	
ASQ:SE	1127	48	63	112	543	355	6	208	919	9	0	6	19	0	0	0	0	11	2	0	0	25	887	118	7	0	0	616	471	
DIAL	48	0	0	5	35	8	0	0	48	0	0	0	0	0	0	0	0	0	0	5	0	43	0	0	0	0	0	0	0	
DIAL-4	324	8	11	13	150	110	32	153	171	3	0	3	3	2	0	12	0	10	1	0	0	41	99	0	0	0	6	8	5	
ESI	85	9	26	34	14	2	0	53	32	0	0	1	0	0	0	0	0	0	0	26	0	0	0	0	0	0	0	0	6	
ESI-R	1106	44	59	109	536	352	6	208	898	6	0	6	19	0	0	0	0	1	1	0	0	25	877	118	7	0	0	616	471	
PLS	2	0	0	0	2	0	0	0	2	0	0	0	0	0	0	0	0	0	0	0	0	2	0	0	0	0	0	0	0	
PLS-5	5	0	0	0	4	1	0	1	4	0	0	0	0	0	0	0	0	0	0	0	0	0	0	0	0	0	0	0	4	
PQ	23	0	0	2	13	8	0	4	19	0	0	1	0	0	0	0	0	0	0	0	1	18	0	0	0	0	0	0	0	
SESI	5	0	0	0	4	1	0	1	4	0	0	0	0	0	0	0	0	0	0	0	0	0	0	0	0	0	0	0	4	
Speed DIAL-4	2	0	0	0	2	0	0	0	2	0	0	0	0	0	0	0	0	0	0	0	0	2	0	0	0	0	0	0	0	
CFC #02	Child & Family Connections, Lake County Health Department, 3010 Grand Ave, 2nd Floor, Waukegan, IL 60085 - Donna Musser																													
	6	0	0	0	2	4	0	1	5	0	0	0	0	0	0	0	0	0	0	0	1	4	0	0	0	0	0	0	0	
DIAL-4	53	0	0	1	25	27	0	11	42	0	0	0	0	0	0	0	0	0	0	4	8	18	0	0	0	10	0	2		
CFC #03	Child & Family Connections, Regional Office of Education for Carroll, Jo Daviess, & Stephenson Co., 27 S State Ave, Ste 101, Freeport, IL 61032 - Angela Hodges																													
	76	53	4	3	9	7	0	69	7	0	0	0	1	0	0	0	0	0	0	5	1	0	0	0	0	0	0	0	0	
ASQ	18	0	0	3	9	6	0	3	15	0	0	0	0	0	0	0	0	0	0	0	0	15	0	0	0	0	0	0	0	
ASQ:SE-2	18	0	0	2	9	7	0	17	1	0	0	0	0	0	0	0	0	0	0	0	1	0	0	0	0	0	0	0	0	
DIAL	18	0	0	3	9	6	0	3	15	0	0	0	0	0	0	0	0	0	0	0	0	15	0	0	0	0	0	0	0	
DIAL-4	32	0	0	2	20	9	0	17	15	0	0	0	0	0	0	0	0	0	0	0	3	14	0	0	0	0	0	0	0	
CFC #04	Child & Family Connections, DayOne PACT, 1551 E Fabyan Pkwy, Geneva, IL 60134 - Ellana Mavromatis																													
	431	46	56	86	116	127	0	205	226	10	0	1	19	0	0	0	0	5	0	0	3	55	143	0	1	0	1	0	1	
ASQ	34	0	0	0	17	17	0	0	34	0	0	0	0	0	0	0	0	0	0	0	3	31	0	0	0	0	0	0	0	
ASQ:SE	69	17	11	19	6	16	0	53	16	3	0	0	3	0	0	0	0	0	0	1	12	0	0	0	0	1	0	1	1	
ASQ:SE-2	153	29	40	63	8	13	0	132	21	6	0	0	16	0	0	0	0	5	0	0	0	0	0	0	0	0	0	0	0	
BAT	24	0	0	3	5	16	0	11	13	0	0	0	0	0	0	0	0	0	0	1	12	0	0	0	0	1	0	1	1	
DIAL	28	0	0	0	16	12	0	16	12	0	0	0	0	0	0	0	0	0	0	0	11	0	0	0	0	1	0	1	1	
DIAL-4	34	0	0	0	17	17	0	0	34	0	0	0	0	0	0	0	0	0	0	0	3	31	0	0	0	0	0	0	0	
CFC #05	Child & Family Connections, DayOne PACT, 550 Warrenville Rd, Ste 100B, Lisle, IL 60532 - Marianne McGuire																													
	43	1	8	16	14	4	0	3	40	1	0	0	6	6	0	1	0	9	8	8	0	1	17	0	0	0	0	0	0	

Screenings Reported by CFC/CPS/DCFS and Screening Tools Utilized / FY2025 Q1

Screening Tool	Total Screened	Screenings of Children involved with DCFS										# of Children Ages 0 to 3 Referred to										# of Children Ages 3 to 5 Referred to							
		Ages (in Months)						Not Referred	Total Referred	In Intact Family Services	Children of Teen Wards	In Foster Care	EI	LEA (ECSE)	EHS	PI (center-based)	Child Care Program	HV	Other Services	Multiple Services	Rescreening	LEA (ECSE)	PFA	HS	Child Care Program	HV	Other Services	Multiple Services	Rescreening
ASQ	52	0	0	4	29	19	0	22	30	0	0	0	0	0	0	0	0	0	2	0	0	11	12	0	0	0	5	0	0
ASQ:SE	109	1	8	15	46	39	0	28	81	3	0	0	6	3	0	1	0	9	1	2	0	9	54	0	0	0	0	0	0
CIP	24	0	0	0	16	8	0	0	24	0	0	0	0	0	0	0	0	0	0	0	0	5	19	0	0	0	0	0	0
DIAL	23	0	0	0	13	10	0	2	21	0	0	0	0	0	0	0	0	0	0	0	0	0	21	0	0	0	0	0	0
DIAL-4	104	0	0	10	55	39	0	3	101	0	0	0	0	6	0	1	0	0	2	0	0	9	77	0	1	0	5	0	0
Play-Based	7	0	0	1	3	3	0	6	1	0	0	0	0	0	0	0	0	0	0	0	0	1	0	0	0	0	0	0	0
Pre-IPT	30	0	0	4	12	14	0	3	27	0	0	0	0	3	0	0	0	0	0	0	0	1	23	0	0	0	0	0	0
TPBA	30	0	0	2	15	13	0	22	8	0	0	0	0	0	0	0	0	0	0	0	0	8	0	0	0	0	0	0	0

CFC #06 Child & Family Connections, Clearbrook, 1835 W Central Rd, Arlington Heights, IL 60005 - Jason Tietz

	118	0	0	23	51	38	6	44	74	0	0	0	0	15	0	0	0	0	0	0	0	29	24	0	0	0	7	0	1
ASQ:SE-2	29	0	0	4	14	11	0	28	1	0	0	0	0	0	0	0	0	0	0	0	0	1	0	0	0	0	2	0	0
BRIG-PRF	112	3	1	2	79	26	1	32	82	0	0	0	0	0	0	0	1	0	0	0	0	0	46	0	0	5	1	5	0
DIAL	73	0	0	30	34	5	4	41	32	0	0	1	0	21	0	0	0	0	0	0	2	10	0	0	0	0	0	0	1
DIAL-4	113	0	0	8	66	39	0	7	106	1	0	0	0	4	0	0	0	0	4	0	0	19	72	0	0	0	6	1	1
Speed DIAL-4	51	0	0	0	29	19	3	0	51	0	0	0	0	0	0	0	0	0	0	0	0	22	24	0	0	0	5	0	0
TPBA	29	0	0	4	14	11	0	28	1	0	0	0	0	0	0	0	0	0	0	0	0	1	0	0	0	0	2	0	0

CFC #07 Child & Family Connections, Suburban Access, Inc, One Westbrook Corporate Ctr, Ste 640, Westchester, IL 60154 - Jo Ann Alferink

	3	1	0	2	0	0	0	1	2	0	0	0	1	0	0	0	0	0	1	0	0	0	0	0	0	0	0	0	0
ASQ	4	0	1	3	0	0	0	2	2	0	0	0	0	0	0	1	0	0	1	0	0	0	0	0	0	0	0	0	0
DIAL-4	14	0	0	1	7	6	0	0	14	0	0	0	0	0	0	0	0	0	0	0	0	0	0	14	0	0	0	0	1

CFC #13 Child & Family Connections, Regional Office of Education #26, 130 S Lafayette St, Ste 200, Macomb, IL 61455 - Chuck Farr

	16	0	6	10	0	0	0	14	2	0	0	0	1	0	0	0	0	0	1	0	0	0	0	0	0	0	0	0	0
ASQ	377	238	125	14	0	0	0	351	26	0	0	1	24	0	0	0	0	0	0	0	0	0	2	0	0	0	0	0	0
ASQ:SE	30	8	12	10	0	0	0	27	3	0	0	1	1	0	0	0	0	0	0	0	0	0	2	0	0	0	0	0	0
DIAL-4	31	0	0	1	21	9	0	0	31	2	0	1	0	0	0	0	0	0	0	0	0	1	30	0	0	0	0	0	0
ESI	14	0	0	1	7	6	0	9	5	0	0	1	0	0	0	0	0	0	0	0	1	0	0	0	0	0	0	0	4

CFC #14 Child & Family Connections, 3000 W Rohmann Ave., West Peoria, IL 61604 - Michelle Harr

	162	16	42	39	32	33	0	92	70	4	0	2	8	0	0	0	0	0	5	0	0	6	51	0	0	0	0	0	0
ASQ	61	21	10	17	7	4	2	55	6	0	1	0	6	0	0	0	0	0	0	0	0	0	0	0	0	0	0	0	0
ASQ:SE	85	8	25	17	17	18	0	47	38	2	0	2	1	0	0	0	0	0	2	0	0	0	35	0	0	0	0	0	0

Screenings Reported by CFC/CPS/DCFS and Screening Tools Utilized / FY2025 Q1

Screening Tool	Total Screened	Screenings of Children involved with DCFS											# of Children Ages 0 to 3 Referred to								# of Children Ages 3 to 5 Referred to									
		Ages (in Months)							Not Referred	Total Referred	In Intact Family Services	Children of Teen Wards	In Foster Care	EI	LEA (ECSE)	EHS	PI (center-based)	Child Care Program	HV	Other Services	Multiple Services	Rescreening	LEA (ECSE)	PFA	HS	Child Care Program	HV	Other Services	Multiple Services	Rescreening
		0-11	12-23	24-35	36-47	48-60	61+																							
BRIG	96	8	25	18	24	21	0	53	43	2	0	5	1	0	0	0	0	0	0	2	0	1	1	35	0	0	0	3	0	0
BRIG-3	380	0	0	24	297	47	12	1	379	1	0	9	0	2	0	14	0	0	6	0	2	35	104	205	0	0	4	4	11	
DIAL-4	55	0	1	12	23	19	0	8	47	1	0	0	4	3	0	0	0	0	5	0	1	10	24	0	0	0	0	0	0	
ESI-R	18	0	0	0	12	6	0	2	16	0	0	0	0	0	0	0	0	0	0	0	0	2	12	0	0	0	2	0	0	
HAPP-3	29	0	1	7	11	10	0	0	29	1	0	0	4	0	0	0	0	0	3	0	0	6	16	0	0	0	0	0	0	
CFC #15 Child & Family Connections, Services of Will, Grundy, & Kankakee Counties, Inc., 2300 Glenwood Ave, Joliet, IL 60435 - Rachel Cimino																														
	193	55	56	69	5	8	0	169	24	0	0	0	12	0	0	0	0	0	0	0	1	0	0	0	0	0	0	0	0	11
ASQ	150	0	0	0	73	72	5	0	150	0	0	0	0	0	0	0	0	0	0	0	0	0	88	0	0	0	0	0	62	
ASQ:SE	534	0	2	22	270	235	5	106	428	0	0	0	1	0	0	0	0	0	0	0	1	39	256	0	0	0	29	2	100	
BRIG	320	0	1	28	168	123	0	105	215	0	0	0	0	0	0	0	0	0	0	0	0	34	132	0	0	0	29	2	20	
DIAL-4	380	0	0	87	161	129	3	33	347	1	0	0	0	6	0	0	0	0	0	0	1	160	175	2	0	0	0	0	3	
CFC #16 Child & Family Connections, 201 W Springfield Ave, Ste 508 & 509, Champaign, IL 61820 - Chris Johnson																														
	99	24	22	19	19	15	0	68	31	2	0	2	4	0	0	0	0	0	1	0	9	8	9	0	0	0	0	0	0	0
ASQ	122	15	12	49	29	17	0	65	57	0	0	0	2	3	0	0	0	0	9	4	5	3	39	0	0	0	9	11	2	
ASQ:SE	58	15	12	31	0	0	0	57	1	0	0	0	1	0	0	0	0	0	0	0	0	0	0	0	0	0	0	0	0	
BRIG	31	0	0	0	15	16	0	11	20	1	0	1	0	0	0	0	0	0	0	0	0	1	17	0	0	0	1	0	1	
DIAL	197	0	0	0	126	71	0	137	63	3	0	1	0	0	0	0	0	0	0	0	0	20	36	0	0	0	19	22	34	
DIAL-4	222	0	0	5	133	84	0	10	212	2	0	7	0	2	0	0	0	0	3	0	0	22	179	0	7	0	0	1	0	
Speed DIAL-4	31	0	0	0	22	9	0	0	31	0	0	0	0	0	0	0	0	0	0	0	0	2	24	0	5	0	0	0	0	
TPBA	64	0	0	18	29	17	0	8	56	0	0	0	1	3	0	0	0	0	9	4	5	3	39	0	0	0	9	11	2	
CFC #17 Child & Family Connections, ROE of Adams/Pike Counties, 510 Maine St, Ste 615, Quincy, IL 62301 - Kara Hoffman																														
DIAL	308	0	0	54	145	107	2	180	128	8	0	10	0	1	0	0	0	0	0	0	20	6	0	0	0	0	0	0	0	97
CFC #18 Child & Family Connections, Sangamon Co. Public Health Department, 2833 S Grand Ave, E, Springfield, IL 62703 - Lisa McGlothlin																														
ASQ	257	66	77	90	14	10	0	64	193	1	1	9	159	0	0	0	0	9	0	0	0	1	24	0	0	0	0	0	0	0
ASQ:SE	102	9	8	10	37	38	0	27	75	0	0	7	1	2	0	0	0	0	0	0	1	11	61	0	0	0	0	0	0	0
BRIG	49	0	2	6	20	21	0	4	45	0	0	0	1	1	0	0	0	0	0	0	2	2	43	0	0	0	0	0	1	
BRIG-3	71	0	0	0	36	35	0	0	71	0	0	2	0	0	0	0	0	0	0	0	0	10	61	0	0	0	0	0	0	
DIAL	6	0	0	0	6	0	0	4	2	0	0	0	0	0	0	0	0	0	0	0	0	0	2	0	0	0	0	0	0	
DIAL-4	28	0	0	2	11	15	0	0	28	0	0	0	0	0	0	0	0	0	0	0	0	3	28	0	0	0	0	0	0	

Screenings Reported by CFC/CPS/DCFS and Screening Tools Utilized / FY2025 Q1

Screening Tool	Total Screened	Ages (in Months)						Not Referred	Total Referred	Screenings of Children involved with DCFS			# of Children Ages 0 to 3 Referred to								# of Children Ages 3 to 5 Referred to								
		0-11	12-23	24-35	36-47	48-60	61+			In Intact Family Services	Children of Teen Wards	In Foster Care	LEA EI	(ECSE)	EHS	PI (center-based)	Child Care Program	Other HV	Multiple Services	Rescreening	LEA (ECSE)	PFA	HS	Child Care Program	Other HV	Multiple Services	Rescreening		
CFC #19 Child & Family Connections, Macon Co. Community Mental Health Board, 132 S Water St, Ste 604, Decatur, IL 62523 - Amy Farmer																													
BRIG	312	0	0	2	212	95	2	4	308	0	0	0	2	0	0	0	0	0	0	0	50	255	0	0	0	30	30	1	
CFC #21 Child & Family Connections, Regional Office of Education #13, 4 Eagle Center, Ste 4, O'Fallon, IL 62269 - Terri Kampwerth																													
	44	10	16	17	0	0	0	19	25	9	1	3	3	0	0	0	0	1	0	0	21	0	0	0	0	0	0	0	
ASQ:SE	44	10	16	17	0	0	0	19	25	9	1	3	3	0	0	0	0	1	0	0	21	0	0	0	0	0	0	0	
DIAL-4	97	0	0	0	50	47	0	22	75	1	0	1	0	0	0	0	0	0	0	0	8	64	0	2	0	8	7	20	
CFC #22 Child & Family Connections, Regional Office of Education #13, 660 W Noleman St, Centralia, IL 62801 - Nicole Van Hise																													
ASQ	29	0	0	3	10	16	0	0	29	0	0	0	0	0	0	0	5	0	0	0	0	0	0	26	0	0	0	0	
BRIG	29	0	0	3	10	16	0	0	29	0	0	0	0	0	0	0	5	0	0	0	0	0	0	26	0	0	0	0	
CFC #23 Child & Family Connections, Wabash & Ohio Valley Special Education Dist., 800 S Division St, Norris City, IL 62869 - Charity Heifner																													
	0	0	0	0	0	0	0	0	0	0	0	0	0	0	0	0	0	0	0	0	0	0	0	0	0	0	0	0	
ASQ	266	30	53	51	52	80	0	263	3	0	0	0	3	0	0	0	0	0	0	0	0	0	0	0	0	0	0	0	
DIAL-4	462	30	53	55	178	145	1	263	199	0	0	0	3	4	0	0	0	0	0	4	11	179	0	0	0	0	0	82	
Speed DIAL-4	266	30	53	51	52	80	0	263	3	0	0	0	3	0	0	0	0	0	0	0	0	0	0	0	0	0	0	0	
CFC #24 Child & Family Connections, Archway, Inc., 2751 W Main, PO Box 1180, Carbondale, IL 62901-1180 - Lindsay Baskin																													
	42	5	7	10	8	12	0	0	42	0	0	0	0	0	0	0	0	22	0	22	22	0	20	0	0	0	2	1	2
ASQ	106	6	19	21	33	27	0	0	106	0	0	0	0	0	0	40	6	0	0	0	0	0	0	60	0	0	0	0	
ASQ:SE-2	42	5	7	10	8	12	0	0	42	0	0	0	0	0	0	0	0	22	0	22	22	0	20	0	0	0	2	1	2
BRIG	106	6	19	21	33	27	0	0	106	0	0	0	0	0	0	40	6	0	0	0	0	0	0	60	0	0	0	0	
DIAL-4	9	0	0	0	2	7	0	0	9	0	0	0	0	0	0	0	0	0	0	0	3	6	0	0	0	0	0	4	
CFC #25 Child & Family Connections, Options & Advocacy for McHenry Co., 365 Millennium Dr, Ste A, Crystal Lake, IL 60012 - Susan Beckman																													
	152	1	7	7	71	66	0	23	128	0	0	0	0	0	0	0	0	0	0	0	21	107	0	0	0	2	5	0	
ASQ	367	62	89	68	90	58	0	91	276	0	0	0	211	6	0	0	0	0	0	0	31	27	0	0	0	0	0	1	
ASQ:SE	86	2	5	15	26	38	0	57	29	0	0	0	0	2	0	0	0	0	0	0	12	15	0	0	0	0	0	0	
ASQ:SE-2	74	0	0	0	42	32	0	1	72	0	0	0	0	0	0	0	0	0	0	0	0	72	0	0	0	2	5	0	
CIP	78	0	0	0	50	23	5	8	70	1	0	0	0	0	0	0	0	0	0	0	21	49	0	0	0	0	0	0	
DIAL-4	99	0	0	8	50	41	0	3	96	0	0	1	0	6	0	0	0	0	2	0	24	70	0	0	0	6	0	1	